

Original Research Article

INFLUENCE OF ORGANIC AND INORGANIC SOIL AMENDMENTS ON SOIL MOISTURE CONTENT AND MICRONUTRIENTS

ABSTRACT

Aims: This study was carried out to evaluate the influence of organic and inorganic soil amendments on soil moisture content and micronutrients with an aim of soil water retention and nutrients improvement in semi and arid areas.

Methodology: The study was laid out as randomized complete block design (RCBD) in split plot arrangement for two seasons. The treatments were Chalim™, Super-hydro-grow polymer and Metham sodium, Metham sodium, Metham sodium + Orange peel, Super-hydro-grow polymer, Control, Brassica tissue, Chalim™ + Super-hydro-grow polymer, Brassica tissue + Orange peel and Metham sodium + Super-hydro-grow polymer. Soils were sampled from each experimental site, dried and taken to laboratories for determination of Zinc, Iron, Manganese and copper both at initial and at the end of the experiment using a SpectrAA- 40 atomic absorption spectrometer, PSC-56 programmable sample changer. Moisture content was calculated by subtracting total dry soil plus Petri dish weight from total wet soil plus Petri dish weight. Calculated moisture content was recorded in all samples across the two seasons for analysis.

Results: There was a significant difference ($p \leq 0.05$) in the treatment effect on soil moisture content in all the treatment except for MS and CM+op in both season one and season two in the green house. A combination of both organic and inorganic soil amendments like BT+OP, BT+ SHG had the highest moisture content. There was significant difference ($p \leq 0.05$) in the soil amendments effect on the amount of Micronutrients in all the treatments in the beginning and end of the experiment.

Conclusion: Through this study, it was realized significant difference ($p \leq 0.05$) in the soil amendments effect on soil moisture content in all the treatment in both seasons in the field. BT +SHG soil amendment was superior in maintaining soil moisture content in both season 1 and 2 in the field. It is therefore recommended that Metham sodium should not be applied in very dry soil to avoid reduction of the moisture content. There was micronutrient increment in all the treatments.

Keywords: Amendments, Inorganic, Organic, Micronutrient, Moisture content.

ACRONYMS SHOULD BE DEFINE AS FIRST MENSION

1. INTRODUCTION

The increasing global population coupled with the challenges of environmental degradation and an increasingly variable climate has created a world-wide need for improved food security [1, 2]. Green Revolution on one hand increased crop production per unit area and on other hand it also has resulted in greater depletion of soil phytoavailable micronutrients as less attention has been paid to micronutrients fertilization [3]. Impact of micronutrient deficiency in crop production is well documented as loss of yield [4]. The essential nutrients for plants are divided into two groups, macronutrients (N, P, S, K, Ca, Mg, Cl) and micronutrients (B, Co, Cu, Fe, Mn, Mo, Ni, Zn) [5]. While macronutrients have huge effects on the yield of crops and are needed in large amounts, micronutrient deficiency can also considerably reduce the yield and nutritional quality of crop products, although they are not required in large amounts [6]. Micronutrients play a vital role in gene expression, biosynthesis of protein, nucleic acids, growth substances, metabolism of carbohydrates and lipids through their involvement in various plant enzymic systems and other physiologically active molecules [4].

The provision of nutrients to the plant in quantities that are optimal for their subsequent utilization is a primary aim of crop fertilizer programme since yields and quality are adversely affected by any deviation [7]. Soil amendments are added to the soil to increase the organic contents and improve the structure to enable the soil to have a high capacity of holding nutrients [8]. Adding a soil amendment, also known as soil conditioning; helps improve plant growth and health [9]. The type of amendment depends on the prevailing soil composition/condition, the climate, and the type of plant. Amendments provide energy and nutrients to soil,

Formatted: Font color: Red

Formatted: Font color: Red, Highlight

Formatted: Font color: Red

Formatted: Font color: Red, Highlight

31 drastically changing the environment for the growth and survival of crops and microorganisms [9]. Due to scarcity
32 of organic amendments, the inorganic materials have become increasingly popular in adjusting the soils
33 physicochemical characteristics, enhancing growth and consequently promoting yields of crop [10]. **In order to**
34 **enhance the micronutrient status of these soils, there is need for assessment of their initial micronutrient status in**
35 **order to integrate the appropriate soil fertility management that involves judicious use of combined organic and**
36 **inorganic fertilizers. This is a feasible approach which has been employed in overcoming soil fertility constraints**
37 **[11, 12].** Therefore, an integrated use of inorganic fertilizers with organic manures is a sustainable approach for
38 efficient nutrient usage which enhances efficiency of the chemical fertilizers while reducing nutrient losses [13].
39 Therefore, micronutrient deficiency has become a limiting factor for crop productivity in many agricultural soils. In
40 order to obtain the genetic potential yields of crops, correcting micronutrients deficiencies is necessary. ~~In order~~
41 ~~to enhance the micronutrient status of these soils, there is need for assessment of their initial micronutrient~~
42 ~~status in order to integrate the appropriate soil fertility management that involves judicious use of combined~~
43 ~~organic and inorganic fertilizers. This is a feasible approach which has been employed in overcoming soil fertility~~
44 ~~constraints [11, 12].~~ However, availability and uptake of micronutrients are affected by the presence of the
45 macro-nutrients present in these amendments due to either negative or positive interactions [14]. [repetition](#)
46
47

48 The availability of water is the most important factor that limits development of agriculture in arid and semi-arid
49 [region](#) [15]. According to Shabaan *et al.* [16] the benefits derived from polymer application to soil include an
50 increase in the water holding capacity and soil nutrient reserves and a reduction in soil compaction. The intrinsic
51 water-holding capacity of organic amendments is greater than that of most mineral soils [17], so degraded soils
52 with organic amendments can show an immediate increase in water-holding capacity [18]. Organic amendments
53 may [19] or may not [20] increase available water. The question to be posed is how to build up and maintain soil
54 fertility under the poverty faced by many farmers. The need for added external nutrients and maintain soil
55 moisture is imperative as inorganic commercial fertilizers are expensive; their use is sometimes unprofitable
56 especially because of blanket recommendations. This study was carried out to evaluate the influence of organic
57 and inorganic soil amendments on soil moisture content and micronutrients.
58
59

60 2. MATERIALS AND METHODS

61 2.1 Study site

62 The study was conducted at KALRO Kabete. The station is located in Nairobi County. It is situated about 8km
63 Northwest of Nairobi 360411E and 01015'S and at an attitude of 1737m above sea level in the upper semi-humid
64 agro-ecological zone UM3 [21]. The rainfall is bimodal; the average received ranging from 600 to 2000 mm per
65 year. The area is reliable and favorable for agricultural activities, with the April-July period receiving 60 % and
66 October-November 40 % of precipitation. It has two crop growing periods with a total of 150-214 days. The mean
67 annual temperature ranges from 18.0°C to 21.9 °C. Soils at KARLO, Kabete, are dominated by humic Nitisols
68 [22] with a clay texture and are known locally as Kikuyu red loam.
69
70
71
72
73
74
75
76
77
78
79
80
81
82
83
84
85
86
87
88
89
90
91

92
93
94
95
96
97
98
99
100
101
102
103
104
105
106
107
108
109
110
111
112
113
114
115
116
117
118
119
120
121
122
123
124
125
126
127
128
129
130
131
132
133
134
135
136
137
138
139
140
141
142
143
144
145
146
147
148
149
150
151
152
153



Figure 1: Map showing Nairobi County (highlighted in red) study site.

2.2 Experimental Design and Treatments

The experiment was carried out in July, 2017 and was replicated three times. The experiment was laid out in randomized complete block design (RCBD) in split plot arrangement in the field. A plot measuring 66m by 28.5m was marked, cleared, ploughed, harrowed and demarcated into 150 plots each measuring 2.4m x3.75m. Spacing of the host crops of interest: potato - (Tigoni variety), tomato (Caj variety) and capsicum (California Wonder) was carried out at 75 cm between the rows and 30 cm within the rows. The treatments were Chalim™, Super-hydro-grow polymer and Metham sodium, Metham sodium + Orange peel, Super-hydro-grow polymer, Control, Brassica tissue, Chalim™ + Super-hydro-grow polymer, Brassica tissue + Orange peel and Metham sodium + Super-hydro-grow polymer. All agronomic practices including, watering, fertilization, weeds, pests and disease control were well managed.

2.3 Preparation of Soil Amendments

Fresh leaves of cabbage (which treatment is this) plant residues were finely chopped and incorporated into the soil at a depth of 20 cm, at the rate of 3969 g per 2.4 m x3.75 m plot (4355.56 kg/ha). The inoculated soil was thoroughly mixed with the finely chopped cabbage plant residue, ensuring that all the residues were well incorporated in the soil. Freshly dried finely chopped peels of orange plant residues were incorporated into the soil at a depth of 20 cm, at the rate of 3969 g per 2.4 m x3.75 m plot (4355.56 kg/ha). The inoculated soil was thoroughly mixed with the finely chopped orange peels residues; ensuring that all the residues were well incorporated in the soil. Metham sodium, a chemical fumigant was applied in 12 plots of 2.4 m x 3.75 m at the rate of 200 ml/m² i.e. (1800 ml in 9 L of water). This was the positive control. This was done in each of the 6

Formatted: Font color: Red
Formatted: Font color: Auto

154 furrows where each furrow received 1800 ml of the mixture (10.800 L), approximately 2000 L/ha. The sprayed
155 furrows were thereafter covered with soil awaiting three weeks to the planting of the test crops. Chalim™ effect
156 was assessed in the inoculated field after application at the rate of 227.81 g per 2.4 m x3.75 m plot (250 kg/ha).
157 Super-hydro-grow polymer was applied in 12 plots of 2.4 m x 3.75 m at the rate of 200 ml/m² using knap-sack
158 sprayer. Combination of Chalim™ + Super-hydro-grow polymer was applied at the rate of 227.81 g per 2.4 m
159 x3.75 m plot (250 kg/ha) and 2.4 m x 3.75 m at the rate of 200 ml/m² respectively. Metham sodium + Super-
160 hydro-grow polymer was applied in a 2.4 m x 3.75 m plot at the rate of 200 ml/m² and 3969 g per 2.4 m x3.75 m
161 plot (4355.56 kg/ha). Metham sodium +Orange peel treatment was applied in a 2.4 m x 3.75 m at the rate of 200
162 ml/m² and Orange peel rate of 3969 g per 2.4 m x3.75 m plot (4355.56 kg/ha). Brassica tissue + Orange peel
163 treatment were applied at a rate of 3969 g per 2.4 m x3.75 m plot (4355.56 kg/ha) and Orange peel at a rate of
164 3969 g per 2.4 m x3.75 m plot (4355.56 kg/ha) respectively. Pre-determined concentrations of all the
165 amendments were applied per furrow and the crop of interest planted.
166

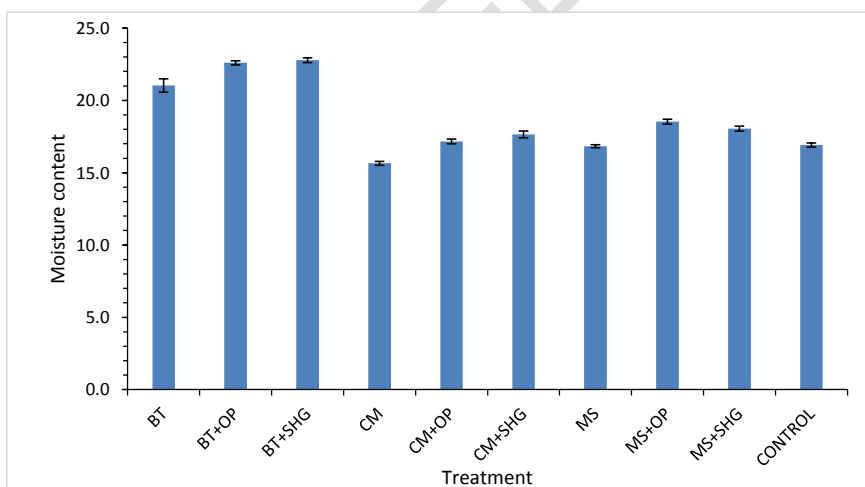
167 2.4 Data collection and analysis

168 Soil samples were collected using zig zag method, where a sterile dry glass Petri dish was used per sample. 50
169 g of wet soil was added from respective plots to an already labelled dry glass Petri dish and total weight taken.
170 The sample was oven dried at 122 °C for 24 hours. Moisture content was calculated by subtracting total dry soil
171 plus Petri dish weight from total wet soil plus Petri dish weight. Calculated moisture content was recorded in all
172 samples across the two seasons for analysis. The oven-dried soil samples were extracted in a 1:10 ratio (w/v)
173 with 0.1 M HCl. A SpectrAA- 40 atomic absorption spectrometer, PSC-56 programmable sample changer, Epson
174 LX-80printer, and copper, zinc, iron and Manganese hollow cathode lamps from Agilent Technologies, Inc. were
175 used in the procedure. The collected data was subjected to a three-way ANOVA to determine if the main effects
176 and interaction effect between three independent variables (i.e. Season, time and treatment) on a continuous
177 dependent variables (i.e. moisture content, Micronutrients) were significant using Genstat Edition 15. Whenever
178 F tests were significant, means were separated using Fisher's protected least significant difference test at 5 %
179 level.

180 [What happen to the crops, no information on how they were measured](#)

181 3. RESULTS AND DISCUSSION

182 3.1 Influence of organic and inorganic amendments on soil moisture content



185
186 **Figure 2.** Effect of organic and inorganic amendments on moisture content (Season 1)

187
188 [BT or BT + OP should be define](#)

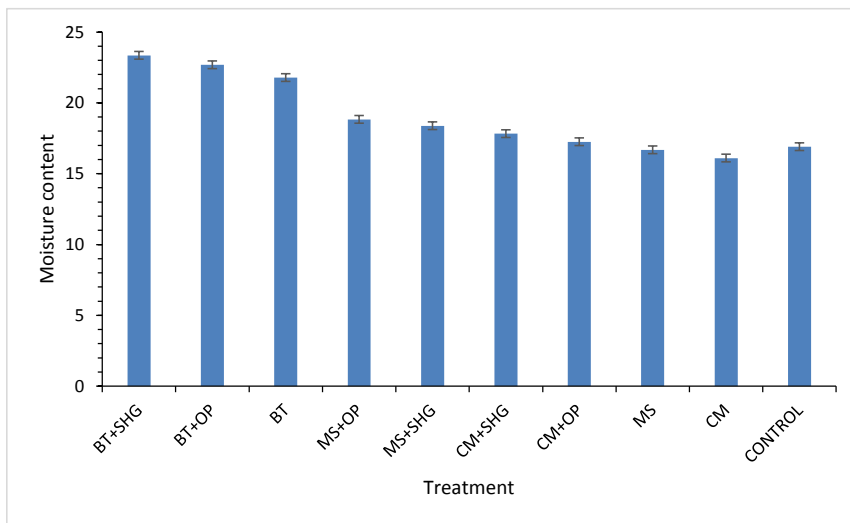


Figure 3. Effect of organic and inorganic amendments on moisture content (Season 2)

There was significant difference ($p \leq 0.05$) in the soil amendments effect on soil moisture content in all the treatment except for MS and CM in both season 1 and season 2. The two soil amendments that yielded the least amount of soil moisture content were inorganic in nature. The results concurs with findings of Kago *et al.* [23] that revealed that Metham sodium reduces moisture content in the soils amended with the treatment. It is therefore recommended that Metham sodium should not be applied in very dry soil to avoid reduction of the moisture content.

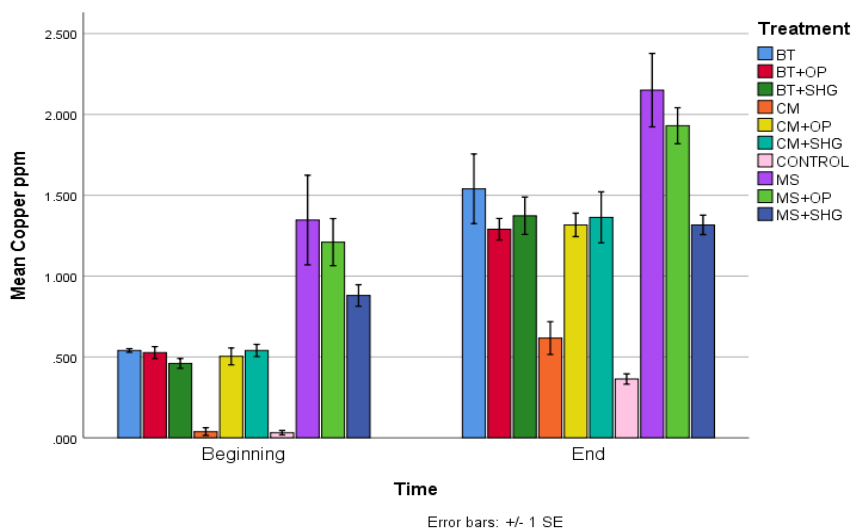
A combination of both organic and inorganic soil amendments like BT+OP, BT+SHG had the highest moisture content. In order to maintain water in the soil for longer period after an irrigation event, some additional materials such as organic matter, soil conditioners are added into the soil. Soil conditioners both natural and synthetic; contribute significantly to provide a reservoir of soil water to plant on demand in the upper layers of the soil where the root systems normally develop. Their use has been tested to increase the water holding capacity of sandy soils [24] and Nazarli *et al.* [25] and Dutra *et al.* [26] demonstrated the close relation between soil moisture and crop yield. BT +SHG soil amendments was superior in maintaining soil moisture content in both season 1 and 2. BT treatment is organic manures that not only improve the soil physical, chemical and biological properties [27] but also improves the moisture holding capacity of soil, thus resulting in enhanced crop productivity along with better quality of crop produce [28]. In order to increase crop water use efficiency (WUE) in arid and semi arid areas, new innovations for saving irrigation water need to be established. In connection with this, the rise of scientific management revolution of irrigation has been suggested as an option for reducing water use and at the same time increase the water use efficiency of crop production in arid and semi-arid regions [29]. Availability of water is the most important factor limiting development of agriculture in arid and semi-arid regions [15]. Simba [30] argues that water is the main input in horticulture which affects both quality and quantity of yield directly. In the control experiment the soil moisture content increased in season two due to the presence of agrosobor gel even without any amendment. This is in agreement with a study done by Silberbush [24] that found a gel-forming hydrophilic polymer increases the water holding capacity of sandy soils. Gehring and Lewis [31] reported moisture stress of plants decreased by incorporation of a hydrogel into the medium. Wallace and Wallace [32] reported increased tomato, cotton, and lettuce emergence rates in various soils with different combinations of polyacrylamide (PAM). Water held in the expanded hydrogel is intended as a soil reservoir for maximizing the efficiency of plant water uptake [33].

Formatted: Font color: Auto

¹ BT-Brassicae Tissue, BT+OP -Brassica tissue+Orange peel, BT+SHG- Brassicae Tissue+ Super-hydro-grow polymer, CM-Chalim™, CM+OP- Chalim™+ Orange peel, CM+SHG- Chalim™+ Super-hydro-grow polymer,MS- Metham sodium, Ms+OP- Metham sodium+ Orange peel, MS+SHG- Metham sodium+ Super-hydro-grow polymer

222
223
224
225
226

3.2 Influence of organic and inorganic amendments on micronutrients



227

228 Figure 4. Effect of organic and inorganic amendments on amount of copper in the soil

229

230 There was significant difference ($p \leq 0.05$) in the soil amendments effect on the amount of copper in all the
 231 treatments in the beginning and end of the experient. In our current study, MS and BT+OP soil amendments
 232 revealed to be superior in increment of copper. The least increment of copper was recorded in the control
 233 experiment followed by CM and MS+SHG. In general, the amount of Cu in the plots fertilized organically was
 234 higher than for soils fertilized with inorganic products. Katyal and Sharma [34] found that, DTPA-extractable Cu
 235 was significantly correlated with soil organic matter content, as it was in the present study. The higher levels of
 236 Cu in the plots fertilized organically may be due to the formation of organo-Cu complexes [35]. The organic
 237 matter in the amendments has Cu binding properties. As a result, soils amended with organic amendments may
 238 have larger Cu binding capacity than unamended soils [36]. The availability of micronutrients is particularly
 239 sensitive to changes in soil environment. The factors that affect the contents of such micronutrients are organic
 240 matter, soil pH, lime content, sand, silt, and clay contents revealed from different research experiments [37].
 241 Singh *et al.* [38] showed that NPK fertilization significantly influenced the increase, and organic fertilization to
 242 reduce the mobility of Cu and Mn.

243

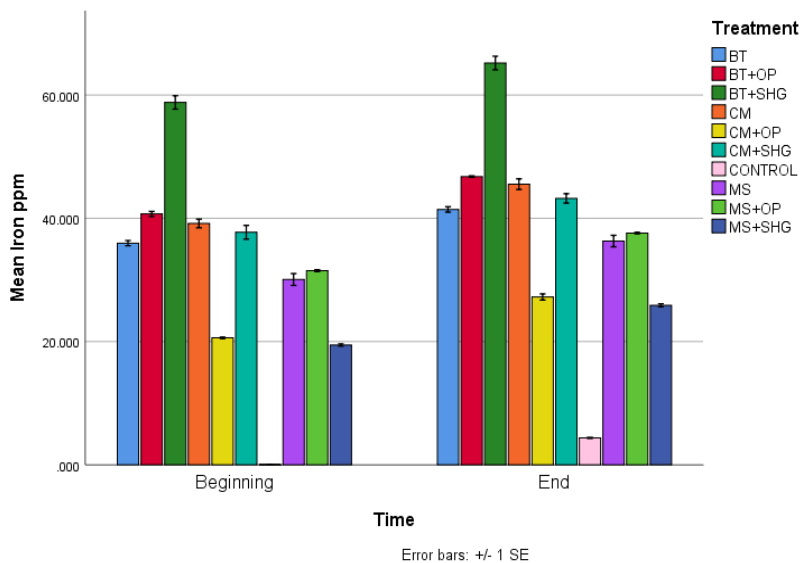
244

245

246

247

2
 BT-Brassicacae Tissue, BT+OP -Brassica tissue+Orange peel, BT+SHG- Brassicae Tissue+ Super-hydro-grow polymer, CM-
 Chalim™, CM+OP- Chalim™+ Orange peel, CM+SHG- Chalim™+ Super-hydro-grow polymer,MS- Metham sodium, Ms+OP-
 Metham sodium+ Orange peel, MS+SHG- Metham sodium+ Super-hydro-grow polymer



248

249 Figure 5. Effect of organic and inorganic amendments on amount of iron in the soil

250

251 There was significant difference ($p \leq 0.05$) in the soil amendments effect on the amount of iron in all the
 252 treatments in the beginning and end of the experiment. The study established a higher iron amount in CM
 253 compared to BT soil amendment. This agrees with a study done by Kago *et al.* [23] that established plots
 254 treated with Chalim™ treatments recorded higher amounts of iron compared to the other treatments with BT1908
 255 that recorded lower values. Iron is an essential plant nutrient that is required in small quantity for growth and
 256 development of plant. It is harmful when present in large quantity in soils. Iron is taken up by plants at a much
 257 higher rate than is the case with other trace elements [39].

258

259 Addition of organic soil amendments in this current study increased the amount of iron in the soil which disagrees
 260 with a study done by Oluwadare *et al.* [40] that found organic fertilizers significantly reduced Fe status below
 261 control but in the second year while increasing application rates of fertiplus and compost plus significantly
 262 reduced Fe status below the control. The decrease in soil Fe status in the second year was due to the increased
 263 soil pH from residual effect of the applied manures. Sahrawat [39], reported that the availability of Fe tend to
 264 decrease as pH increases. The responsible mechanism for this, might be the formation of low solubility
 265 compounds as also reported by Akporhonor and Agbaire [41]. Through both years, the resulting Fe status was
 266 still in the high rating ($Fe > 10$) as reported by Kparmwang *et al.* [42]. Deficiency of microelements in plants
 267 results firstly in decreasing plant resistance to harmful environmental factors, followed by declining yields and
 268 their quality [6].

269 ³

270

271

272

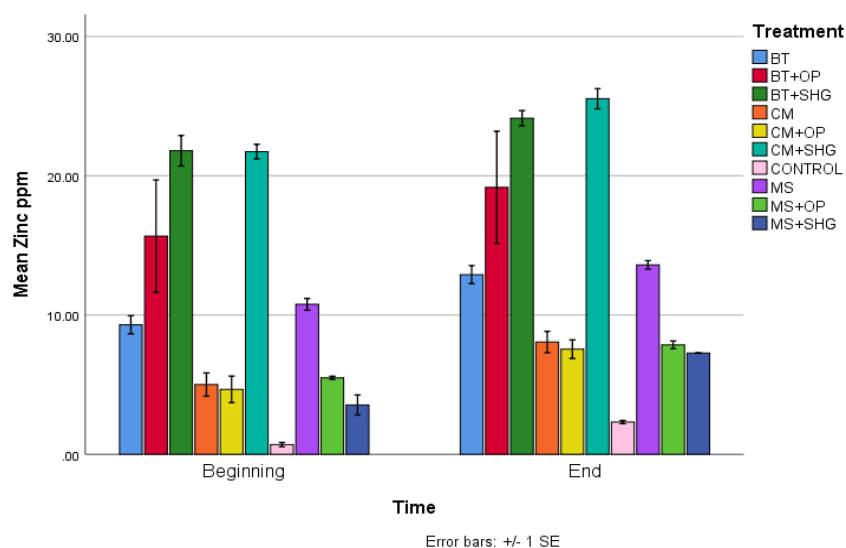
273

274

275

276

³ BT-Brassicae Tissue, BT+OP -Brassica tissue+Orange peel, BT+SHG- Brassicae Tissue+ Super-hydro-grow polymer, CM-Chalim™, CM+OP- Chalim™+ Orange peel, CM+SHG- Chalim™+ Super-hydro-grow polymer, MS- Metham sodium, Ms+OP- Metham sodium+ Orange peel, MS+SHG- Metham sodium+ Super-hydro-grow polymer



278

279 Figure 6. Effect of organic and inorganic amendments on amount of Zinc in the soil

280

281 There was significant difference ($p \leq 0.05$) in the soil amendments effect on the amount of Zinc in all the
 282 treatments in the beginning and end of the experieiment. According to Kago *et al.* [23], the amount of zinc in the
 283 soil on plots treated with the various treatments was higher than the initial values although the treatments did not
 284 differ significantly ($P > 0.05$) from each other.

285 The study established the amount of Zinc in BT+OP was higher than CM alone. This concurs with a study by
 286 Maqueda *et al.* (2011)) that Zn amount in the plots fertilized with organically was higher than in inorganic plots,
 287 and the differences were always significant. A study by Oluwadare *et al.* [40] in the first cropping season, effect
 288 of fertiplus on soil Zn status was not significant, while those of compost plus and NPK brought significant
 289 increase in Zn status. In the second year, application of each treatment increased Zn status significantly, with the
 290 highest increment of 0.75 mg/kg being gotten from 10 t/ha of fertiplus application. This agrees with findings of
 291 Kparmwang *et al.* [43]; Mustapha and Singh [44], who reported that organic matter serves as the main reservoir
 292 of plant available zinc in Nigeria savanna soils in view of the small amount of clay content. The second year
 293 increment in Zn status from the organo-minerals application was due to the residual effect of the organic
 294 fertilizers. Liming significantly decreased the content of available forms of Mn and Zn in soil. Singh *et al.* [38]
 295 showed that NPK fertilization significantly influenced the increase, and organic fertilization to reduce the mobility
 296 of Cu and Mn. In the case of zinc observed in this study, liming resulted in a decrease of its content, while FYM
 297 applications significantly increased the content of this element in soil in relation to the control object. Similar
 298 relationships were observed by Sienkiewicz *et al.* [45].⁴

299

300

301

302

303

304

⁴ BT-Brassicae Tissue, BT+OP -Brassica tissue+Orange peel, BT+SHG- Brassicae Tissue+ Super-hydro-grow polymer, CM-Chalim™, CM+OP- Chalim™+ Orange peel, CM+SHG- Chalim™+ Super-hydro-grow polymer, MS- Metham sodium, Ms+OP- Metham sodium+ Orange peel, MS+SHG- Metham sodium+ Super-hydro-grow polymer

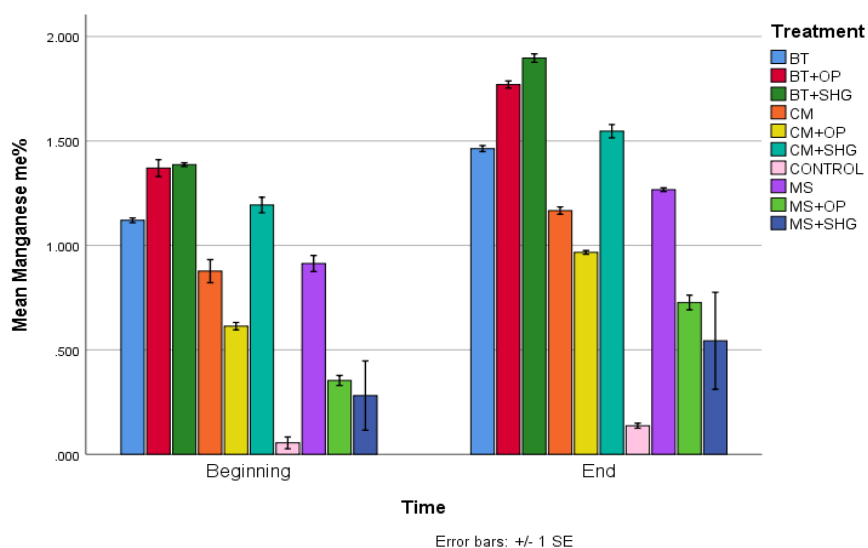


Figure 7. Effect of organic and inorganic amendments on amount of Manganese in the soil

There was significant difference ($p \leq 0.05$) in the soil amendments effect on the amount of Manganese in all the treatments in the beginning and end of the experiment. This disagrees with a study done by Oluwadare *et al.* [40] found that there were no significant differences between the mean total micronutrient contents of the plots before the start of the experiment and after 5 years of organic or inorganic fertilization.

Oluwadare *et al.* [40] revealed that none of the treatments produced significant effect on soil Mn in the first year, except 10 t/ha fertiplus application which significantly reduced Mn status below the control. Just like the observed trend for Fe in the second year, soil Mn was also significantly decreased by the residual effects of both organic fertilizers. The increase in the soil micronutrient status in the second year was as a result of residual effect of fertiplus and compost plus.

COMPETING INTERESTS

The authors have no competing interests to declare

4. CONCLUSION

Through this study, it was realized significant difference ($p \leq 0.05$) in the soil amendments effect on soil moisture content in all the treatment except for MS and CM in both season 1 and season 2 in the field. BT +SHG soil amendment was superior in maintaining soil moisture content in both season 1 and 2 in the field. A combination of both organic and inorganic soil amendments like BT+OP, BT+ SHG had the highest moisture content. Metham sodium reduces moisture content in the soils amended with the treatment. It is therefore recommended that Metham sodium should not be applied in very dry soil to avoid reduction of the moisture content. The study established that polymers have the ability to absorb, hold and release water whenever required by the plants

⁵ BT-Brassicae Tissue, BT+OP -Brassica tissue+Orange peel, BT+SHG- Brassicae Tissue+ Super-hydro-grow polymer, CM-Chalim™, CM+OP- Chalim™+ Orange peel, CM+SHG- Chalim™+ Super-hydro-grow polymer,MS- Metham sodium, Ms+OP- Metham sodium+ Orange peel, MS+SHG- Metham sodium+ Super-hydro-grow polymer

340 thus we recommend farmers to use it in arid and semi arid area to retain water in soils. In our current study, MS
341 and BT+OP soil amendments revealed to be superior in increment of copper. The least increment of copper was
342 recorded in the control experiment followed by CM and MS+SHG. There was significant difference ($p \leq 0.05$) in
343 the soil amendments effect on Micronutrients in all the treatments in the beginning and end of the experiment.

344 [Which of the treatment best increase micronutrient](#)

347 REFERENCES

- 349 1. Beddington J, Asaduzzaman M, Clark M, Fernández A, Guillou M, Jahn M, Erda L, Mamo T, Van Bo N,
350 Nobre CA, Scholes R, Sharma R, Wakhungu J. Achieving food security in the face of climate change: Final
351 report from the Commission on Sustainable Agriculture and Climate Change. CGIAR Research Program on
352 Climate Change, Agriculture and Food Security (CCAFS). Copenhagen, Denmark. Available online at:
353 www.ccafs.cgiar.org/commission; 2012.
- 354 2. Godfray H, Beddington JR, Crute IR, Haddad L, Lawrence M, Pretty J, Robinson S, Thomas S, Toulmin C.
355 Food security: the challenge of feeding 9 billion people. Science Express; 2010.
- 356 3. Khoshgoftarmansh AH, Schulin R, Chaney RL, Daneshbakhsh B, Afyuni M. Micronutrient-efficient
357 genotypes for crop yield and nutritional quality in sustainable agriculture: A review. Agronomy for Sustainable
358 Development. 2010;30:83-107.
- 359 4. Shukla AK, Dwivedi BS, Singh VK, and Gill MS. Macro role of micro nutrients. *Indian J Fert.* 2009; 5(5):11-
360 30.
- 361 5. Patel KP & Singh MV. Scenario of micro - and secondary - nutrients deficiencies and their management in
362 soils and crops of arid and semi - arid regions of Gujarat. The Proceedings of the International Plant Nutrition
363 Colloquium XVI, Department of Plant Sciences, UC Davis, UC Davis; 2009.
- 364 6. Alloway BJ. Zinc in soils and crop nutrition (2nd Edn.), Paris, France. IZA and IFA press; 2008.
- 365 7. Harold CP, Karapanos LC, Bebeli PJ, Savvas D. A review of recent research on tomato nutrition, breeding
366 and post-harvest technology with reference to fruit quality; 2007
- 367 8. Saranraj P, Stella D. Vermicomposting and its importance in improvement of soil nutrients and agricultural
368 crops. *Novus Natural Science Research*, 2012; 1(1): 14-23.
- 369 9. Lazarovits G, Tenuta M, Conn KL. Organic amendments as a disease control strategy for soilborne diseases
370 of high-value agricultural crops. *Australasian Plant Pathology*, 2001; 30(2), 111-117.
- 371 10. Rehman MZU, Rizwan M, Ghafoor A, Naeem A, Ali S, Sabir M, Qayyum MF. Effect of inorganic
372 amendments for in situ stabilization of cadmium in contaminated soils and its phyto-availability to wheat and
373 rice under rotation. *Environmental Science and Pollution Research*, 2015; 22(21), 16897-16906.
- 374 11. Abedi T, Alemzadeh A, Kazemelni SA. Effect of organic and inorganic fertilizers on grain yield and protein
375 banding pattern of wheat. *Aust J Crop Sci* ; 2010; 4: 384-389.
- 376 12. Mugwe J, Mugendi D, Kungu J, Muna MM. Maize yields response to application of organic and inorganic
377 input under on-station and on-farm experiments in central Kenya. *Exp Agric*. 2009; 45: 47-59.
- 378 13. Schoebitz M, Vidal G. Microbial consortium and pig slurry to improve chemical properties of degraded soil
379 and nutrient plant uptake. *J. Soil Sci. Plant Nutr.* 2016; 16 (1): 226-236.
- 380 14. Fageri, NK and Baligar VC. Lowland rice response to nitrogen fertilization. *Communications in Soil Science*
381 *and Plant Analysis*; 2001. 32: 1405–1429.
- 382 15. Bozkurt S and Mansuroglu S.G. "The Effects of Drip Line Depths and Irrigation Levels on Yield, Quality and
383 Water use Characteristics of Lettuce Under Greenhouse Condition", African Journal of Biotechnology Vol. 10
384 Issue 17, Pp 3370-3379, 2011.
- 385 16. Shaaban M, Van Zwieten L, Bashir S, Younas A, Núñez-Delgado A, Chhajro MA, Hu RA. Concise review of
386 biochar application to agricultural soils to improve soil conditions and fight pollution. *Journal of Environmental*
387 *Management*. 2018; 228: 429-440.
- 388 17. Fierro A, Angers DA and Beauchamp CJ. Restoration of ecosystem function in an abandoned sandpit: plant
389 and soil responses to paper de-inking sludge. *J. Appl. Ecol.* 1999; 36: 244_253.
- 390 18. Camberato JJ, Gagnon B, Angers DA, Chantigny MH and Pan WL. Pulp and paper mill by-products as soil
391 amendments and plant nutrient sources. *Can. J. Soil Sci.* 2006; 86:641653.

Formatted: Font color: Red

Formatted: Font color: Red

Formatted: Font color: Red

Formatted: Font color: Red

Formatted: Font color: Red

Formatted: Font color: Red

Formatted: Font color: Red

- 398 19. Zibilske LM, Clapham WM and Rourke RV. Multiple applications of paper mill sludge in an agricultural
399 system: Soil effects. *J. Environ. Qual.* 2000; 29: 1975-1981.
- 400 20. Gupta SC, Dowdy RH and Larson W E. Hydraulic and thermal properties of a sandy soil as influenced by
401 incorporation of sewage sludge. *Soil Sci. Soc. Am. J.* 1977; 41:601-605.
- 402 21. Jaetzold R and Schmidt H. Farm Management Handbook of Kenya. Natural Conditions and Farm
403 Management Information Ministry of Agriculture, Nairobi. 1983.
- 404 22. Food and Agriculture Organization. Soil map of the world, revised Legend. World soil Resource report 60.
405 FAO .Rome. 1990.
- 406 23. Kago EK, Kinyua ZM, Okemo PO and Maingi JM. *Effects of Cabbage Tissue and Calcium Hypochlorite on*
407 *Soil Fertility and Yields of Selected Solanaceous Crops* Published by *Annual Review & Research in Biology*
408 October 2013
- 409 24. Silberbush M, Adar E, De-Malach Y. Use Of An Hydrophilic polymer to Improve Water Storage and
410 Availability to Crops grown in Sand Dunes. I. Corn Irrigated By Trickling. *Agricultural water Management.*
411 1993; 23; 303-313.
- 412 25. Nazarlil, Z, Zardashti MR, Darvishzadeh R, Najafi S. The Effect of Water Stress and Polymer on Water Use
413 Efficiency, Yield and Several Morphological Traits of Sunflower under Greenhouse Condition. *Notulae*
414 *Sci.Biol.* 2010; 2(4):53-58.
- 415
- 416 26. Dutra CC, Praf F, Paim LR, Scalons PQ. Development of Sunflower Plants Different Water Supply
417 Conditions. *Semina: Science.* 2012; 33 (6): 2657-2668.
- 418 27. Heitkamp F, Raupp J, Ludwig B. Soil Organic Matter Pools and Crop Yields as Affected by The Rate of
419 Farmyard Manure and Use of Biodynamic Preparations in A Sandy Soil. *Organic agriculture.* 2011; 1:111-
420 124.23.
- 421 28. Premsekhar M, Rajashreev. Influence Of Organic Manures On Growth, Yield And quality Of Okra.
422 *American-Eurasian Journal of sustainable agriculture;* 2009; 3(1); 6-8.
- 423 29. Dunage VS, Balakrishnan P and Patil MG. Water use efficiency and economics of tomato using drip
424 irrigation under nethouse conditions. *Karnataka J. Agric. Sci.* 2009; 22(1): 133-136.
- 425 30. Simba FM. A Flexible Plant Based Irrigation Control for Greenhouse Crops. M.Sc. Thesis, Physics
426 Department, University Of Zimbabwe. 2010.
- 427 31. Gehring JM and Lewis AJ. Effect of Hydrogel on Wilting And Moisture Stress of Bedding Plants, *Journal of*
428 *American Society of Horticultural Science.* 1980; 105(4): 511–513.
- 429 32. Wallace A and Wallace G. A. Effects of Soil Conditioners On Emergence and Growth of Tomato, Cotton And
430 Lettuce Seedlings. *Soil Science.* 1986a; 141: 313–316.
- 431 33. Mikkelsen RL. Using hydrogels to control nutrient release. *Fertilizer Research.* 1994; 38; 53-59.
- 432
- 433 34. Katyal JC and Sharma BD. DTPA-extractable and total Zn, Cu, Mn and Fe in Indian soils and their
434 association with some soil properties. *Geoderma.* 1991; 49: 165-179.
- 435
- 436 35. Bolan NS and Duraisamy VP. Role of inorganic and organic soil amendments on immobilisation and
437 phytoavailability of heavy metals: a review involving specific case studies. *Australian Journal of Soil*
438 *Research.* 2003; 41, 533–555.
- 439
- 440 36. Heemsbergen DA, McLaughlin MJ, Whatmuff M, Warne MS, Broos K, Bell M, Nash D, Barry G, Pritchard D,
441 and Penney N. Bioavailability of zinc and copper in biosolids compared to their soluble salts. *Environ. Pollut.*
442 2010; 158:1907–1915. doi:10.1016/j.envpol.2009.10.037
- 443 37. Mahler R L. Boron in Idaho. Agricultural Experiment Station. 2010 From <http://www.cals.uidaho.edu/edcomm/pdf/CIS/CIS1085.Pdf>
- 444
- 445
- 446 38. Singh A, Agrawal M, Marshall FM. The role of organic vs. inorganic fertilizers in reducing phytoavailability of
447 heavy metals in a wastewater-irrigated area. *Ecological Engineering.* 2010; 36: 1733–1740
- 448
- 449 39. Sahrawat K L. Iron Toxicity an Wet Land Rice. Occurrence and Management through Integration of Genetic
450 Tolerance with Plant Nutrition. *Journal Of Indian Soc. Soil Sci.* 2003; 51 (40:409-417)
- 451
- 452 40. Oluwadare DA, Voncir N, Mustapha S, Mohammed GU. Evaluation and Enhancement of Available
453 Micronutrients Status of Cultivated Soil of Nigeria Guinea Savanna Using Organic and Inorganic

Formatted: Font color: Red

Formatted: Font color: Red

Formatted: Font color: Red

454 Amendments. OSR Journal of Agriculture and Veterinary Science (IOSR-JAVS) e-ISSN: 2319-2380, p-
 455 ISSN: 2319-2372. Volume 3, Issue 5 (May. - Jun. 2013), PP 62-68 . www.iosrjournals.org.
 456

457 41. Akporhonor EE and Agbaire PO. Physiochemical properties and micronutrients status of farmland soils in
 458 Abraka, Nigeria. African Journal of Pure and Applied Chemistry. 2009; Vol. 3 (7), pp. 131-134.

459 42. Kparmwang T, Chude VO, Raji BA and Odunze AC. Extractable micronutrients in some soils developed on
 460 sandstone and shale in the Benue –Valley, Nigeria. Nigerian Journal Soil Research. 2000; 1: 42-48.

461 43. Kparmwang T, Esu IE and Chude VO. Available and total forms of copper and zinc in basaltic soils
 462 of the Nigerian savanna. Communication in Soil Science and Plant Analysis. 1998; 29 (15/16): 2235-2245.

463 44. Mustapha S and Singh BR. Available zinc, copper, iron and manganese status of the basement complex
 464 rock-derived Ultisols in Bauchi State, Nigeria: A case study. Nigerian Journal of Soil Research. 2003; 4, 35-
 465 40.

466 45. Sienkiewicz S, Wojnowska , Krzebietke S, Wierzbowska J, Żarczyński P. Content of available forms of some
 467 micronutrients in soil after long-term differentiated fertilization. Journal of Elementology, 2009: 14: 787–794.

468 46. Some journals titles were written in full while some were abbreviated, I think there
 469 should be consistency
 470

Formatted: No bullets or numbering

UNDER PEER REVIEW