

Influence of Kraal Manure, Chicken Manure and Inorganic Fertilizer on Growth, Yield and Post-harvest Quality of Pepper (*Capsicum annuum L.*) in a Sub-tropical Environment

Tulani R. Kunene, Michael T. Masarirambi, Paul K. Wahome and Tajudeen O. Oseni

Horticulture Department, Faculty of Agriculture and Consumer Sciences, University of Swaziland, P.O. Lyengo M205, Luyengo, Swaziland

ABSTRACT

The excessive unjustified use of some kinds of fertilizers has seen some farmers realizing poor quality fruit that does not appeal to the final consumer, thus negatively affecting the effort of alleviating poverty in the Kingdom of Eswatini. This experiment was carried out at the Horticulture Department Lath House, Faculty of Agriculture, Luyengo campus of the University of Swaziland to determine the growth, yield and shelf life of green pepper when fertilized with kraal manure, poultry manure and inorganic fertilizer. The experiment was conducted to find the optimum levels of fertilizers that promotes the growth of pepper and to find the effects of different fertilizers on yield and quality of pepper. The treatments were of kraal manure applied at 60tonnes/hectare, 2:3:2 (37) at 370 kg/ha, chicken manure at 40 tonnes per hectare and the control with no amendment. The results showed that growing pepper using the four treatments significantly affected its growth rate, leaf number, fruit number and its (fruit) shelf life. Pepper grown using inorganic fertilizer had the highest leaf number followed in decreasing order by chicken manure, kraal manure and lastly peppers which did

not receive any amendment. There were no significant ($P>0.05$) difference in the growth rate of pepper in the inorganic fertilizer and chicken manure treatments. There was also no significant ($P>0.05$) difference of pepper grown with chicken manure and chemical fertilizer in the number of days it took the harvested pepper to 100% decay stored at room temperature at 21 days. Yet pepper grown with kraal manure was significantly different from the two as it showed 20% decay rate in the same number of days. Although the control had the least decay the yield was the lowest thus it is not recommended. Kraal manure at 60 t/ha is recommended in the production of pepper with a longer shelf life.

1. INTRODUCTION

Green pepper (*Capsicum annuum L.*) is amongst the most important vegetables grown in most countries with warm climate. Green pepper originated from Central and Tropical America. The fruit is berry like tomato but with large locules without the gel with its seeds tightly compressed to the central stalk [1, 2].

Green pepper is a warm season crop and its growth and development is similar to that of tomato but requires relatively higher temperatures. Soils preferred are sandy soils or loamy soils with a lot of organic matter well drained soils and pH ranging from 5.5 - 6.8 is best for its successful production. The crop may be directly seeded or transplanted to the field. Soil moisture must be relatively uniform throughout the growing season for optimal production. The number and frequency of irrigation will depend on the type of soil, developmental stage of the plant, atmospheric temperature and humidity [1].

Vegetables such as green pepper are very important nutritionally and economically in Swaziland. Pepper is used as a vegetable, salad or to add flavour in stews. It is also used for medicinal purposes to cure fever and colds [1]. The challenges observed though are those of proper nutrition for specific vegetables. It is important to ensure that there is enough nutrients

to hasten the plant growth so that flowering fruit setting does not occur whilst the plant structure is still small to carry the load of fruits.

Farmers in Swaziland normally use both inorganic and organic fertilizers in vegetable production. The question is the amount and effects of the fertilizer of choice on yield and product quality.

Most local farmers apply kraal manure (Boma) on their plots, some use chicken manure and most use commercial (inorganic) fertilizers. Inorganic fertilizers commonly used by farmers in Swaziland include 2:3:2 (22), 2:3:2 (38) and straight fertilizers such as Lime Ammonium Nitrate (LAN) or Urea but the latter is rarely used. A general recommendation is to apply 250 kg 15-15-15 NPK prior to planting [1], but it is wise to test the soil for nutrient status and apply fertilizers/soil amendments as recommended. Previously the use of animal manure in the production of vegetables has been investigated [3,4].

Swazis enjoy their meals with vegetables. The challenges observed are that farmers that produce the vegetables use all types of fertilizers without exactly knowing the benefits and demerits of the various fertilizers. The amount applied is also another challenge that needs to be addressed. Product quality is also a point of concern, including nutritional status and shelf life of the final product. However, growth response of plants differs with different fertilizers due to their differences in nutrient and other element composition. Therefore, the determination of the best source of nutrition is one of the fundamentals for effective plant production to meet consumer satisfaction. Cost effective means of production are a necessity

to effectively produce safe, healthy and adequate food thereby alleviating poverty and building a healthy nation.

Since the use of fertilizers has been introduced in horticulture, different fertilizer sources have been used which have different compositional properties that causes differences in growth rate and yield of plants and quality of the final product [2]. The excessive unjustified use of some kinds of fertilizers has seen farmers realizing poor yields of poor quality fruit that does not appeal to the final consumer, thus negatively affecting the effort of alleviating poverty in the Kingdom of Eswatini. The objective of the study was to find out the effects of different fertilizers on yield and quality of pepper.

2. MATERIALS AND METHODS

Experimental site: This experiment was conducted in the lath house of the Horticulture Department, University of Swaziland, Luyengo Campus during the summer from November 2012 to February 2013. It is located at Luyengo between latitude 26°34 'S and 31°12' E at 750m above sea level with an average of temperature 21°C and receives about 800mm of rainfall per annum. The soil at the experimental site is classified under Malkerns series, deep red loam. Ferrasolic or merely a ferralitic soil intergrades to fersialitic soils or typical utisols [5]. The soil was mixed with sand to create a sandy loam [6].

Plant Material: Six week old green pepper seedlings of the cultivar 'Mayo' were obtained from Vickery Seedlings, Malkerns. 'Mayo' was chosen because it is a popular green bell pepper cultivar. The seedlings were transplanted on the 2nd November 2012 transplanted in pots (one seedling per pot) in medium that was prepared in advance. The medium comprised of top-soil obtained from the campus farm, river sand and sawdust at the ratio 1:1:1. The medium was steam sterilized to kill unwanted microorganism and soil borne diseases like bacterial wilt. The pots were arranged into four blocks with 4 treatments, 4 pots per row and replicated 4 times. The treatments were of kraal manure applied at 60tonnes/hectare, 2:3:2 (37) at 370 kg/ha and chicken manure at 40 tonnes per hectare. The plants were provided with optimal growing conditions, and all cultural practices according to need, for example irrigation, weeding, and pest and disease control.

Nutrient Sources: Three types of nutrition sources were used as treatments. 2:3:2 (37) was used as a source of inorganic fertilizer. Two types of organic fertilizers were used, kraal manure was sourced from the Luyengo animal dairy section while chicken manure was sourced from the poultry section of the Luyengo campus.

The organic and inorganic soil amendments were applied 2 weeks after transplanting (WAT).

Chicken and cattle (kraal) manure samples were analysed for pH status at the Malkerns Research Station Soil Testing Unit. The results are shown in Table 1 and 2.

Table 1: Nutrient composition per 1kg of chicken manure

Nutrient	Concentration per kg of manure
Iron	256mg
Cadmium	20mg
Zinc	72mg
Copper	96mg
Manganese	20mg
Phosphorus	180mg
Potassium	84mg
Magnesium	240mg
Calcium	1372mg
pH	6.92

Table 2: Nutrient composition per 1kg of cattle manure

Nutrient	Concentration per kg of manure
Iron	0.19mg
Cadmium	0.02mg
Zinc	0.11mg
Copper	0.12mg
Manganese	0.02mg
Phosphorus	0.18mg
Potassium	0.14mg
Magnesium	0.38mg
Calcium	2.04mg
pH	6.97

Experimental Design: The experiment was laid in a randomized complete block design (RCBD) with three types of fertilizers for nutrition, the control had no fertilizer applied as what is sometimes practiced by the resource poor farmers. Plant pots were arranged in blocks and were laid down on the ground in the lath house with 80% light transmission.

Data Collection and Analysis: Data were taken on a fortnightly basis and recorded until harvest and through postharvest. Three plants were randomly selected at the beginning of the experiment in each of the replications and the following parameters were measured: plant height, number of leaves, leaf area index, time to flowering, number of flowers, number of fruits harvested per plant, fruit weight(g), percentage of nonmarketable fruits, shoot and root dry mass determined. Leaf area index (LAI) was calculated. $LAI = \text{leaf area (cm}^2\text{)}/\text{land area (cm}^2\text{)}$.

Data collected were analysed using MSTAT-C [7]. Analysis of variance (ANOVA) was done on plant height, number of leaves, leaf area, leaf area index, number of flowers, number of fruits produced, number of harvested fruits, fruit weight, percentage of non-marketable fruits, and shoot to root ratio. Mean separation was done using Duncan's New Multiple Range Test (DNMRT) where the F test showed significant differences [8].

3. RESULTS

Plant height: Plant height increased steadily in the different fertilizer treatments with plant growth up to 9 WAT. Plant height was significantly ($P < 0.05$) affected by the different fertilizers. The highest plant height of 46 cm was obtained in chicken manure treatment whilst the lowest (8cm) was obtained in control 9 (WAT) (Figure 1). There was no significant differences ($P > 0.05$) in plant height of pepper treated with 2:3:2(37) and chicken manure in after 9 WAT, but both were significantly higher than plants treated with kraal manure or

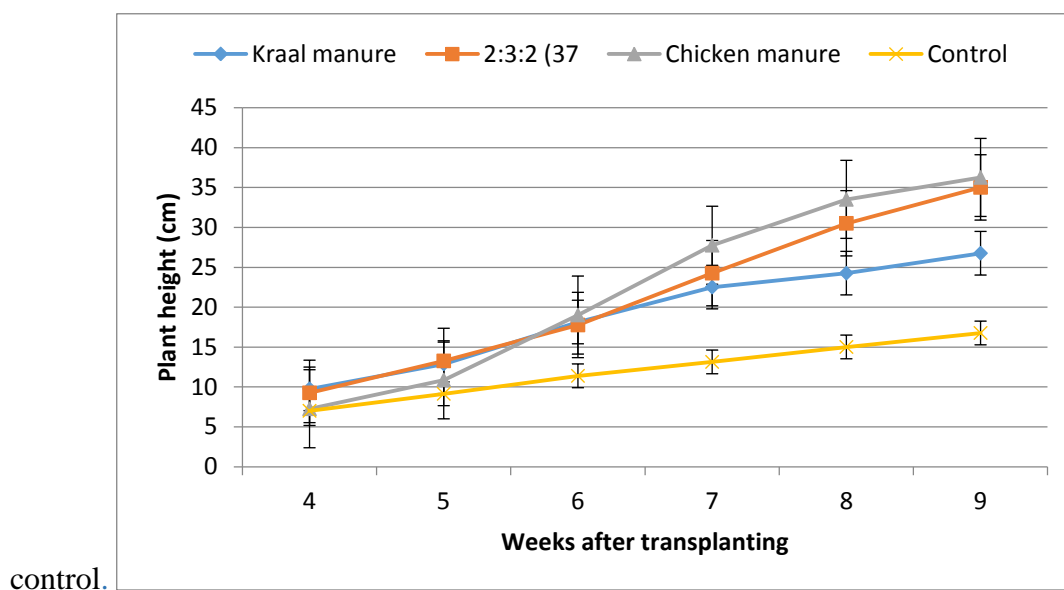


Figure 1: Effects of different fertilizers on plant height of green pepper. Bars are standard error below and above the mean.

Number of leaves: The number of leaves per plant was significantly ($P < 0.05$) affected by the different fertilizers. Plants treated with inorganic fertilizer (2:3:2 (37) had the highest number of leaves while those treated with kraal manure had the lowest number of leaves (22) (Figure 2). However there was no significant ($P > 0.05$) difference in the number of leaves produced by green pepper treated with kraal manure or chicken manure (15 and 17 respectively) at 6 WAT.

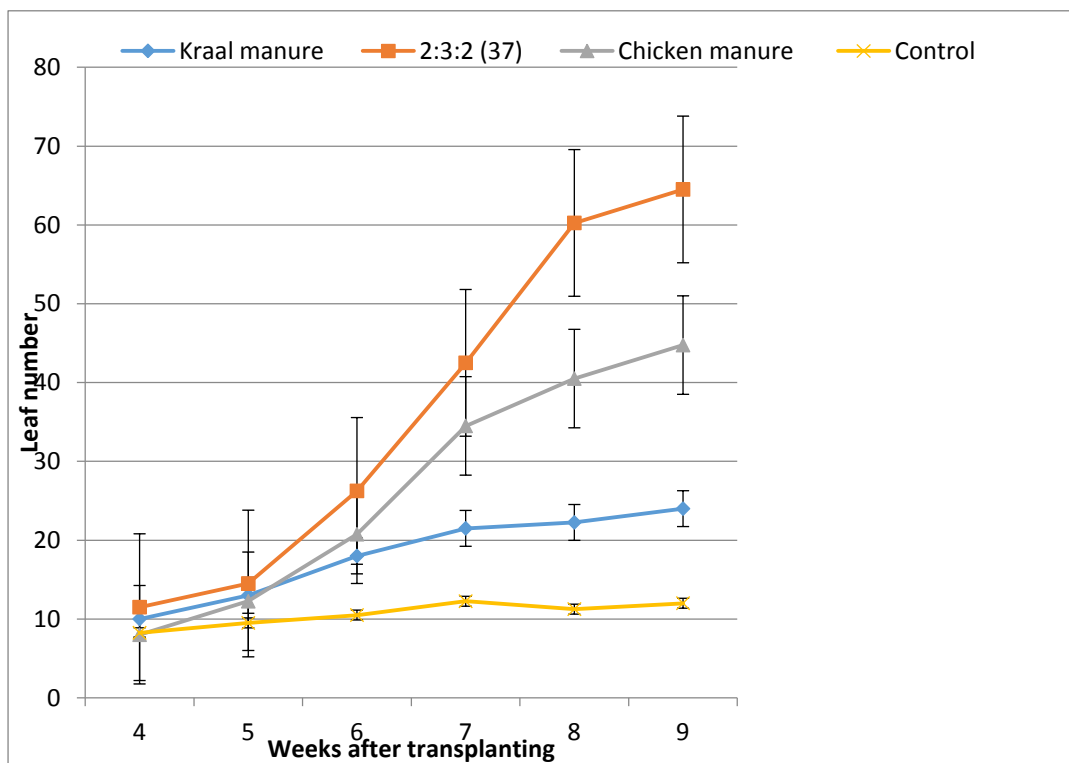


Figure 2: Effects of different fertilizers on number of leaves of green pepper. Bars are standard error below and above the mean.

Leaf area: There were significant ($P < 0.05$) differences in leaf area of green pepper plants for the various fertilizer treatments. Plants treated with inorganic fertilizer (2:3:2 (37)) had the highest leaf area than in kraal manure but not significantly ($P > 0.05$) higher from pepper treated with chicken manure at 9 WAT (Figure 3).

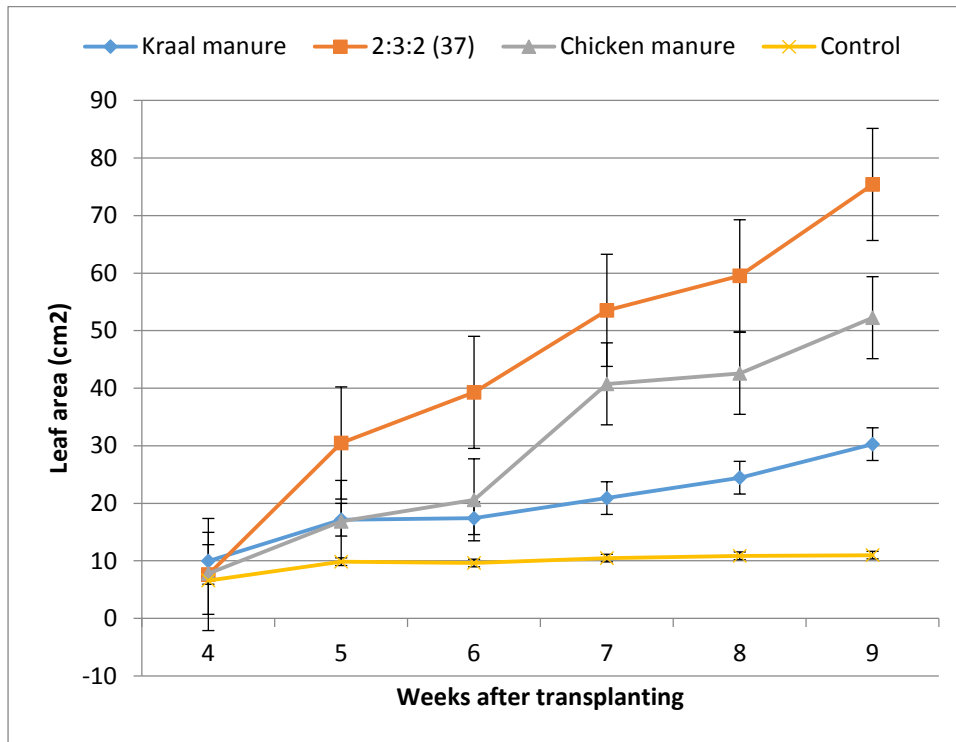


Figure 3: Effects of different fertilizers on leaf area of green pepper. Bars are standard error below and above the mean.

Leaf area index: The leaf area index (LAI) was significantly ($P < 0.05$) affected by the different fertilizers. Plants treated with ionorganic fertilizer (2:3:2 (37) had the highest LAI (13.6 cm) than those treated with kraal manure and chicken manure. Plants treated with kraal manure had the lowest LAI (6.7cm) (Figure 4).

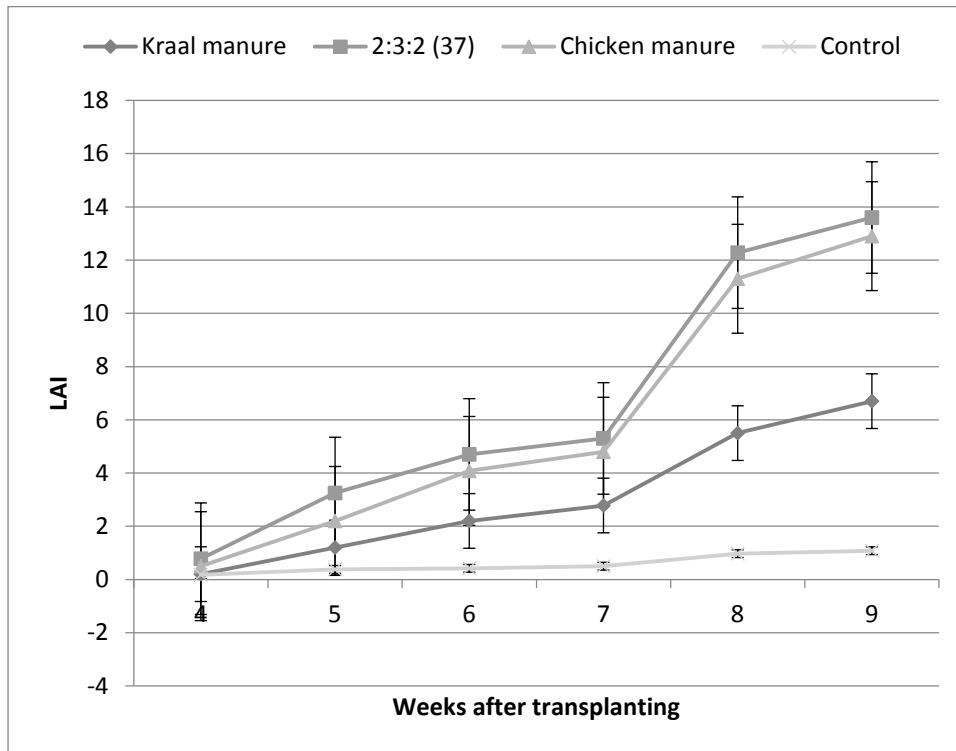


Figure 4: Effects of different fertilizers on LAI of green pepper plants. Bars are standard error below and above the mean.

Number of flowers: There were significant ($P < 0.05$) differences in number of flowers produced per plant treated with different fertilizers. Plants treated with inorganic fertilizers (2:3:2 (37) and chicken manure produced significantly ($P < 0.05$) higher number of flowers (26) than plants treated with kraal manure (17) (Figure 5). A variation in the flowering dates among the treatments was observed. Plants treated with 2:3:2(37) flowered first at 35 days after transplanting (DAT), followed by plants treated with chicken manure (39 DAT) and green pepper treated with kraal manure flowered last at (42 DAT).

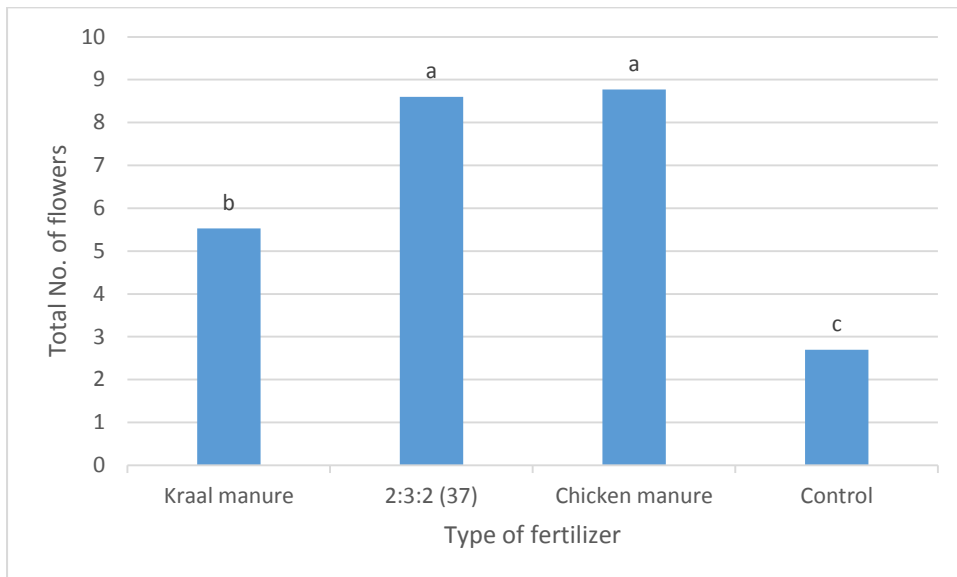


Figure 5: Total number of flowers on plants from different fertilizer treatments

Bars with the same letters are not significantly different ($P > 0.05$) from one another. Mean separation by Duncan's New Multiple Range (DNMRT).

Fruit number: There were significant ($P < 0.05$) differences in the number of fruits produced by green pepper plants treated with the different fertilizers. Plants treated with chicken manure produced the highest number of fruits (28) followed by pepper treated with 2:3:2 (37) at (25) while lowest number of fruits were obtained from fruits treated with kraal manure (16) (Figure 6). However the number of harvested fruits was significantly ($P < 0.05$) affected by the different fertilizer treatments (Figure 7). Highest number of harvested fruits (9.8) per sample of three plants was obtained in pepper treated with 2:3:2(37) and chicken manure and the lowest were obtained in pepper treated with kraal manure (3.5).

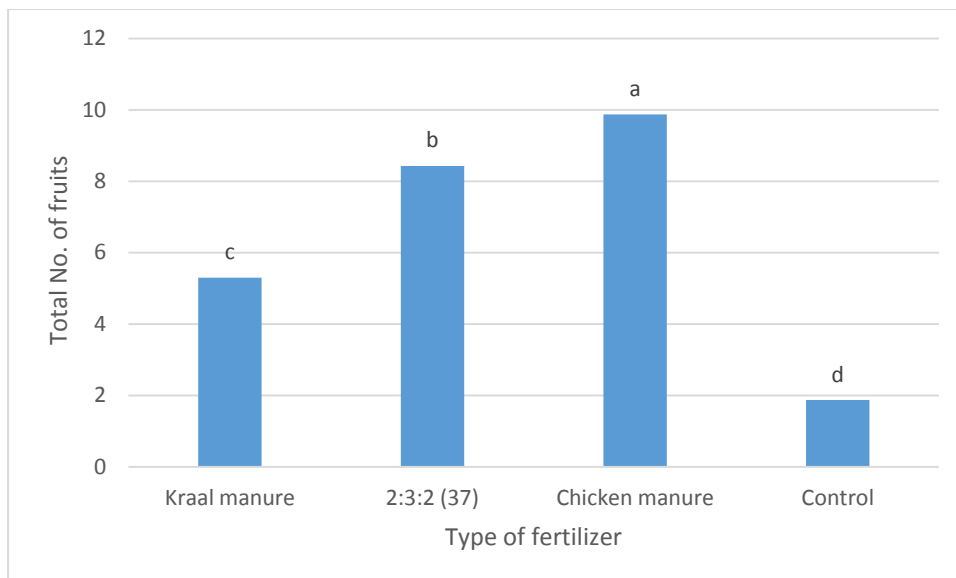


Figure 6: Total number of fruits produced by plants from different fertilizer treatments

Bars with the same letter are not significantly different ($P > 0.05$) from one another. Mean separation by Duncan's New Multiple Range Test (DMRT).

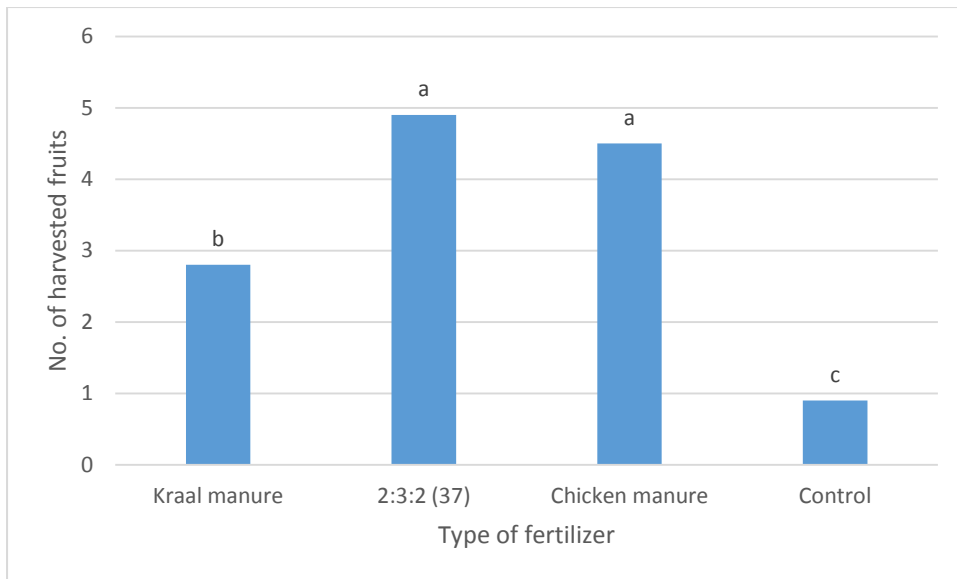


Figure 7: Effects of different fertilizers on total number of harvested fruits

Bars with the same letter are not significantly different ($P > 0.05$) from one another. Mean separation by Duncan's New Multiple Range Test (DNMRT).

Change of colour: The change of colour of fruits stored at room temperature was significantly ($P < 0.05$) affected by the different fertilizer treatments (Figure 8). The highest change of fruit colour was observed on fruits from plants previously treated with chicken manure (3) and the lowest was obtained on fruits from plants previously treated kraal manure (2)

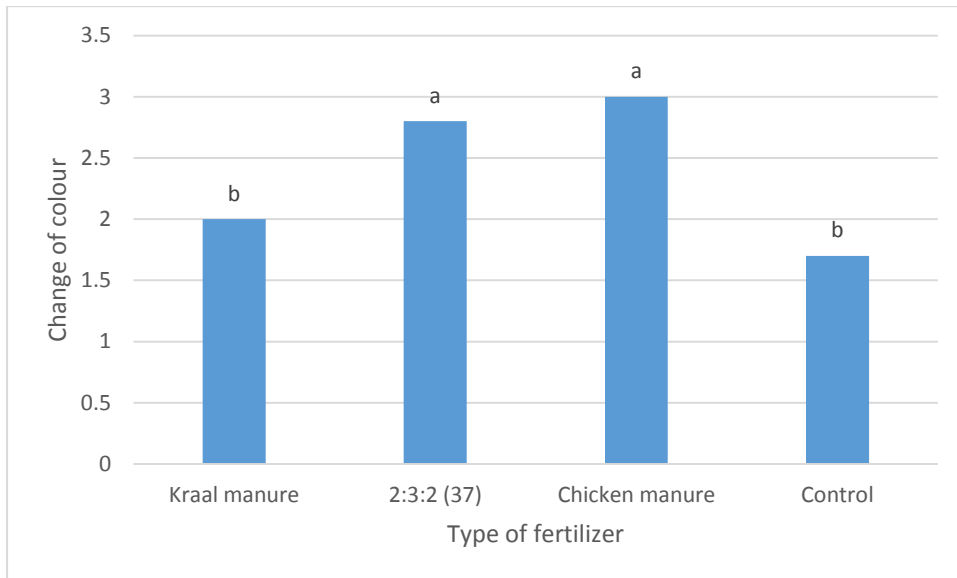


Figure 8: Effects of fertilizer treatments on colour change of fruits from green to red stored at room temperature. Bars with the same letters are not significantly different ($P > 0.05$) from one another. Mean separation by Duncan's New Multiple Range Test (DN MRT).

Fruit Shrinking: The different fertilizer treatments significantly ($P < 0.05$) affected the shrinkage of fruits during storage. Fruits harvested from chicken manure and synthetic fertilizer (2:3:2 (37) showed a significant difference in the number of fruit shrinking. Fruits treated with 2:3:2(37) started to shrink 3 days after harvest (DAH) while those treated with chicken manure started to shrink at 6 DAH (Figure 9).

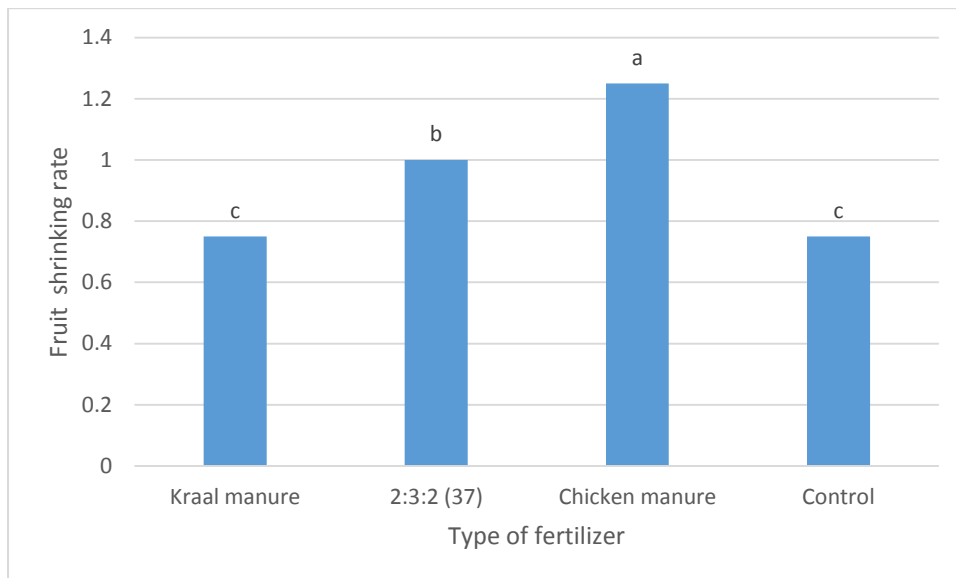


Figure 9: Effects of the different fertilizers on the rate of shrinking of pepper harvested and stored at room temperature. Bars with the same letter are not significantly different ($P > 0.05$) from one another. Mean separation by Duncan's New Multiple Range Test (DNMRT).

Fruit Decay: The different fertilizer treatments significantly ($P < 0.05$) affected the rate of fruit deterioration when stored at room temperature. Fruits fertilized with 2:3:2 (37) and chicken manure had a 100% fruit decay/ rot at 14 days after harvest (DAH), while fruits from plants fertilized with kraal manure started to rot 21 DAH (Figure 10).

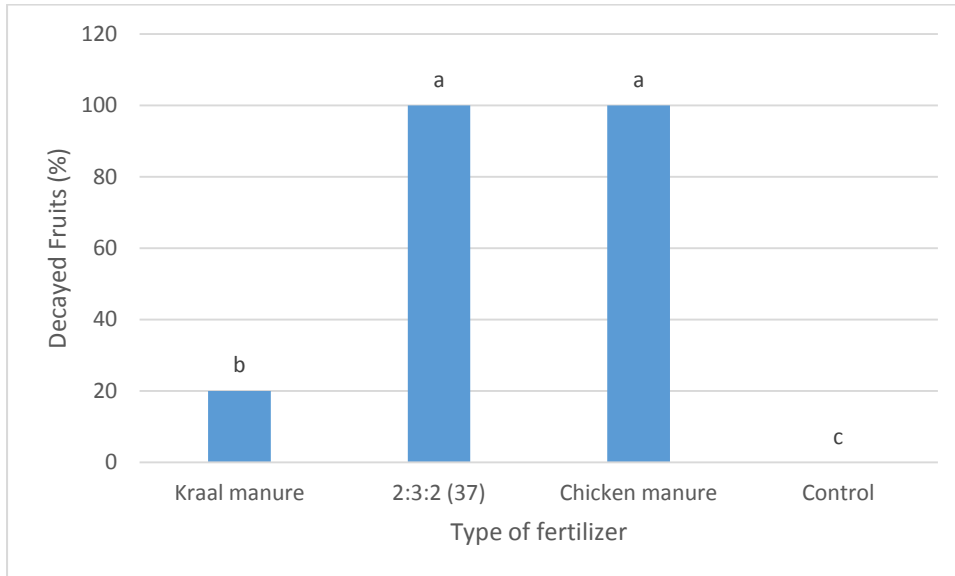


Figure 10: Percentage of decayed fruits at 21 days after harvest (DAH). Bars with the same letters are not significantly different ($P > 0.05$) from one another.

4. DISCUSSION

Different types of organic and inorganic fertilizers had varying effects on the growth and yield of green pepper. The highest leaf number was recorded in plants grown from inorganic fertilizer applied at recommended rates of 370kg which was followed in decreasing order by chicken manure applied at 40 t/ha, the kraal manure at 60t/ha the lowest in plants where was no amendment.

These differences may be due to the fact that the growth medium of all the treatments were added with the same amounts of sawdust that ensured the same water holding capacity in all blocks and that the treatments of inorganic fertilizers had nutrients readily available for

uptake by plants. The other two treatments had to undergo organic matter breakdown by micro-organisms before nutrients were released for plant uptake thus delaying the availability of nutrients [9]. As the number of weeks increased a steady increase was obtained from the organic fertilizer treatments. Most probably as the manure decomposed the nutrient availability was increased and that the water holding capacity increased in the manure treatments. Replacement of inorganic fertilizer by organic manures has been reported to enhance soil biological activity, efficiency and the rate of microbial substrate use [10]. Increased vegetable yield with the use of manure have been previously reported for okra [3].

The mean leaf area and yield between the three treatments showed some variations. Overall inorganic fertilizer applied at 370kg/ha had the highest leaf area and yield. However yield of pepper fertilized with inorganic fertilizer was not significantly different from that of chicken manure fertilizer plants. Kraal manure fertilized plants had the lowest mean leaf area and yield compared to the other treatments. These results showed that the release of nutrients for plant utilization was delayed. If the organic fertilizers were given enough time to decompose before planting the results would possibly have been different as reported by [11,12].

The extent of shrinking of harvested fruits fertilized with inorganic fertilizer was significantly different from those grown with chicken manure and the least affected was kraal manure fertilized plants. This trend was also evident in the total number of days it took the fruits to start rotting when stored at room temperature. After 21 days after harvesting a 100% rotting of stored fruits was recorded for fruits previously fertilized with chicken manure and inorganic fertilizers. This may be due to the increased content of elements than in kraal manure which recorded 20% at the same number of days [13]. (Ferguson and Ziegler, 2004)

5. CONCLUSION AND RECOMMENDATION

The results of this study showed that the highest growth rate and yield of green pepper was obtained in plants treated with chicken manure (60 t/ha) or in the inorganic fertilizer treatment followed by kraal/cattle manure and lastly the control. Chicken manure or inorganic fertilizer treatment resulted in a 100% rot rate at 21 days of storage compared to the 20% of kraal manure in the same number of storage days. It is recommended that more research be conducted to establish the optimum period of applying organic fertilizer before planting and to validate the recommendation.

COMPETING INTERESTS

Authors have declared that no competing interests exist.

REFERENCES

1. Norman, J.C. (1992) Tropical Vegetable Production, Auther H. Stockwell L.T.D, Elms Court Ifracombe, Devon, U.K.
2. Edje, O.T. and Ossom, E.M. (2009). Crop Science Handbook. Blue Moon Publishers, Manzini, Swaziland
3. Ogunlela, V.B., Masarirambi, M.T. and Makuza, S.M. (2005). Effects of cattle manure application on pod yield and yield indices of okra (*Abelmoschus esculentus* L. Moench) in semi-arid and subtropical environment. *Journal of Food, Agriculture and Environment* 3:5-15.
4. Masarirambi, M.T., Dlamini, P., Wahome, P.K. and Oseni, T.O. (2012). Effects of chicken manure on growth, yield and quality of lettuce (*Lactuca sativa* L.) 'Tiana' under a lath house in a semi-arid sub-tropical environment. *American-Euasian Journal*

Agriculture and Environment 12 (3): 399-406.

5. Murdoch, G. (1970). *Soils and Land Capability in Swaziland*. Ministry of Agriculture, Mbabane, Swaziland.
6. Brady, N and Weil.R. (2007). *Nature and properties of soils*, 13th edition, Prentice Hall, New York. USA.
7. Nissen, O. (1989). *MSTAT-Ca micro computer programme design, management and analysis of agronomic research projects*. Michigan State University, East Lansing, Michigan, USA.
8. Gomez, A.A., and Gomez, K.A. (1994). *Statistical procedures for agricultural research*. John Wiley and Sons, New York, New York, USA.
9. Jacobs, R.D., Sloan, D. and Jacob J.(2003). *Cage layer manure: An important resource for land use* <http://edis.ifas.ufl.edu/ps005>.
10. Van Averbeke, A. and Yoganathan, S. (2003). *Using kraal manure as a fertilizer*. Department of Agriculture. Pretoria. South Africa
11. Grandy, A.S., Porter.and Enrich, N.S. (2002) Organic management and crop rotation effects on the recovery of organic matter and aggregation in potato cropping systems. *Soil Science Society Journal* 66: 1311-1319.
12. Kahu JC, Umeh CC, Achadu, AE. Effets of different types of organic fertilizers on growth performance of *Amaranthus caudatus* (Samaru Local Variety) and *Amaranthus cruentus* (NH84/452). *Asian Journal Advances in Agricultural Research*. 2019; 9(2):1-12.

13. Ferguson, J. and Ziegler, M. (2004). Guidelines for purchase and application of poultry manure for organic crop production.<http://edis.ifas.ufl.edu/HS217>