

4 **Spruce Wood Flour for Paper Applications – A**  
5 **Handsheet Study**  
6  
7

8  
9  
10 **ABSTRACT**  
11

This study shows that spruce wood flour can be an alternative cellulosic-based wood additive for papermaking. This study used unbleached wood flour with a particle distribution between 200  $\mu\text{m}$  to 500  $\mu\text{m}$  and bleached and unbleached wood flour with particle size distribution between 70  $\mu\text{m}$  to 150  $\mu\text{m}$ .

Wood flour was added at levels of 2%, 4%, 6%, 8% and 15% based on oven dry fiber content for the first part of the study. For the second part of the study, starch at a level of 0.25%, 0.50%, 0.75%, 1.00%, 1.25%, and 1.50% based on OD fiber content is added to the suspension. The basis weight of the handsheet manufactured was 75 g/m<sup>2</sup>.

Bulk increased from 2.20 cm<sup>3</sup>/g to a maximum of 2.80 cm<sup>3</sup>/g for 15% wood flour addition. Maximum tensile index achieved was 24.75 Nm/g based on a base sheet value of 20.05 Nm/g. Addition of starch has a positive influence on the tensile index, with a maximum value of 41.41 Nm/g at 1% addition. Brightness value of the manufactured handsheets decreased gradually for the unbleached wood flour. Bleached wood flour showed a 1% point increase above the base sheet brightness of 88.51%.

Addition of starch increased the brightness value from 88.51% of the base sheet by up to 4.5%. An opacity increase was achieved for all wood flour additions with the highest opacity value of 95.68% at an addition of 15% wood flour. Addition of starch can decrease the opacity value of up 1.5% points.

Addition of wood flour resulted in a decrease in smoothness by increasing the airflow from the base sheet value of 2564 ml/min by 385 ml/min. at 8% wood flour addition. Adding a line pressure of 1.673 kN/m to simulate calendaring resulted in an improved smoothness by reducing the airflow of up to 447 ml/min.

Addition of starch showed an overall increase of smoothness by reducing the airflow number by up to 600 ml/min for sheets with and without line pressure.

12  
13 *Keywords: Wood flour, additive, papermaking, handsheets, paper properties*  
14

15  
16 **1. INTRODUCTION**  
17

18 Paper today is produced from renewable hardwood and softwood materials. Recycling paper  
19 products has improved the environmental footprint of the paper industry I the past decades  
20 [1]. Despite this, the paper industry is increasing their efforts in making paper more  
21 sustainable, biodegradable and eco-efficient. However, ever rising production cost for paper  
22 and board products and their application demand new solution of utilizing raw materials for  
23 the production process. Tighter environmental regulations demand an increasing use of  
24 sustainable chemical and additives. This will result in an increasing use of renewable  
25 materials in the future [2].

26 One of these renewable materials that can be added to the papermaking process as additive  
27 is Wood Flour (WF). WF is known since the early 1900s [3]. The first WF patent was issued  
28 for the in the production process of phonographic records and other articles. The US. Patent  
29 No.1,406.938 was granted to John Cunningham, a resident in Glens Falls in New York State  
30 on Feb. 14, 1922 [4]. According to Reineke (1966) [5], WF are wood particles manufactured  
31 by grinding selected wood residues. WF can be produced by various grinding and sieving  
32 process of sawdust to sizes between 20µm to 500µm with a size ratio of 1:1 [6]. Karinkanta  
33 et al. describes that the manufacturing process today can consist of a thermal, chemical and  
34 enzymatic pretreat before wet and dry milling and sieving techniques are applied [7].  
35 Commercial applications for WF today are mainly in the area of Wood Plastic Composites  
36 (WPC) and moulding technology applications for articles such as furniture parts, dishes and  
37 toys (Hogan et al. 2011) [8]. However, wood flour was used in the 1930 as a bulking agent  
38 for papermaking application. Due to highe printing qualities in the 15 and 60s wood flour  
39 disappeared as bulking agent and was replaced by calcium carbonate and talk filler material.  
40 Recently WF with a size of 200 µm o 450 µm has been investigated in a handsheet  
41 laboratory study by Dongmei et al. [9]. He showed that bulk can be improved, and  
42 mechanical pulp be replaced. Lee et al. [10] showed that Wood Powder added to hansheets  
43 and duplex board increase bulk of the produced board paper. Sung et al. [11] showed that  
44 conifer leave powder can be an alternative organic filler source to wood flour in paperboard  
45 applications.  
46 Park et al. [12] investigated flour from wood and ground agricultural byproducts for a  
47 paperboard application, showing that bulk and drying, but reduced paper strength. However,  
48 WF has not been the focus in recent investigations as an alternative cellulosic-based wood  
49 additive for papermaking. This handsheet study compares three commercial varieties of  
50 spruce WF at an addition of 2%, 4%, 6%, 8% and 15% to a 75 g/m<sup>2</sup> paper product.

51  
52

## 53 **2. MATERIAL AND METHODS**

54

55 This section describes the materials, standardized TAPPI test methods, and procedures,  
56 used for this study. Repeatability of the results stayed in between the allowable margins of  
57 the TAPPI testing standards.

58

### 59 **2.1 TAPPI Methods**

60

61 Pulp refining was done according to T 200 sp-06 “Laboratory beating of pulp (Valley beater  
62 method) [13], Handsheets for physical testing were prepared accordance with T 205 sp-06  
63 14],

63

64 Physical testing of handsheets was performed in accordance to T 220 sp-06, “Physical  
65 testing of pulp handsheets” [15], the freeness of pulp was measured as Canadian Standard  
66 Freeness (CSF) according to T 227 om-09 “Freeness of pulp (Canadian standard method)”  
67 [16]. “Forming handsheets for physical tests of pulp”. Conditioning of the paper samples was  
68 done according to T 402 sp-08, “Standard conditioning and testing atmospheres for paper,  
69 board, pulp handsheets, and related products” [17]. Tensile strength was measured in  
70 accordance with T404 cm-92, “Tensile breaking strength and elongation of paper and  
71 paperboard” [18]. Basis weight was measured with T 410 om-08. “Grammage of Paper and  
72 Paperboard (weight per unit area)” [19]. The paper thickness was measured by T 411 om-10  
73 “Thickness (caliper) of paper, paperboard, and combined board” [20]. Moisture content of  
74 pulp was determined by T412 om-06 “Moisture in pulp, paper and paperboard” [21]. Opacity  
75 of paper handsheets was performed according to T 425 om-06, “Opacity of paper (15/d  
76 geometry, illuminant A/2°, 89% reflectance backing and paper backing) [22]. Brightness of  
77 pulp was measured according to T 452 om-08, “Brightness of pulp, paper and paperboard  
78 (directional reflectance at 457 nm)” [23]. Tensile strength was performed following T494 om-  
06, “Tensile properties of paper and paperboard (using constant rate of elongation

79 apparatus)" [24]. Smoothness/Roughness of the manufactured handsheets was tested  
80 according to T 538 om-08, "Roughness of paper and paperboard (Sheffield Method)" [25].

81

82

## 83 **2.1 Materials**

84

85 For this study 75 g/m<sup>2</sup> handsheets are produced from 80% Elemental Corine Free (ECF)  
86 Eucalyptus bleached Kraft pulp, and 20% Northern Bleached Softwood Kraft (NBSK) pulp  
87 Prior to handsheet forming the pulp is refined to a Canadian Standard Freeness (CSF) level  
88 of 360 ml following T 200 sp-06 method [16]. WF was added based on Oven Dry (OD) fiber  
89 content prior to handsheet forming following T 220 sp-06 method [18]. Spruce WF was  
90 obtained from J. Rettenmaier & Söhne, Rosenberg, Germany. WF1 and WF 2 were  
91 unbleached with a particle size distribution of 200µm to 500µm and 70µm to 150µm  
92 respectively. WF3 was bleached with a particle size distribution of 70 µm to 150 µm.

93 Starch used in this study was cationic starch cooked at a 3% solution at 90°C for 20 minutes  
94 prior to handsheet making, cooled down to 30°C and added to the pulp WF suspension prior  
95 to handsheet forming.

96

97

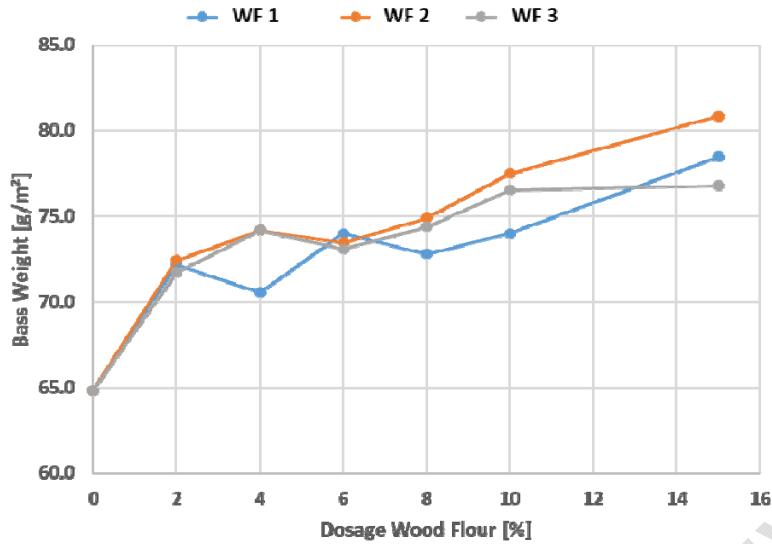
## 98 **3. RESULTS AND DISCUSSION**

99

100 All handsheets were made and tested according to TAPPI standards. In the first part of the  
101 study WF1, WF2, and WF3 was added at levels of 2%, 4%, 6%, 8% and 15% based on OD  
102 pulp. In the second part, handsheets were prepared with the addition of starch at a level of  
103 0.25%, 0.50%, 0.75%, 1.00%, 1.25%, and 1.50% based on OD fiber content. Handsheets  
104 with and without starch for the smoothness measurement were exposed to a lie pressure of  
105 1.673 kN/m to simulate calandering.

106 Fig.1 shows that the basis weight of the base sheet was 64.5 g/m<sup>2</sup>. Manufactured  
107 handsheets with WF1 had a basis weight range of 72.20 g/m<sup>2</sup> to 76.50 g/m<sup>2</sup>, WF2 resulted in  
108 a basis weight range of 72.40 g/m<sup>2</sup> to 80.30g/m<sup>2</sup>, and WF3 in a basis weight range of 71.70  
109 g/m<sup>2</sup> to 76.90 g/m<sup>2</sup>. The basis weight increase for all WF follows the same pattern except for  
110 WF1 at a dosage of 4%, 8%, and 10% were a 3.6 g/m<sup>2</sup>, 2.1 g/m<sup>2</sup>, 3.5 g/m<sup>2</sup> lower basis  
111 weight was achieved respectively compared to WF 2 which had the highest basis weight at  
112 all WF dosage levels. WF3 basis weight levels are very comparable to WF 2 except for the  
113 15% dosage were a 1.7 g/m<sup>2</sup> lower basis weight was the result for WF 1 and 4.1 g/m<sup>2</sup> for  
114 WF3.

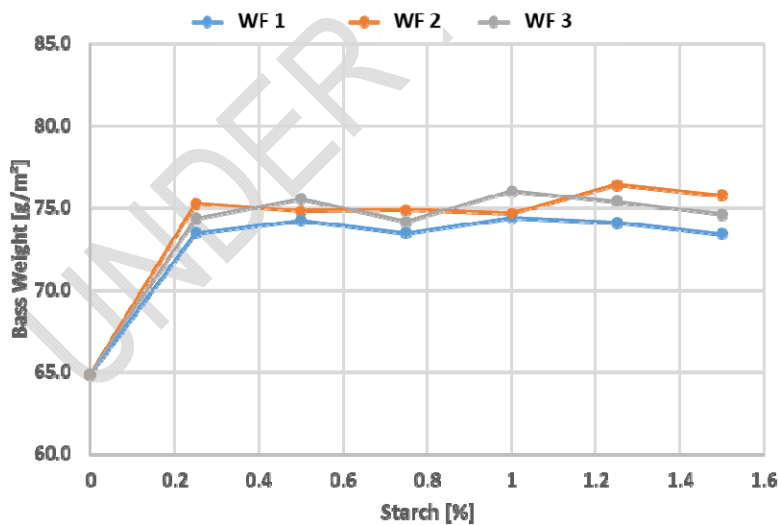
115



116  
117  
118  
119  
120  
121  
122  
123  
124  
125  
126  
127  
128  
129

**Figure 1: Basis weight**

The graph in Fig.2 shows the basis weight achieved for WF1 to WF3 with the addition of starch at 0.25%, 0.50%, 0.75%, 1.00%, 1.25%, and 1.50% based on OD fiber content. The percentage of the WF addition was chosen based on Fig.1. WF1 addition was 2%. The addition of WF2 unbleached and WF3 bleached with the same particle size distribution was 4% and 8% respectively in order to compare unbleached an bleached WF at the same basis weight for the starch addition. Fig. 2 shows, that starch serves as a good retention aid, bonding the fine fibers and WF into the produced handsheet. As a result, the basis weight of the handsheet increases from the base sheet of 65.00 g/m<sup>2</sup> of about 10.00 g/m<sup>2</sup> at a starch addition of 0.25% starch. A starch addition of 0.50%, 0.75%, 1.00%, 1.25%, and 1.50% the basis weight stays constant at around 75.00 g/m<sup>2</sup>.

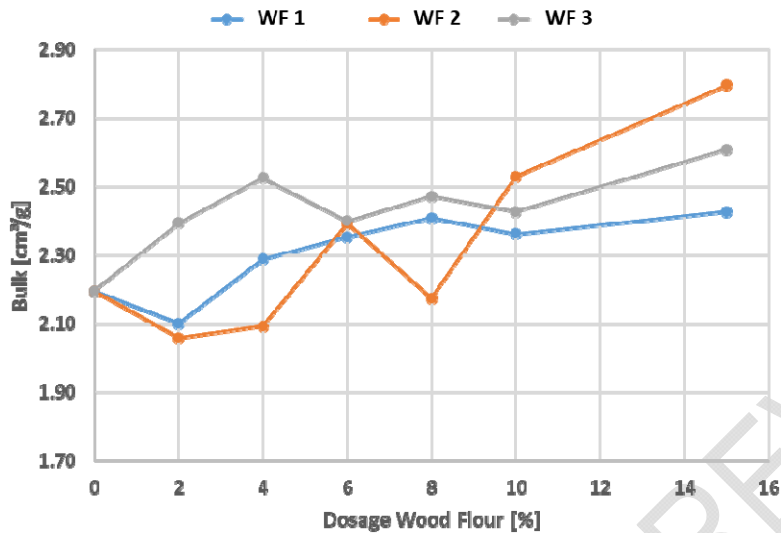


130  
131  
132  
133  
134  
135

**Figure 2: Basis weight with starch**

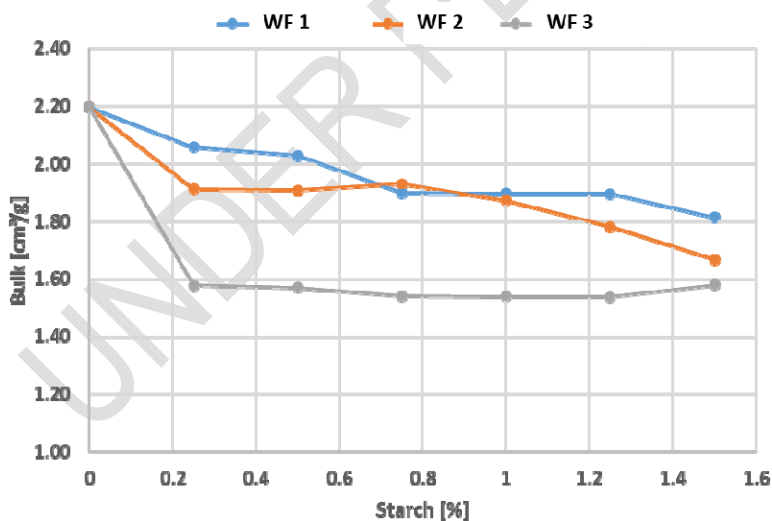
Fig. 3 shows that addition of WF increases the bulk from 2.20 cm<sup>3</sup>/g of the base sheet to a maximum of 2.43 cm<sup>3</sup>/g, 2.80 cm<sup>3</sup>/g, and 2.61 cm<sup>3</sup>/g for the 15% WF addition of the manufactured handsheets for WF1, WF 2, and WF3 respectively. For WF 1 and WF2 a bulk

136 reduction resulted for the 2% addition to 2.10 cm<sup>3</sup>/g and 2.06 cm<sup>3</sup>/g respectively. WF2  
 137 showed in addition lower bulk value for the 4% and 8% addition at 2.09 cm<sup>3</sup>/g and 2.17  
 138 cm<sup>3</sup>/g respectively.  
 139



140  
 141 **Figure 3: Bulk without starch**

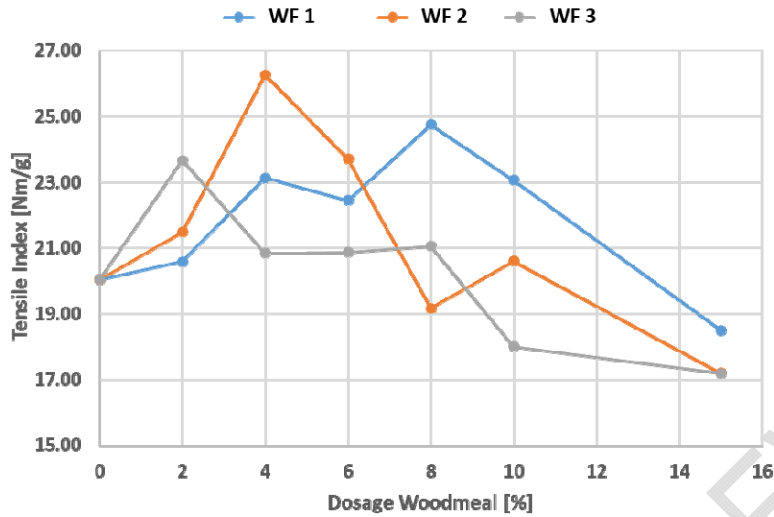
142  
 143 Addition of starch reduces the bulk, as shown in Fig.4 from 2.20 cm<sup>3</sup>/g of the base sheet to a  
 144 minimum of 1.61 cm<sup>3</sup>/g, 1.67 cm<sup>3</sup>/g, and 1.58 cm<sup>3</sup>/g for the 1.5% starch addition of the  
 145 manufactured handsheets for WF1, WF 2, and WF3 respectively. Bulk reduction for WF3  
 146 was identical for all starch additions constant bulk reduction. WF1 and WF2 had the lowest  
 147 reduction at 0.25% starch addition with 2.06 cm<sup>3</sup>/g and 1.91 cm<sup>3</sup>/g respectively.  
 148



149  
 150 **Figure 4: Bulk with starch**

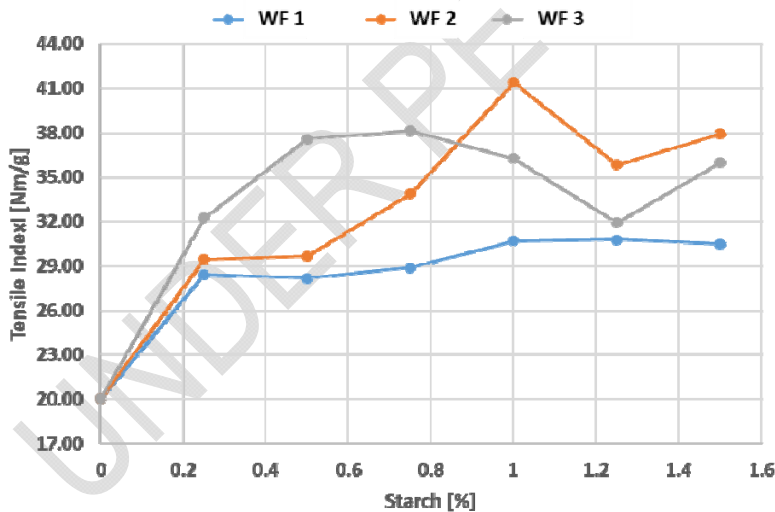
151  
 152 Fig. 5 shows that WF3 has an increase in tensile index only for an addition of 2% from the  
 153 base value of 20.05 Nm/g to a value of 23.67 Nm/g. WF2 had its maximum tensile index at  
 154 an addition of 4% with a value of 23.13 Nm/g. At an addition of 8%, 10%, and 15% the  
 155 tensile index was lower at 19.17 Nm/g, 20.60 Nm/g, and 17.2 Nm/g respectively. WF1 had

156 its maximum tensile index at an addition of 8% with a value of 24.75 Nm/g. At an addition of  
 157 15% the tensile index was lower at 18.50 Nm/g.  
 158



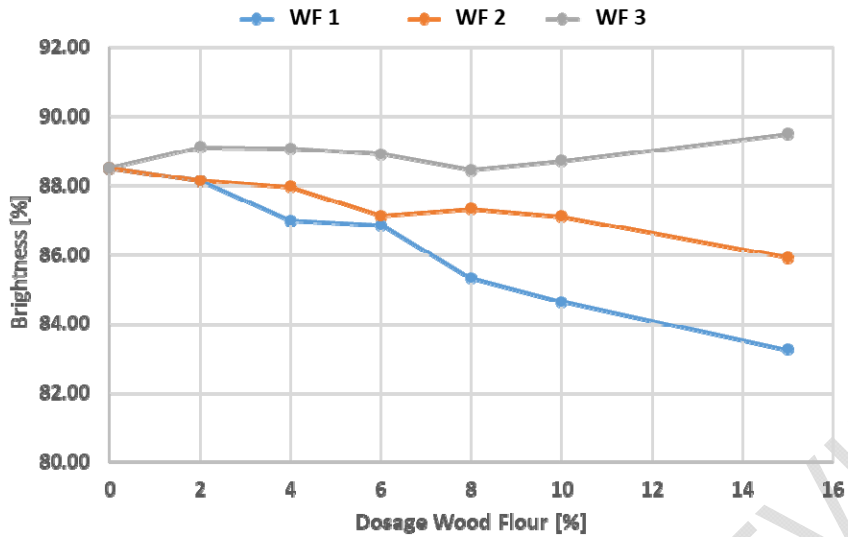
159  
 160 **Figure 5: Tensile index without starch**  
 161

162 Addition of starch and WF increases the tensile index for all WF1 to WF3 as shown in Fig. 6.  
 163 Above the base sheet value of 20.05 Nm/g. For WF1 has its peak at a starch addition of 1%  
 164 with a tensile index value of 30.70 Nm/g. WF2 and WF3 have their maximum tensile index at  
 165 1% with 41.41 Nm/g and 0.75% with a value of 36.26 Nm/g respectively.  
 166



167  
 168 **Figure 6: Tensile index with starch**  
 169

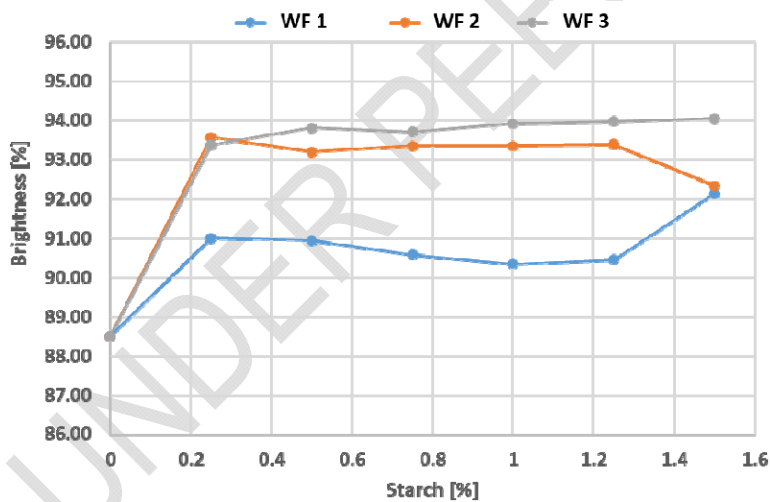
170  
 171 Fig. 7 and Fig. 8 show the brightness value of the manufactured hansheets for different  
 172 additions of WF1, WF2, and WF3. A gradually decreasing brightness value with increasing  
 173 WF content can be observed for WF1 and WF2, with the lowest brightness of 83.27% and  
 174 85.92% respectively, based on the base sheet brightness of 88.51%. WF3 showed a up  
 175 to 1% point brightness gain compared to the base sheet brightness of 88.51.



176  
177  
178  
179  
180  
181  
182  
183  
184

**Figure 7: Brightness**

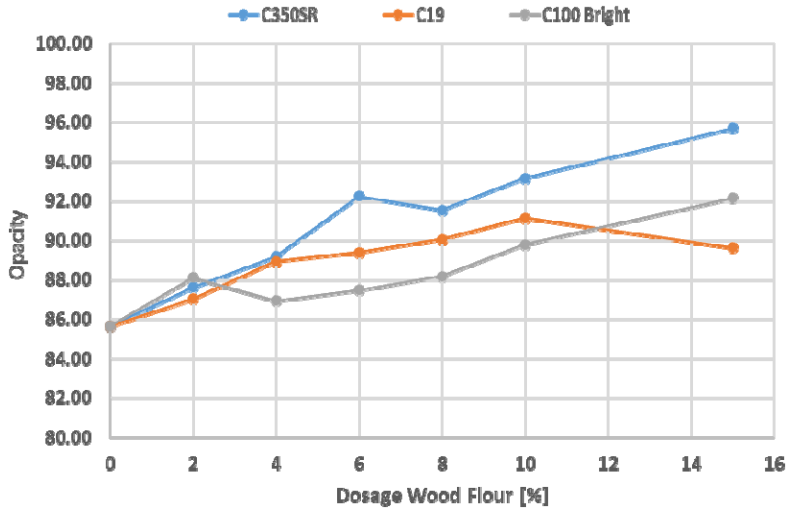
Addition of starch increased the brightness value from 88.51% of the base sheet by up to 4.5% for the bleached WF3 and up to 4% for WF2. WF1 resulted in a up to 2.5- points brightness increase. For all WF, a starch addition of 0.25% resulted in the highest brightness increase. For starch additions of 0.55, 0.75%, 1.00%, 1.25%, and 1.50%, except for WF1 and WF2 which had a brightness increase of 3.5%-points at a starch addition of 1.5%.



185  
186  
187  
188  
189  
190  
191  
192  
193  
194

**Figure 8: Brightness with starch**

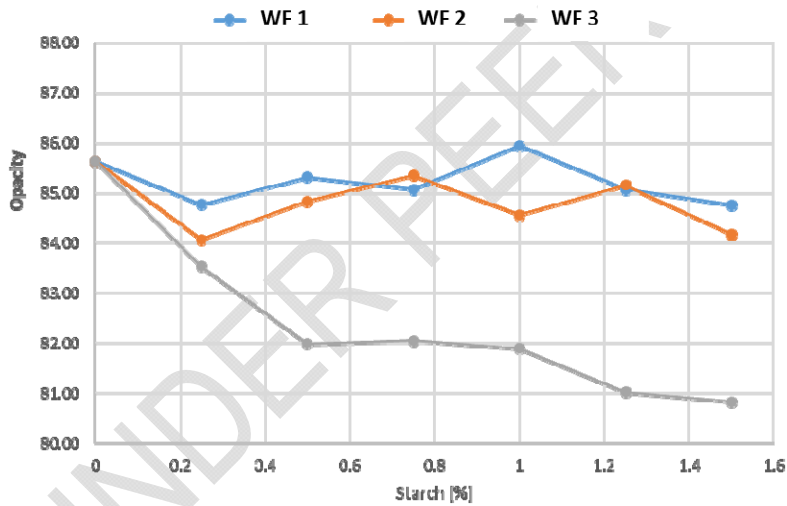
Fig. 9 and Fig. 10 show the opacity value of the manufactured hansheets for different additions of WF1, WF2, and WF3. The opacity value of the basis handsheet was 85.64%. A gradually increasing opacity value with increasing WF content can be observed for WF1, WF2, and WF3, with the highest opacity of 95.68% and 92.14% for WF1 and WF3 respectively at the addition of 15%. WF 2 had its highest opacity value at an addition of 10% with an opacity value of 91.13%.



195  
196  
197  
198  
199  
200  
201  
202

**Figure 9: Opacity**

Addition of starch decreased the opacity value from 85.64% of the base sheet by up to 0.9% points for WF1, up to 1.5% points for WF2, and up to 3.2% points for WF3. At a starch addition of 1% WF1 showed a 0.3%-point opacity increase based on the base value of 85.64%.

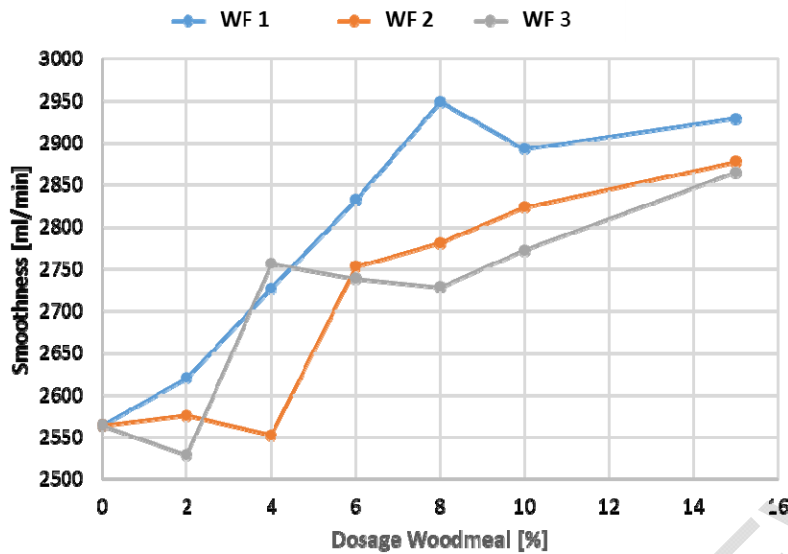


203  
204  
205  
206  
207  
208  
209  
210

**Figure 10: Opacity with starch**

Fig. 11 shows the smoothness of handsheets for WF1, WF2, and WF3. The initial value for smoothness was 2564 ml/min. for the base sheet. Addition of WF1, WF2, and WF3 decrease the smoothness of the paper due to the higher airflow value. WF1 increase up to 385 ml/min. at 8% WF addition, WF2 and WF3 showed an increase of 314 ml/min. and 301ml/min. at 15% WF addition respectively.

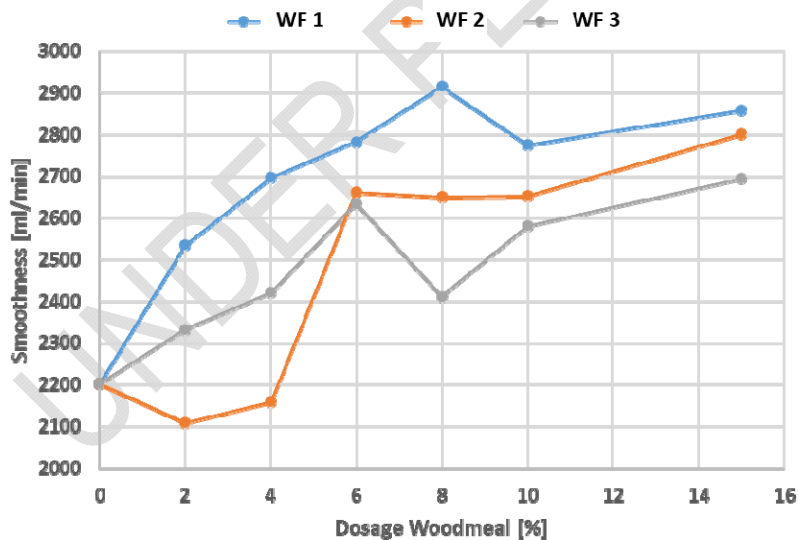




211  
212  
213  
214  
215  
216  
217  
218  
219  
220  
221

**Figure 11: Smoothness without line pressure**

Fig. 12 shows smoothness values with a line pressure of 1.673 kN/m applied to simulate calendaring. The line pressure reduces the airflow and improves smoothness of the manufactured handsheets containing WF. Applying the line pressure reduces airflow by 362 ml/min. to 2202 ml/min. for the base sheet, WF1 had a reduction of 31 ml/min. to 118 ml/min., WF2 a reduction between 77 ml/min. to 447 ml/min, WF3 a reduction of 104 ml/min. to 335 ml/min.

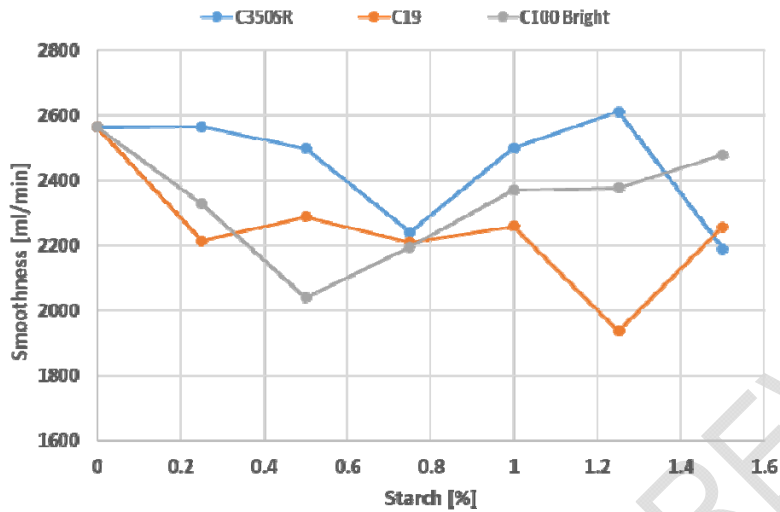


222  
223  
224  
225  
226  
227  
228

**Figure 12: Smoothness with 1.673 kN/m line pressure**

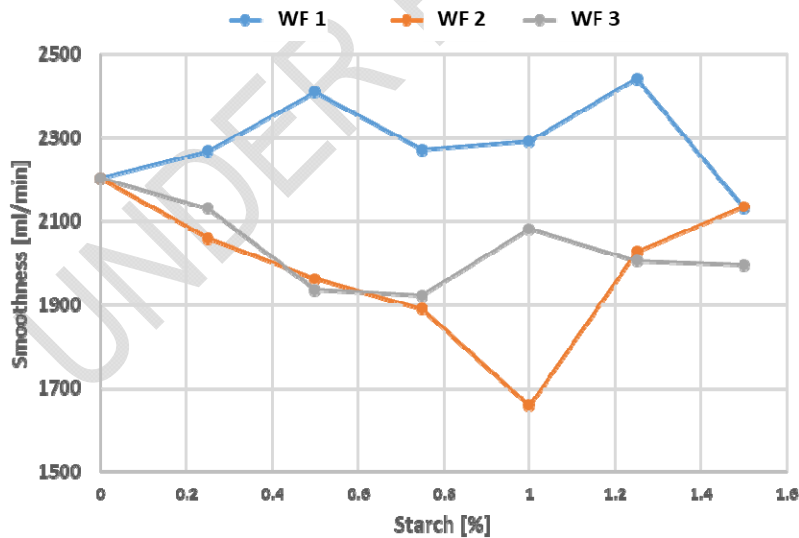
Graphs of Fig. 13 and Fig. 14 show the smoothness value if starch is applied for handsheets containing WF1, WF2, and WF3. The initial value for smoothness was 2564 ml/min. for the base sheet. Addition of starch showed an overall increase of smoothness by reducing the airflow number. WF1 had a maximum decrease below the air flow number of the base sheet

229 of 298 ml/min., WF2 showed a decrease of 600 ml/min., and WF3 showed a 484 ml/min. air  
 230 flow decrease.  
 231



232  
 233 **Figure 13: Smoothness with starch and without line pressure**

234  
 235 Fig. 14 shows smoothness values with a line pressure of 1.673 kN/m to the starch containing  
 236 handsheets to simulate calendaring. The line pressure reduces the airflow and improves  
 237 smoothness of the manufactured handsheets containing WF. Applying the line pressure  
 238 reduces airflow by 362 ml/min. to 2202 ml/min. for the base sheet. WF1 had a reduction of  
 239 up to 298 ml/min., WF2 a reduction of up to 600 ml/min., and WF3 a reduction of up to 484  
 240 ml/min. of air flow.  
 241



242  
 243 **Figure 14: Smoothness with starch and line pressure of 1.673 kN/m**  
 244  
 245

246 **4. CONCLUSION**

247

248 This study shows that WF can be considered an alternative cellulosic-based wood additive

249 for papermaking. This handsheet study showed that spruce WF with a particle distribution

250 between 200 µm to 500 µm and bleached and unbleached WF with a particle distribution of

251 70 µm to 150 µm respectively could have benefits for paper production. WF added at levels

252 of 2%, 4%, 6%, 8% and 15% to a 75 g/m<sup>2</sup> handsheet increases bulk from 2.20 cm<sup>3</sup>/g of the

253 base sheet to a maximum of 2.80 cm<sup>3</sup>/g for the 15% WF addition. Increase of tensile index

254 can be achieved at up to 8% WF addition but is dependent on the WF type used. Maximum

255 tensile index achieved was 24.75 Nm/g based on a base sheet value of 20.05 Nm/g.

256 Addition of starch has a positive influence on the tensile index, with a maximum value of

257 41.41 Nm/g at 1% addition. Bulk values decreased by the addition of starch at all levels.

258 Brightness value of the manufactured handsheets decreased gradually for the unbleached

259 WF. Bleached WF showed a 1%-point increase above the base sheet brightness of 88.51%.

260 Addition of starch increased the brightness value from 88.51% of the base sheet by up to

261 4.5%. An opacity increase was achieved for all WF addition with the highest opacity value of

262 95.68% at an addition of 15% WF. Addition of starch can decrease the opacity value of up

263 1.5% points.

264 Addition of WF resulted in a decrease in smoothness by increasing the airflow from the base

265 sheet value of 2564 ml/min by 385 ml/min. at 8% WF addition. Adding a line pressure of

266 1.673 kN/m to simulate calendaring resulted in an improved smoothness by reducing the

267 airflow of up to 447 ml/min. by WF addition.

268 Addition of starch showed an overall increase of smoothness by reducing the airflow number

269 by up to 600 ml/min. based on the WF used. By applying a line pressure of 1.673 kN/m

270 to the starch, containing handsheets smoothness can be improved by an additional 600 ml/min.

271 in airflow reduction.

272

273

274

275

276 **7. REFERENCES**

277

278 1. Doelle K, Amaya JJ, Application of calcium carbonate for uncoated digital printing paper

279 from 100% eucalyptus pulp. TAPPI JOURNAL, Jan. 2012;11(1):41-49.

280 2. Lyon SW, Quesada-Pineda HJ, Crawford SD. "Reducing electrical consumption in the

281 forest products industry using lean thinking," *BioRes.* 2014;9(1):1373-1386.

282 3. Clemons CM, Wood flour. In: Xanthos M (ed) Functional fillers for plastics, 2nd ed.

283 Wiley-VCH, Weinheim, 2010:269–290

284 4. Cunningham JJ.: Method for Producing Flour, US Patent No. 1,406,938, patented

285 February 14, 1922.

286 5. Reineke LH, Wood Flower, U.S. Department of Agriculture, Forest Products Laboratory,

287 U.S. Forest Service Research Note FPL-0113., 1966.

288 6. Korte K, Ofe S, Hansmann H, (2016): Compression, relaxation and swelling behaviour of

289 solid wood, wood powder and wood-plastic composites (WPC), *Holztechnologie*

290 2016;57(6):5-11.

291 7. Karinkanta A, Ämmälä MI, Jouko N, Fine grinding of wood – Overview from wood

292 breakage to applications, *Biomass and Bioenergy*, 2018;113:31-44.

293 8. Hogan US, Akpan GA, Essien OA, (2011): Wood Flour Moulding Technology:

294 Implications for Technical Education in Nigeria, *African Research review*, 2011;5(2):

295 233-242.

296 9. Dongmei Y, Chuanshan Z, Chaojun W, Daiqi W, Wood Powder Used in Paper Making to

297 Improve Bulkness, *Advanced Materials Research*, 2015;550-553: 3352-3355.

- 298 10. Lee JY, Kim CH, Seo DJ, Lim GB, Kim SY, Park JH, Kim EH, Fundamental study on  
299 developing wood powder as an additive of paperboard, TAPPI Journal, 2013;13(11):17-  
300 21.
- 301 11. Sung JY, Kim DS, Lee JY, Seo YB, Im CK, Gwon WO, Kim JD, (2014): Application of  
302 Conifer Leave Powder to Papermaking Process as an Organic filler, Journal of Korea  
303 TAPPI, 2013;46(4):62-68.
- 304 12. Park, JH, Lee, JY, Kim, CH, Kim EH, Effects of Lignocellulosic Bulk agents Made from  
305 Agricultural Byproducts on Physical Properties and Drying energy Consumption of  
306 Duplex Board, BioResources, 2015;10(4):7889-7897.
- 307 13. TAPPI T 200 sp-06. Laboratory beating of pulp (Valley beater method).
- 308 14. TAPPI T 205 sp-12. Forming handsheets for physical tests of pulp.
- 309 15. TAPPI T 211 om-02. Ash in wood, pulp, paper and paperboard: combustion at 525°C.
- 310 16. TAPPI T220 sp10. Physical testing of pulp handsheets.
- 311 17. TAPPI T227 om-09. Freeness of pulp (Canadian standard method).
- 312 18. TAPPI T 402 sp-13. Standard conditioning and testing atmospheres for paper, board,  
313 pulp handsheets.
- 314 19. TAPPI T404 cm-92 Tensile breaking strength and elongation of paper and paperboard
- 315 20. TAPPI T 410 om-08. Grammage of Paper and Paperboard (weight per unit area).
- 316 21. TAPPI T 411 om-10. Thickness (caliper) of paper, paperboard, and combined board.
- 317 22. TAPPI T412 om-06. Moisture in pulp, paper and paperboard.
- 318 23. TAPPI T414 om-12. Internal tearing resistance of paper (Elmendorf-type method).
- 319 24. TAPPI T425 om-06. Opacity of paper (15/d geometry, illuminant A/2°, 89% reflectance  
320 backing and paper backing).
- 321 25. TAPPI T 452 om-08. Brightness of pulp, paper and paperboard (directional reflectance  
322 at 457 nm).
- 323 26. TAPPI T494 om-06. Tensile properties of paper and paperboard.
- 324 27. TAPPI T 538 om-08. Roughness of Paper and Paperboard (Sheffield method)
- 325