

# Spruce Wood Flour for Paper Applications – A Handsheet Study

## ABSTRACT

**Aims:** The aim of the study was to investigate if spruce wood flour can be an alternative cellulosic-based wood additive for papermaking.

**Place and duration of the study:** This study was conducted at the State University of New York, College of Environmental Science and Forestry in Spring 2018.

**Materials and methods:** This study used unbleached wood flour with a particle size distribution between 200  $\mu\text{m}$  to 500  $\mu\text{m}$  and bleached and unbleached wood flour with particle size distribution between 70  $\mu\text{m}$  to 150  $\mu\text{m}$ . Wood flour was added at levels of 2%, 4%, 6%, 8% and 15% based on oven dry fiber content for the first part of the study. For the second part of the study, starch at a level of 0.25%, 0.50%, 0.75%, 1.00%, 1.25%, and 1.50% based on OD fiber content is added to the suspension. The basis weight of the handsheet manufactured was 75 g/m<sup>2</sup>.

**Results:** Bulk increased from 2.20 cm<sup>3</sup>/g to a maximum of 2.80 cm<sup>3</sup>/g for 15% wood flour addition. Maximum tensile index achieved was 24.75 Nm/g based on a base sheet value of 20.05 Nm/g. Addition of starch has a positive influence on the tensile index, with a maximum value of 41.41 Nm/g at 1% addition. Brightness value of the manufactured handsheets decreased gradually for the unbleached wood flour. Bleached wood flour showed a 1%-point increase above the base sheet brightness of 88.51%. Addition of starch increased the brightness value from 88.51% of the base sheet by up to 4.5%. An opacity increase was achieved for all wood flour additions with the highest opacity value of 95.68% at an addition of 15% wood flour.

**Conclusion:** Addition of starch decreases the opacity value of up 1.5% points. Addition of wood flour resulted in a decrease in smoothness by increasing the airflow from the base sheet value of 2564 ml/min by 385 ml/min. at 8% wood flour addition. Adding a line pressure of 1.673 kN/m to simulate calendering resulted in an improved smoothness by reducing the airflow of up to 447 ml/min. Addition of starch showed an overall increase of smoothness by reducing the airflow number by up to 600 ml/min for sheets with and without line pressure.

*Keywords: Wood flour, additive, papermaking, handsheets, paper properties*

## 1. INTRODUCTION

18 Paper today is produced from renewable hardwood and softwood materials. Recycling of  
19 paper products has improved the environmental footprint of the paper industry in the past  
20 decades [1]. Despite this, the paper industry is increasing their efforts in making paper more  
21 sustainable, biodegradable and eco-efficient. However, ever-rising production cost for paper  
22 and board products and their application demand new solution of utilizing raw materials for  
23 the production process. Tighter environmental regulations demand an increasing use of  
24 sustainable chemical and additives. This will result in an increasing use of renewable  
25 materials in the future [2].

26 One of these renewable materials that can be added to the papermaking process as additive  
27 is Wood Flour (WF). WF is known since the early 1900s [3]. The first WF patent was issued  
28 for the production process of phonographic records and other articles. The US Patent  
29 No.1,406,938 was granted to John Cunningham, a resident in Glens Falls in New York State  
30 on Feb. 14, 1922 [4]. According to Reineke (1966) [5], WF are wood particles manufactured  
31 by grinding selected wood residues. WF can be produced by various grinding and sieving  
32 processes of sawdust to sizes between 20 $\mu$ m to 500 $\mu$ m with a size ratio of 1:1 [6].  
33 Karinkanta et al. describes that the manufacturing process today can consist of a thermal,  
34 chemical and enzymatic pretreatment before wet milling, dry milling and sieving techniques  
35 are applied [7]. Commercial applications for WF today are mainly in the area of Wood Plastic  
36 Composites (WPC) and moulding technology applications for articles such as furniture parts,  
37 dishes and toys (Hogan et al. 2011) [8].

38 Recently WF with a size of 200  $\mu$ m o 450  $\mu$ m has been investigated in a handsheet  
39 laboratory study by Dongmei et al. [9]. He showed that bulk can be improved, and  
40 mechanical pulp be replaced. Lee et al. [10] showed that wood powder added to duplex  
41 board increase bulk of the produced board paper. Sung et al. [11] showed that powder  
42 produced from conifer leaves can be an alternative organic filler source to wood flour in  
43 paperboard applications.

44 Park et al. [12] investigated flour from wood and ground agricultural byproducts for a  
45 paperboard application, showing that bulk and drying can be improved, but paper strength is  
46 decreasing. However, WF has not been the focus in recent investigations as an alternative  
47 cellulosic-based wood additive for papermaking. This handsheet study compares three  
48 commercial varieties of spruce WF at an addition of 2%, 4%, 6%, 8% and 15% to a 75 g/m<sup>2</sup>  
49 paper product.

50  
51

## 52 2. MATERIAL AND METHODS

53

54 This section describes the materials, standardized TAPPI test methods, and procedures,  
55 used for this study. Repeatability of the results stayed in between the allowable margins of  
56 the TAPPI testing standards.

57

### 58 2.1 TAPPI Methods

59 Pulp refining was done according to T 200 sp-06 "Laboratory beating of pulp (Valley beater  
60 method) [13], Handsheets for physical testing were prepared in accordance with T 205 sp-  
61 06, "Forming handsheets for physical tests of pulp" [14]. Physical testing of handsheets was  
62 performed in accordance to T 220 sp-06, "Physical testing of pulp handsheets" [15], the  
63 freeness of pulp was measured as Canadian Standard Freeness (CSF) according to T 227  
64 om-09 "Freeness of pulp (Canadian standard method)" [16]. "Forming handsheets for  
65 physical tests of pulp". Conditioning of the paper samples was done according to T 402 sp-  
66 08, "Standard conditioning and testing atmospheres for paper, board, pulp handsheets, and  
67 related products" [17]. Tensile strength was measured in accordance with T404 cm-92,  
68 "Tensile breaking strength and elongation of paper and paperboard" [18]. Basis weight was  
69 measured with T 410 om-08. "Grammage of Paper and Paperboard (weight per unit area)"  
70 [19]. The paper thickness was measured by T 411 om-10 "Thickness (caliper) of paper,

71 paperboard, and combined board” [20]. Moisture content of pulp was determined by T412  
72 om-06 “Moisture in pulp, paper and paperboard” [21]. Opacity of paper handsheets was  
73 performed according to T 425 om-06, “Opacity of paper (15/d geometry, illuminant A/2°, 89%  
74 reflectance backing and paper backing) [22]. Brightness of pulp was measured according to  
75 T 452 om-08, “Brightness of pulp, paper and paperboard (directional reflectance at 457 nm)”  
76 [23]. Tensile strength was performed following T494 om-06, “Tensile properties of paper and  
77 paperboard (using constant rate of elongation apparatus)” [24]. Smoothness/Roughness of  
78 the manufactured handsheets was tested according to T 538 om-08, “Roughness of paper  
79 and paperboard (Sheffield Method)” [25].

## 82 **2.2 Materials**

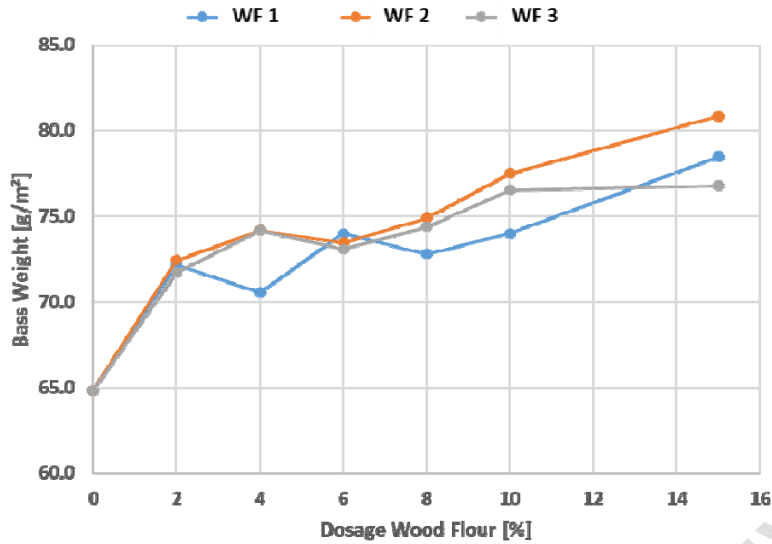
83  
84 For this study 75 g/m<sup>2</sup> handsheets are produced from 80% Elemental Corine Free (ECF)  
85 Eucalyptus bleached Kraft pulp, and 20% Northern Bleached Softwood Kraft (NBSK) pulp.  
86 Prior to handsheet forming the pulp is refined to a Canadian Standard Freeness (CSF) level  
87 of 360 ml following T 200 sp-06 method [16]. WF was added based on Oven Dry (OD) fiber  
88 content prior to handsheet forming following T 220 sp-06 method [18]. Spruce WF was  
89 obtained from J. Rettenmaier & Söhne, Rosenberg, Germany. WF1 and WF2 were  
90 unbleached with a particle size distribution of 200 µm to 500 µm and 70 µm to 150 µm  
91 respectively. WF3 was bleached with a particle size distribution of 70 µm to 150 µm.  
92 Starch used in this study was cationic starch cooked at a 3% solution at 90°C for 20 minutes  
93 prior to handsheet making, cooled down to 30°C and added to the pulp WF suspension prior  
94 to handsheet forming.

## 97 **3. RESULTS AND DISCUSSION**

98  
99 All handsheets were made and tested according to TAPPI standards. In the first part of the  
100 study WF1, WF2, and WF3 were added at levels of 2%, 4%, 6%, 8% and 15% based on OD  
101 pulp. In the second part, handsheets were prepared with the addition of starch at a level of  
102 0.25%, 0.50%, 0.75%, 1.00%, 1.25%, and 1.50% based on OD fiber content. Handsheets  
103 with and without starch for the smoothness measurement were exposed to a line pressure of  
104 1.673 kN/m to simulate calendering.

105 Fig.1 shows that the basis weight of the base sheet was 64.5 g/m<sup>2</sup>. Manufactured  
106 handsheets with WF1 had a basis weight range of 72.20 g/m<sup>2</sup> to 76.50 g/m<sup>2</sup>, WF2 resulted in  
107 a basis weight range of 72.40 g/m<sup>2</sup> to 80.30g/m<sup>2</sup>, and WF3 in a basis weight range of 71.70  
108 g/m<sup>2</sup> to 76.90 g/m<sup>2</sup>. The basis weight increase for all WF follows the same pattern except for  
109 WF1 at a dosage of 4%, 8%, and 10% were a 3.6 g/m<sup>2</sup>, 2.1 g/m<sup>2</sup>, 3.5 g/m<sup>2</sup> lower basis  
110 weight was achieved respectively compared to WF 2 which had the highest basis weight at  
111 all WF dosage levels. WF3 basis weight levels are very comparable to WF 2 except for the  
112 15% dosage were a 1.7 g/m<sup>2</sup> lower basis weight was the result for WF 1 and 4.1 g/m<sup>2</sup> for  
113 WF3.

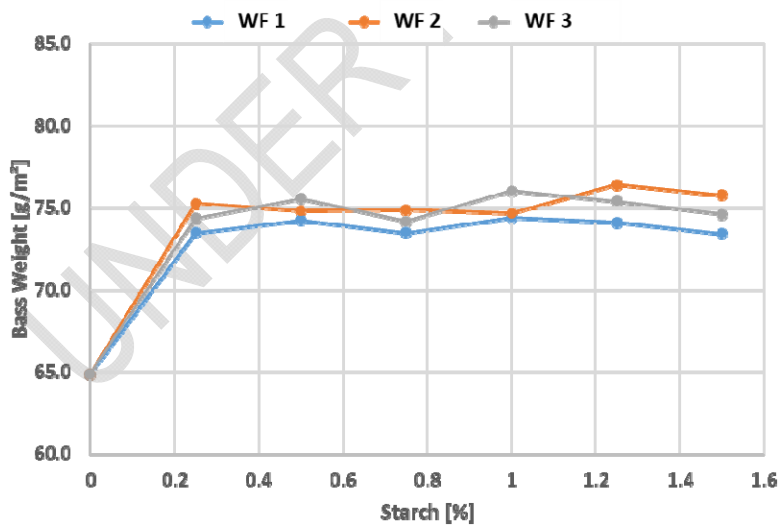
114



115  
116  
117  
118  
119  
120  
121  
122  
123  
124  
125  
126  
127  
128

**Figure 1: Basis weight**

The graph in Fig.2 shows the basis weight achieved for WF1 to WF3 with the addition of starch at 0.25%, 0.50%, 0.75%, 1.00%, 1.25%, and 1.50% based on OD fiber content. The percentage of the WF addition was chosen based on Fig.1. WF1 addition was 2%. The addition of WF2 unbleached and WF3 bleached with the same particle size distribution was 4% and 8% respectively in order to compare unbleached and bleached WF at the same basis weight for the starch addition. Fig. 2 shows, that starch serves as a good retention aid, bonding the fine fibers and WF into the produced handsheet. As a result, the basis weight of the handsheet increases from the base sheet of 65.00 g/m<sup>2</sup> of about 10.00 g/m<sup>2</sup> at a starch addition of 0.25%. For a starch addition of 0.50%, 0.75%, 1.00%, 1.25%, and 1.50% the basis weight stays constant at around 75.00 g/m<sup>2</sup>.

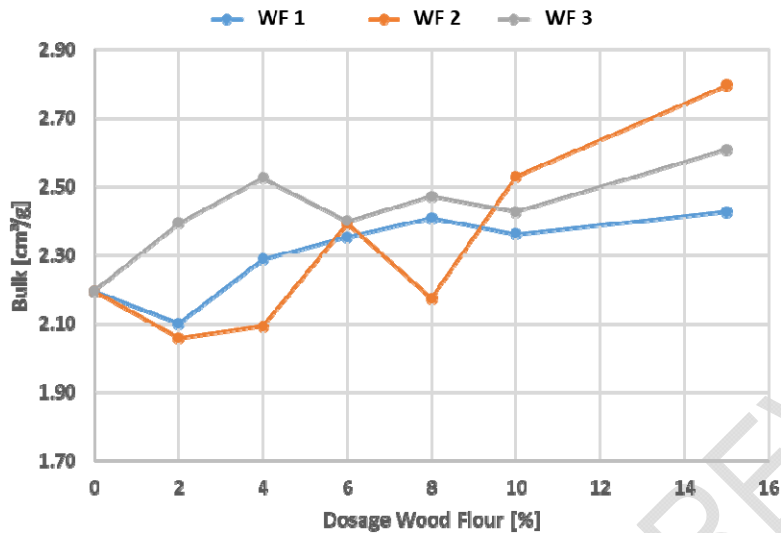


129  
130  
131  
132  
133  
134

**Figure 2: Basis weight with starch**

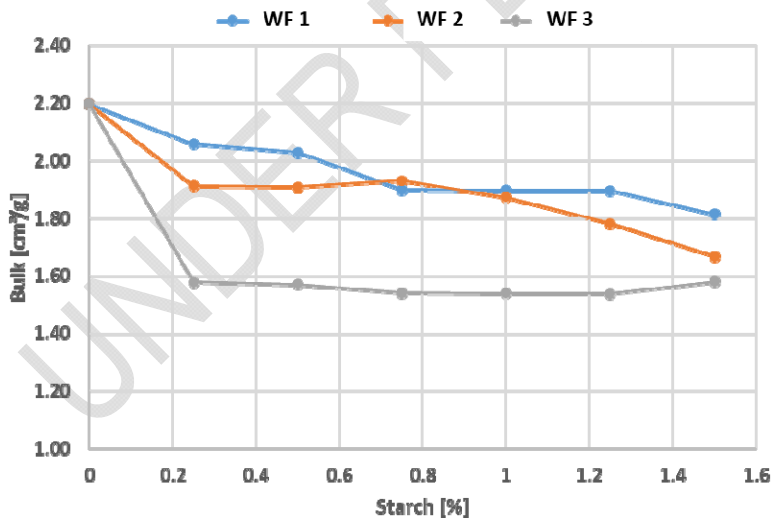
Fig. 3 shows that addition of WF increases the bulk from 2.20 cm<sup>3</sup>/g of the base sheet to a maximum of 2.43 cm<sup>3</sup>/g, 2.80 cm<sup>3</sup>/g, and 2.61 cm<sup>3</sup>/g for the 15% WF addition of the manufactured handsheets for WF1, WF 2, and WF3 respectively. For WF1 and WF2 a bulk

135 reduction resulted for the 2% addition to 2.10 cm<sup>3</sup>/g and 2.06 cm<sup>3</sup>/g respectively. WF2  
 136 showed in addition lower bulk value for the 4% and 8% addition at 2.09 cm<sup>3</sup>/g and 2.17  
 137 cm<sup>3</sup>/g respectively.  
 138



139  
 140 **Figure 3: Bulk without starch**

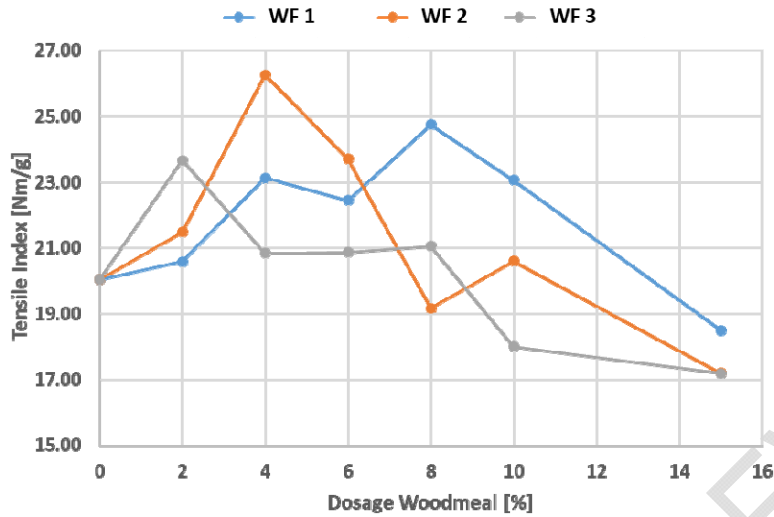
141  
 142 Addition of starch reduces the bulk, as shown in Fig.4 from 2.20 cm<sup>3</sup>/g of the base sheet to a  
 143 minimum of 1.61 cm<sup>3</sup>/g, 1.67 cm<sup>3</sup>/g, and 1.58 cm<sup>3</sup>/g for the 1.5% starch addition of the  
 144 manufactured handsheets for WF1, WF 2, and WF3 respectively. Bulk reduction for WF3  
 145 was identical for all starch additions. WF1 and WF2 had the lowest reduction at 0.25%  
 146 starch addition with 2.06 cm<sup>3</sup>/g and 1.91 cm<sup>3</sup>/g respectively.  
 147



148  
 149 **Figure 4: Bulk with starch**

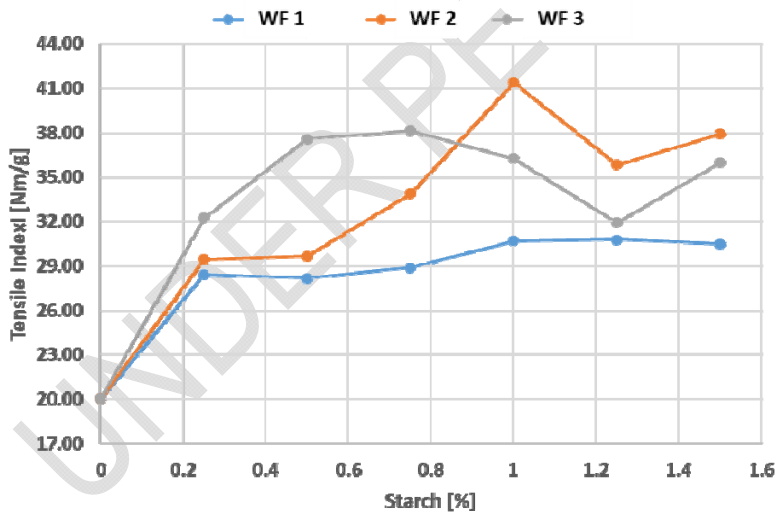
150  
 151 Fig. 5 shows that WF3 has an increase in tensile index only for an addition of 2% from the  
 152 base value of 20.05 Nm/g to a value of 23.67 Nm/g. WF2 had its maximum tensile index at  
 153 an addition of 4% with a value of 23.13 Nm/g. At an addition of 8%, 10%, and 15% the  
 154 tensile index was lower at 19.17 Nm/g, 20.60 Nm/g, and 17.20 Nm/g respectively. WF1 had

155 its maximum tensile index at an addition of 8% with a value of 24.75 Nm/g. At an addition of  
 156 15%, the tensile index was lower at 18.50 Nm/g.  
 157



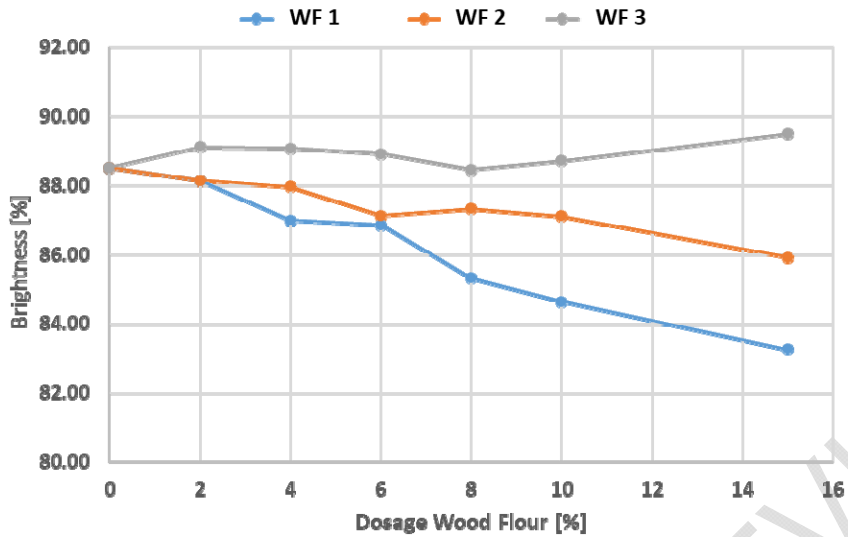
158  
 159 **Figure 5: Tensile index without starch**  
 160

161 Addition of starch and WF increases the tensile index for all WF1 to WF3 as shown in Fig. 6.  
 162 Above the base sheet value of 20.05 Nm/g. For WF1 has its peak at a starch addition of 1%  
 163 with a tensile index value of 30.70 Nm/g. WF2 and WF3 have their maximum tensile index  
 164 at 1% with 41.41 Nm/g and 0.75% with a value of 36.26 Nm/g respectively.  
 165



166  
 167 **Figure 6: Tensile index with starch**  
 168

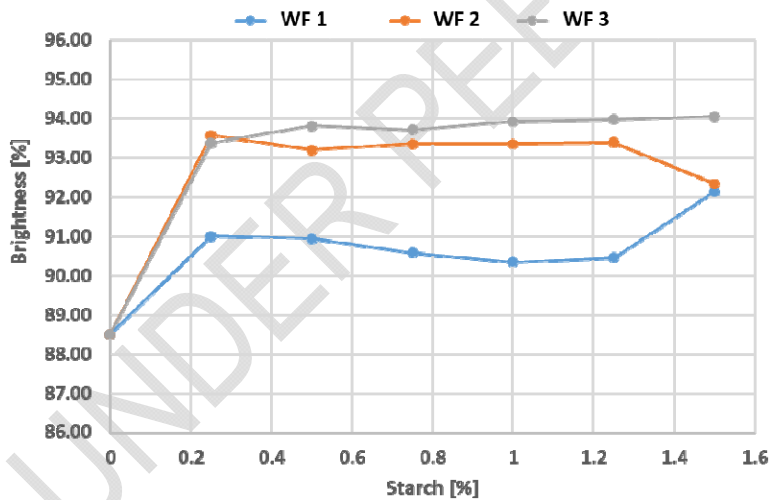
169  
 170 Fig. 7 and Fig. 8 show the brightness value of the manufactured handsheets for different  
 171 additions of WF1, WF2, and WF3. A gradually decreasing brightness value with increasing  
 172 WF content can be observed for WF1 and WF2, with the lowest brightness of 83.27% and  
 173 85.92% respectively, based on the base sheet brightness of 88.51%. WF3 showed an up to  
 174 1%-point brightness gain compared to the base sheet brightness of 88.51%.



175  
176  
177  
178  
179  
180  
181  
182  
183

**Figure 7: Brightness**

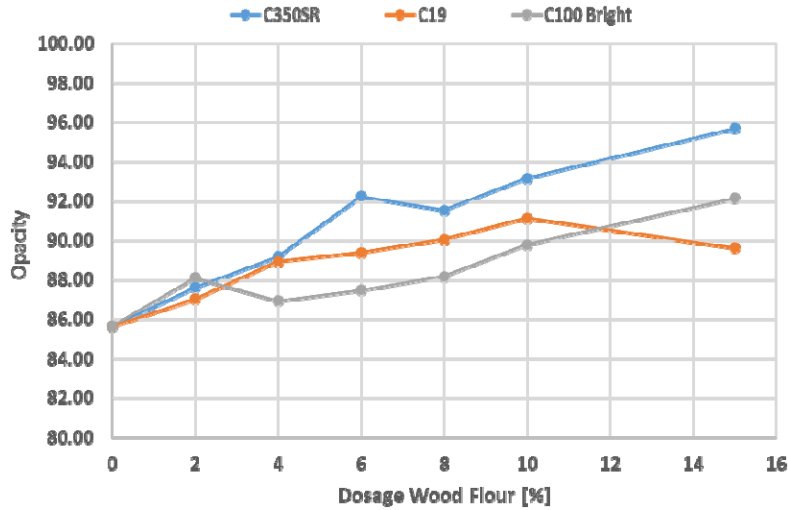
Addition of starch increased the brightness value from 88.51% of the base sheet by up to 4.5% for the bleached WF3 and up to 4% for WF2. WF1 resulted in an up to 2.5- points brightness increase. For all WF, a starch addition of 0.25% resulted in the highest brightness increase. For starch additions of 0.50%, 0.75%, 1.00%, 1.25%, and 1.50%, except for WF1 and WF2 which had a brightness increase of 3.5%-points at a starch addition of 1.5%.



184  
185  
186  
187  
188  
189  
190  
191  
192  
193

**Figure 8: Brightness with starch**

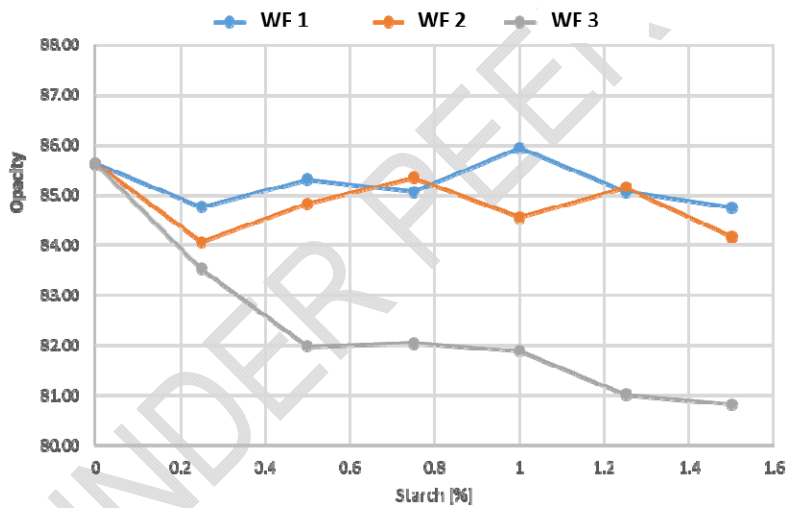
Fig. 9 and Fig. 10 show the opacity value of the manufactured handsheets for different additions of WF1, WF2, and WF3. The opacity value of the base handsheet was 85.64%. A gradually increasing opacity value with increasing WF content can be observed for WF1, WF2, and WF3, with the highest opacity of 95.68% and 92.14% for WF1 and WF3 respectively at the addition of 15%. WF 2 had its highest opacity value at an addition of 10% with an opacity value of 91.13%.



194  
195  
196  
197  
198  
199  
200  
201

**Figure 9: Opacity**

Addition of starch decreased the opacity value from 85.64% of the base sheet by up to 0.9% points for WF1, up to 1.5% points for WF2, and up to 3.2% points for WF3. At a starch addition of 1% WF1 showed a 0.3%-point opacity increase based on the base value of 85.64%.

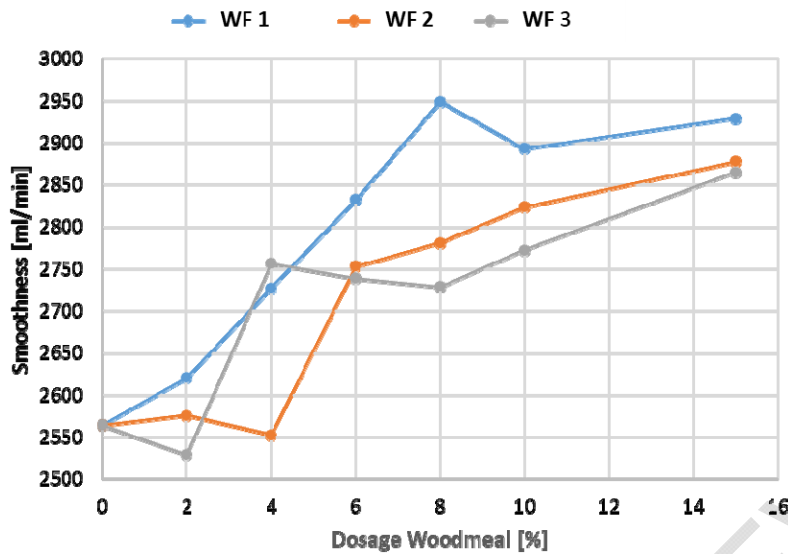


202  
203  
204  
205  
206  
207  
208  
209

**Figure 10: Opacity with starch**

Fig. 11 shows the smoothness of handsheets for WF1, WF2, and WF3. The initial value for smoothness was 2564 ml/min. for the base sheet. Addition of WF1, WF2, and WF3 decrease the smoothness of the paper due to the higher airflow value. WF1 increase up to 385 ml/min. at 8% WF addition, WF2 and WF3 showed an increase of 314 ml/min. and 301ml/min. at 15% WF addition respectively.

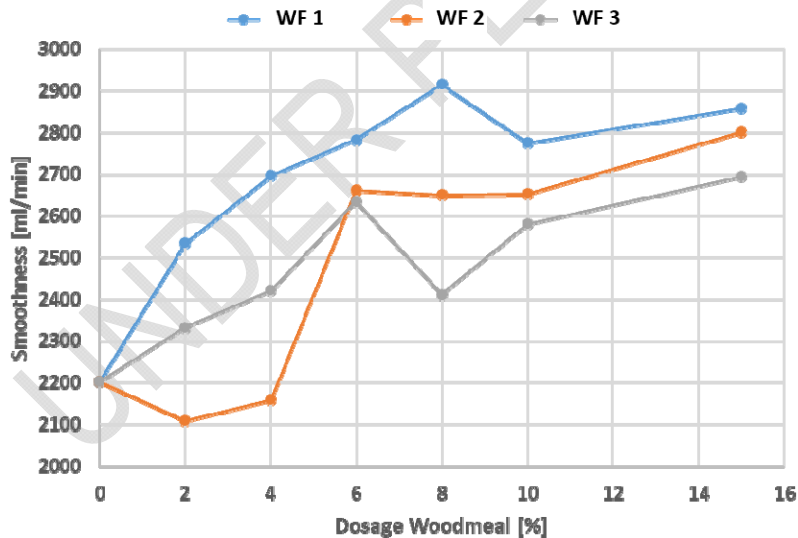




210  
211  
212  
213  
214  
215  
216  
217  
218  
219  
220

**Figure 11: Smoothness without line pressure**

Fig. 12 shows smoothness values with a line pressure of 1.673 kN/m applied to simulate calendaring. The line pressure reduces the airflow and improves smoothness of the manufactured handsheets containing WF. Applying the line pressure reduces airflow by 362 ml/min. to 2202 ml/min. for the base sheet; WF1 had a reduction of 31 ml/min. to 118 ml/min., WF2 a reduction between 77 ml/min. to 447 ml/min, WF3 a reduction of 104 ml/min. to 335 ml/min.

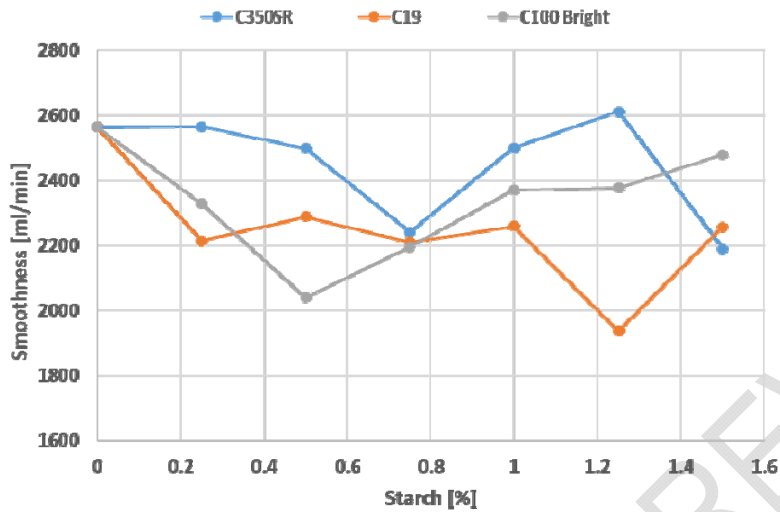


221  
222  
223  
224  
225  
226  
227

**Figure 12: Smoothness with 1.673 kN/m line pressure**

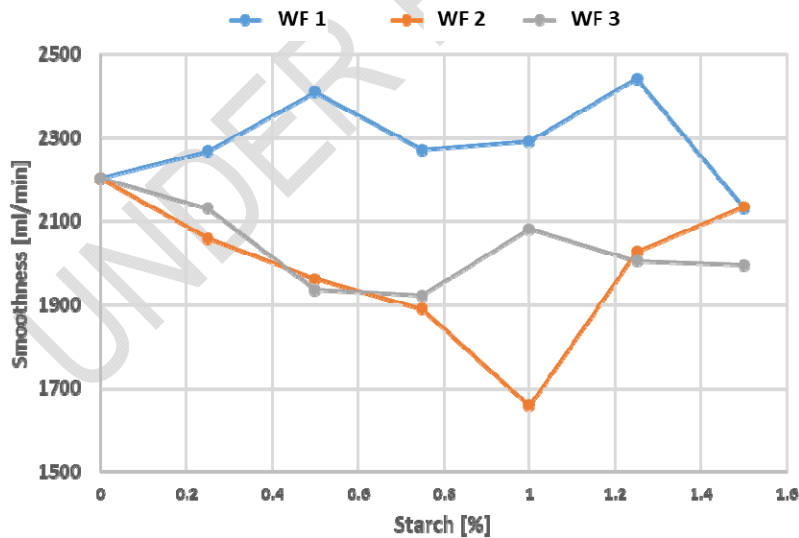
Graphs of Fig. 13 and Fig. 14 show the smoothness value if starch is applied for handsheets containing WF1, WF2, and WF3. The initial value for smoothness was 2564 ml/min. for the base sheet. Addition of starch showed an overall increase of smoothness by reducing the airflow number. WF1 had a maximum decrease below the air flow number of the base sheet

228 of 298 ml/min., WF2 showed a decrease of 600 ml/min., and WF3 showed a 484 ml/min. air  
 229 flow decrease.  
 230



231  
 232 **Figure 13: Smoothness with starch and without line pressure**  
 233

234 Fig. 14 shows smoothness values with a line pressure of 1.673 kN/m to the starch containing  
 235 handsheets to simulate calendaring. The line pressure reduces the airflow and improves  
 236 smoothness of the manufactured handsheets containing WF. Applying the line pressure  
 237 reduces airflow by 362 ml/min. to 2202 ml/min. for the base sheet. WF1 had a reduction of  
 238 up to 298 ml/min., WF2 a reduction of up to 600 ml/min., and WF3 a reduction of up to 484  
 239 ml/min. of air flow.  
 240



241  
 242 **Figure 14: Smoothness with starch and line pressure of 1.673 kN/m**  
 243  
 244

245 **4. CONCLUSION**

246

247

248

249

250

251

252

253

254

255

256

257

258

259

260

261

262

263

264

265

266

267

268

269

270

271

272

273

274

275

276

277

278

279

280

281

282

283

284

285

286

287

288

289

290

291

292

293

294

295

296

297

This handsheet study showed that spruce WF with a particle distribution between 200 µm to 500 µm and bleached and unbleached WF with a particle distribution of 70 µm to 150 µm respectively could have benefits for paper production. WF added at levels of 2%, 4%, 6%, 8% and 15% to a 75 g/m<sup>2</sup> handsheet increases bulk from 2.20 cm<sup>3</sup>/g of the base sheet to a maximum of 2.80 cm<sup>3</sup>/g for the 15% WF addition. Increase of tensile index can be achieved at up to 8% WF addition but is dependent on the WF type used. Maximum tensile index achieved was 24.75 Nm/g based on a base sheet value of 20.05 Nm/g.

Addition of starch has a positive influence on the tensile index, with a maximum value of 41.41 Nm/g at 1% addition. Bulk values decreased with the addition of starch at all levels.

Brightness value of the manufactured handsheets decreased gradually for the unbleached WF. Bleached WF showed a 1%-point increase above the base sheet brightness of 88.51%.

An opacity increase was achieved for all WF addition with the highest opacity value of 95.68% at an addition of 15% WF. Addition of starch can decrease the opacity value of up to 1.5% points.

Addition of WF resulted in a decrease in smoothness by increasing the airflow from the base sheet value of 2564 ml/min by 385 ml/min. at 8% WF addition. Adding a line pressure of 1.673 kN/m to simulate calendering resulted in an improved smoothness by reducing the airflow of up to 447 ml/min. with WF addition.

Addition of starch showed an overall increase of smoothness by reducing the airflow by up to 600 ml/min. based on the WF used. By applying a line pressure of 1.673 kN/m to the starch, containing handsheets, smoothness can be improved by an additional 600 ml/min. in airflow reduction.

271 **7. REFERENCES**

- 272 1. Doelle K, Amaya JJ. Application of calcium carbonate for uncoated digital printing paper
- 273 from 100% eucalyptus pulp. TAPPI Journal. Jan. 2012;11(1):41-49.
- 274 2. Lyon SW, Quesada-Pineda HJ, Crawford SD. Reducing electrical consumption in the
- 275 forest products industry using lean thinking. BioResources. 2014;9(1):1373-1386.
- 276 3. Clemons CM. Wood Flour. In: Xanthos M (ed) Functional fillers for plastics, 2nd ed.
- 277 Wiley-VCH, Weinheim. 2010:269-290
- 278 4. Cunningham JJ. Method for Producing Flour, US Patent No. 1,406,938, patented
- 279 February 14, 1922.
- 280 5. Reineke LH. Wood Flower, U.S. Department of Agriculture, Forest Products Laboratory,
- 281 U.S. Forest Service Research Note FPL-0113. 1966.
- 282 6. Korte K, Ofe S, Hansmann H. Compression, relaxation and swelling behavior of solid
- 283 wood, wood powder and wood-plastic composites (WPC). Holztechnologie.
- 284 2016;57(6):5-11.
- 285 7. Karinkanta A, Ämmälä MI, Jouko N. Fine grinding of wood – Overview from wood
- 286 breakage to applications. Biomass and Bioenergy. 2018;113:31-44.
- 287 8. Hogan US, Akpan GA, Essien OA. Wood Flour Moulding Technology: Implications for
- 288 Technical Education in Nigeria. African Research Review. 2011;5(2): 233-242.
- 289 9. Dongmei Y, Chuanshan Z, Chaojun W, Daiqi W. Wood Powder Used in Paper Making to
- 290 Improve Bulkness. Advanced Materials Research. 2015;550-553:3352-3355
- 291 10. Lee JY, Kim CH, Seo DJ, Lim GB, Kim SY, Park JH, Kim EH. Fundamental study on
- 292 developing wood powder as an additive of paperboard. TAPPI Journal. 2013;13(11):17-
- 293 21.
- 294 11. Sung JY, Kim DS, Lee JY, Seo YB, Im CK, Gwon WO, Kim JD. Application of Conifer
- 295 Leave Powder to Papermaking Process as an Organic filler. Journal of Korea TAPPI.
- 296 2014;46(4):62-68.
- 297

- 298 12. Park, JH, Lee, JY, Kim, CH, Kim EH. Effects of Lignocellulosic Bulk Agents Made from  
299 Agricultural Byproducts on Physical Properties and Drying Energy Consumption of  
300 Duplex Board. *BioResources*. 2015;10(4):7889-7897.
- 301 13. TAPPI T 200 sp-06. Laboratory beating of pulp (Valley beater method).
- 302 14. TAPPI T 205 sp-12. Forming handsheets for physical tests of pulp.
- 303 15. TAPPI T 211 om-02. Ash in wood, pulp, paper and paperboard: combustion at 525°C.
- 304 16. TAPPI T220 sp10. Physical testing of pulp handsheets.
- 305 17. TAPPI T227 om-09. Freeness of pulp (Canadian standard method).
- 306 18. TAPPI T 402 sp-13. Standard conditioning and testing atmospheres for paper, board,  
307 pulp handsheets.
- 308 19. TAPPI T404 cm-92 Tensile breaking strength and elongation of paper and paperboard
- 309 20. TAPPI T 410 om-08. Grammage of Paper and Paperboard (weight per unit area).
- 310 21. TAPPI T 411 om-10. Thickness (caliper) of paper, paperboard, and combined board.
- 311 22. TAPPI T412 om-06. Moisture in pulp, paper and paperboard.
- 312 23. TAPPI T414 om-12. Internal tearing resistance of paper (Elmendorf-type method).
- 313 24. TAPPI T425 om-06. Opacity of paper (15/d geometry, illuminant A/2°, 89% reflectance  
314 backing and paper backing).
- 315 25. TAPPI T 452 om-08. Brightness of pulp, paper and paperboard (directional reflectance  
316 at 457 nm).
- 317 26. TAPPI T494 om-06. Tensile properties of paper and paperboard.
- 318 27. TAPPI T 538 om-08. Roughness of Paper and Paperboard (Sheffield method)
- 319