

Kinetics of Nitrate Removal from Bed Column

ABSTRACT

Abattoir wastewater contains nitrate concentration, which are toxic to the environment when discharged without treatment, adsorption is one of the effective methods for removal of nitrate in abattoir wastewater. The aim of this research work is to study the kinetics of nitrate removal in a packed bed column. The effluent from a waste water treatment plant was treated with crushed bone activated carbon (CBAC) in a packed bed and the adsorption performance of the packed bed for the removal of nitrate from was investigated by varying various parameters such as pH, bed heights and particle size. The results indicate that the adsorption efficiency increased from 67.44% to 88.82% with increase in pH from 2 to 12, increased from 95.57% to 97.08% with increase in bed height from 10cm to 30cm and decreased from 95.58% to 90.54% with increase in particle size from 850 μm to 450 μm . The adsorption kinetics was analyzed using Thomas and Yoon-Nelson kinetic models. For bed heights of 10cm, 20cm and 30cm analyzed using Yoon-nelson model, adsorption time τ was 381.16 min^{-1} , 428 min^{-1} and 464.34 min^{-1} respectively and Yoon-Nelson constant K_{YN} was 0.0037 min^{-1} , 0.0036 min^{-1} and 0.0035 min^{-1} respectively, indicating that as bed height increased, τ increased and K_{YN} decreased. For Thomas model where bed heights of 10cm, 20cm and 30cm were used maximum adsorption capacity q_0 was 311.66 mg/g, 174.84 mg/g and 126.57 mg/g respectively and Thomas constant K_{TH} was 0.0037, 0.0036 and 0.0035 respectively, indicating that as bed height increased q_0 and K_{TH} decreased.

Keyword: Packed bed column, Nitrate removal, Abattoir wastewater, Adsorption.

1. INTRODUCTION

Treatment of abattoir wastewater before discharging to the environment is of prime importance, Abattoir wastewater are known to contain high percentage of nitrate which are not only toxic to human life but also to the water bodies, Nitrate is a nitrogenous compound that are extremely soluble in water and can move easily through soil into the ground water [1,2]. when it is in excess in our drinking water can cause reduction of oxygen capacity of blood, shortness of breath and blueness of skin. Concentration of nitrate above permissible limit is dangerous and poses a serious health threat to expectant woman and can cause Methemoglobinemia (Blue baby Syndrome) in infants as well as a potential risk of stomach cancer in adults [3,1] and one of the main causes of eutrophication in receiving rivers. Adsorption is a widely used as an effective physical method of separation in order to eliminate or lower the concentration of wide range of dissolved pollutants, (organic and inorganic) in an effluent [4]. It can be used for removal of various pollutants from wastewater as it has many advantages over other methods like simplicity, effectiveness and flexibility in terms of adsorbent used and the contact equipment [5]. The performance of a fixed bed column can be described through the concept of breakthrough curve analysis, the time to reach the breakthrough point and the shape of the breakthrough curve are very important characteristics for determining the operation and the dynamic responses of an adsorption column. The substance performing the adsorption (solid, liquid, gas, amorphous) is the adsorbent, the adsorbate is a mixture of substances or solution on which the adsorbent is used. Activated carbon is a big adsorbent that can be used efficiently for removal of nitrate from abattoir wastewater. This research examines the adsorption and removal of nitrate from abattoir wastewater using crushed bone in a packed bed.

1.1 Adsorption Kinetics Models

1.1.1 Thomas model

The Thomas kinetic model (Thomas, 1944) is one of the most general and widely used mathematical model in fixed-bed column studies [6]. The Thomas model is based on the assumption that the adsorption behavior follows Langmuir Kinetics and assumes that the rate driving forces obeys the second-order reversible reaction kinetics [7]. This column performance theory was developed to calculate the maximum solid phase concentration of the solute on an adsorbent and the adsorption rate constant for continuous adsorption process in column studies. The Thomas solution is one of the most general and widely used methods in column performance theory and it is based on the following assumption

- i. Langmuir kinetics of adsorption-desorption
- ii. No axial dispersion which is derived with the assumption that the rate driving force obeys second-order reversible reaction kinetics.
- iii. A constant separation factors.
- iv. It is applicable to either favourable or unfavorable isotherms.

The linearized form of the Thomas model for an adsorption column is as follows [8].

$$\ln\left(\frac{C_0}{C_1} - 1\right) = \frac{K_T q_0 M}{Q} - \frac{K_T C_0}{Q} (v) \quad (1)$$

$$\frac{V}{Q} = \frac{mL}{mL} x \quad (2)$$

$$\frac{V}{Q} = t \quad (3)$$

$$\ln\left(\frac{C_0}{C_1} - 1\right) = \frac{K_T C_0 M}{Q} - K_T C_0 t \quad (4)$$

Where; K_T = Thomas rate constant ($mL \text{ } mg^{-1} \text{ } min^{-1}$).

q_0 = the maximum adsorption capacity (mg/g).

M = the total mass of the adsorbent

V = the throughput volume (mL).

Q = feed flow ($mL \text{ } min^{-1}$).

The values of K and q_0 can be calculated from the slope and intercept of the linear graph between $\ln\left(\frac{C_0}{C_1} - 1\right)$ vs t at different inlet concentration, flow rate and bed heights. The main weakness of the Thomas model is that its derivation is based on second order reaction kinetics [9]. Adsorption is usually not limited by chemical reaction kinetics but is often controlled by interphase mass transfer [9].

1.1.2 Yoon-Nelson model

The model was developed by Yoon and Nelson in 1984 to describe the adsorption breakthrough curves. The Yoon-Nelson model was derived based on the assumption that the rate of decrease in the probability of adsorption for each adsorbate molecule is proportional to the probability of adsorbate adsorption and the probability of adsorbate breakthrough on the adsorbent. It is a simple model that requires no detailed data concerning the type of the adsorbent and the physical properties of the adsorption bed [10]. The linearized model for a single component system is expressed as

$$\ln\left(\frac{C_i}{C_0-C_i}\right) = K_{YN}t - TK_{YN} \quad (5)$$

τ = the time required for 50% adsorbate breakthrough (min) and

T = the breakthrough time (min).

The values of K_{YN} and τ can be calculated from a plot of $\ln\left(\frac{C_i}{C_0-C_i}\right)$ vs t at different inlet concentration flow rates and bed heights.

2. MATERIALS AND METHODS

2.1 Preparation, Carbonization and Activation of Activated Carbon

The animal bone sample was collected from Kwata Abattoir located close to Udoka Housing estate and was washed with deionized water to remove sand, dirt and flesh before being sundried. The sample was carbonized at Scientific Equipment Development Institute located at Enugu by charging into an automated muffle furnace and heated at temperature of 700 °C for 2hours in the absence of air before transfer into a desiccator. The carbonized bone was activated at Chemical Engineering laboratory by crushing in a mortal, washed and was soaked with orthophosphoric acid for 24hours for purification and enhancement of surface area, then the acid was filtered off and crushed carbon washed several times with distilled water until pH 6-7 was achieved on the surface of the sample and. The product was sundried and stored in an air tight polythene bag.

2.2 Packed bed study

The fixed bed column studies were carried out using a glass adsorption column of 30 mm internal diameter and length of 600 mm. Glass fiber nets were placed at the bottom of the column to prevent the adsorbent from leaching into and clogging the drainage while the nets were placed on top of the column to increase the distribution of the solution onto the adsorbent surface and maintain a constant flow rate. The activated carbon was grounded and sieve into different particles size of 450 μm , 600 μm and 800 μm . and was packed in the column with a layer of glass wool at the bottom. Bed height of 10cm, 20cm and 30cm was measured before the test in order to monitor the variation caused by the bed height. Distilled water was passed through the column in order to remove the impurities from the adsorbent. The tank containing the effluent from the maturation pond was placed at a higher elevation so that the treated abattoir wastewater could be introduced into the column by gravitational flow. The first tank delivers the effluent from maturation pond to the second tank at a constant flow rate. The second tank is equipped with a pipe to help maintain a constant wastewater level in the tank in order to avoid fluctuation of the flow rate of the wastewater being delivered to the column. The effluent samples were collected at specified intervals and analyzed for the Nitrate concentration and the Column studies were terminated when the column reached exhaustion.

2.2.1 Effect of pH on nitrate removal

The effect of pH for the adsorption of nitrate onto cow bone activated carbon (CBAC) was studied by varying the pH of 2, 4, 6, 8, 10 and 12 while maintaining a constant adsorption bed height of 30cm and flow rate of 10ml min⁻¹.

2.2.2 Effect of activated carbon bed height on breakthrough curve for nitrate removal

The effect of bed height was carried out at different bed height of 10cm, 20cm and 30cm representing 12.23 g, 24.48 g and 36.60 g respectively. This was to obtain the height required for optimal nitrate removal.

2.2.3 Effects of activated carbon particle size on nitrate removal

To examine the effect of particle size at different retention times, the initial solute concentration of nitrate, bed height of 30cm and flow rate of 10ml min⁻¹ were kept constant, while the particle size range of CBAC was varied from 450 μm , 600 μm to 850 μm .

3. RESULTS AND CONCLUSION

3.1 Packed bed study

3.1.1 Effect of pH on nitrate removal

The effect of pH on removal of nitrate by CBAC was found to be significant as shown in Figure 1. It was observed that when the pH value was 2 during the 10 days HRT, the concentration of nitrate in an effluent was reduced from 8.14 to 2.65 mg/l representing 67.44% removal efficiencies. When the pH value was increased to 4, the nitrate was reduced to 2.35 mg/l representing 71.13% removal efficiency, at pH value of 6, the nitrate removal was 1.83 mg/l representing 77.52% removal efficiency. When the value of pH was increased to 8 the nitrate was further reduced to 1.19 mg/l representing 85.38% removal efficiency. The highest nitrate reduction was recorded when the pH value was increased to 10, the nitrate concentration was reduced to 0.89 representing 89.07%. It was observed that when pH value was further increased to 12, there was no significant nitrate reduction. This is similar to the result obtained by (11) and can be attributed to the sorption rate which is lower in acidic ranges. At low pH, there is electrostatic repulsion resulting to lower rate of adsorption due to high positive charge density, with increase pH, electrostatic repulsion decreases due to reduction of positive charge density on the sorption sites of adsorbent resulting in increase in rate of adsorption (12).

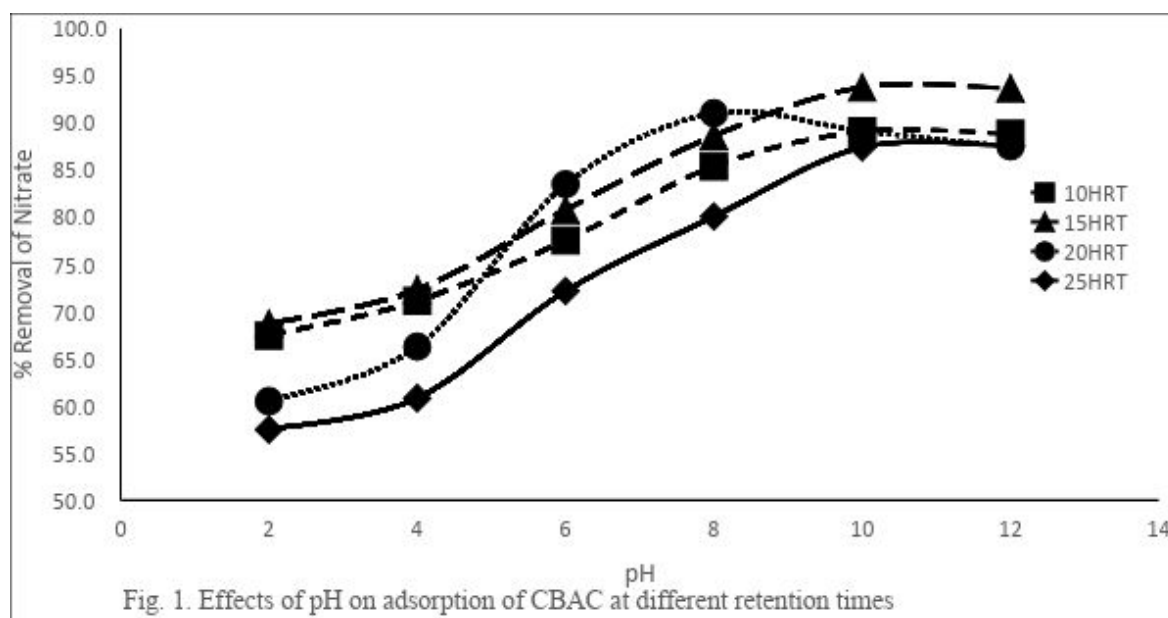
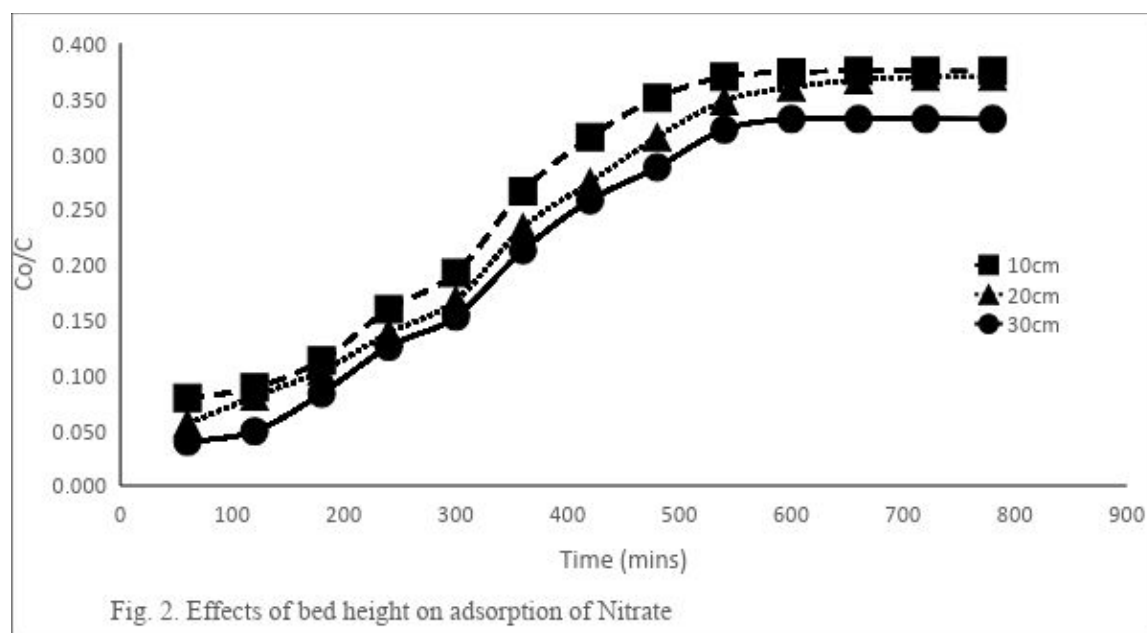


Fig. 1. Effects of pH on adsorption of CBAC at different retention times

3.1.2 Effect of bed height on CBAC adsorption of nitrate

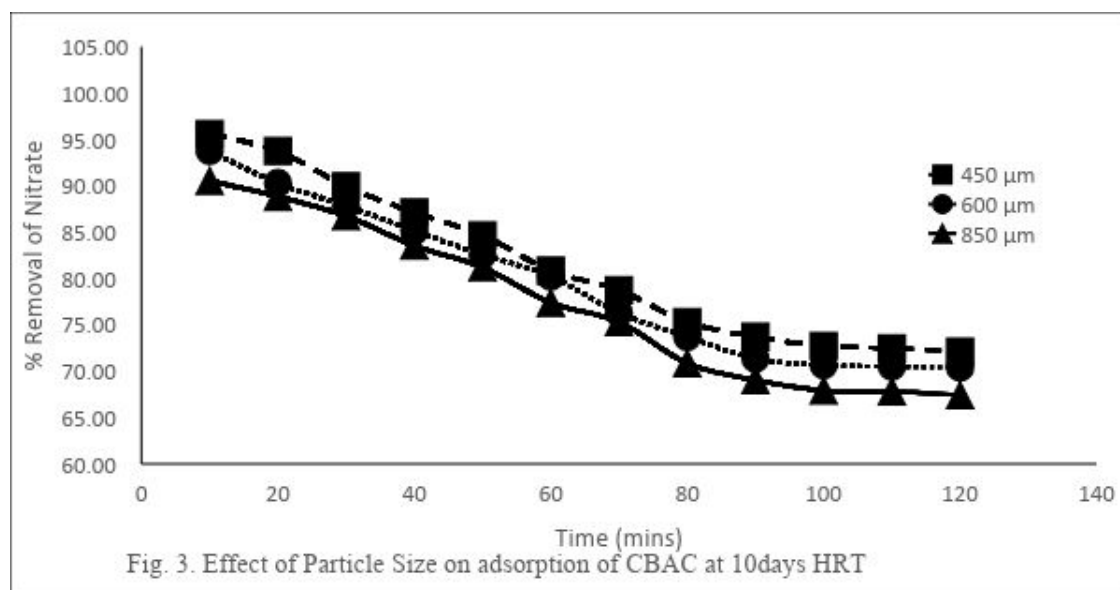
The effect of bed height on crush bone activated carbon adsorption of nitrate was presented in Figure 2. The nitrate adsorption in the fixed bed column exhibited a positive relationship with the quantity of adsorbent in the column, showing that with increase in the bed height, the quantity of nitrate removed from abattoir wastewater effluent increased [13;14]. This can be attributed to the increase in the amount of adsorbent which provided more number of adsorption sites for the adsorption process to proceed. The increase in bed height increases the mass transfer zone. The mass transfer zone in a column moves from the entrance of the bed and proceeds towards the exit. Hence for the same influent concentration and fixed bed system, an increase in bed height would create a longer distance for the mass transfer zone to reach the exit subsequently resulting in extended breakthrough time. For a higher bed height, the increase of adsorbent mass would provide a larger surface area leading to an increase in the volume of the treated solution. Adsorption column was saturated in less time for smaller column heights than for

bigger heights. Smaller column heights correspond to less amount of adsorbent which means reduced capacity for the column to adsorb nitrate from wastewater the breakthrough and exhaustion time increased with increasing the bed height [15]. As the bed height increased abattoir wastewater from maturation pond had more time to contact with adsorbent. It was also observed that the maximum nitrate removal occurred at initial stage of the experiments, after some period of time, the nitrate removal decreased which might be due to non-availability of sorbent site for the sorption to occur.



3.1.3 Effects of particle size on CBAC adsorption of nitrate

Column adsorption experiments were carried out for the removal of nitrate using three particle sizes 450 μm , 600 μm and 850 μm . Figures 3. shows the plots of percentage removal of nitrate against time at different particle size. From the above findings, it was observed that nitrate removal efficiency increased with decreasing particle sizes. The removal efficiency increasing with decreasing particle size was probably due to the fact that, with the reduction in particle size, the surface areas of the adsorbents were increased [16]. which provide greater number of sites for adsorption [11]. The increase in nitrate removal was mainly due to the utilization of available active sites provided by the larger surface area [17].



3.2 Column Adsorption Kinetic

3.2.1 Thomas kinetic model

A linear plot of $\ln \left[\left(\frac{C_0}{C_t} \right) - 1 \right]$ against time (t) was employed to determine the Thomas parameters, that's the rate constant (K_{TH}), adsorption capacity (q_e) and the correlation coefficient value (R^2), in which the various experimental conditions for column adsorption of NO_3 onto CBAC was conducted. The determined coefficient and relative constants were obtained using linear regression analysis and the results are listed in Table 1.

From Table 1, the Thomas rate constant K_{TH} and equilibrium sorption capacity q_0 values decreased with increased in bed height. [18;19] reported a similar finding for Thomas model applied to the removal of Acid blue 92 and Basic red 29 using non-conventional adsorbents.

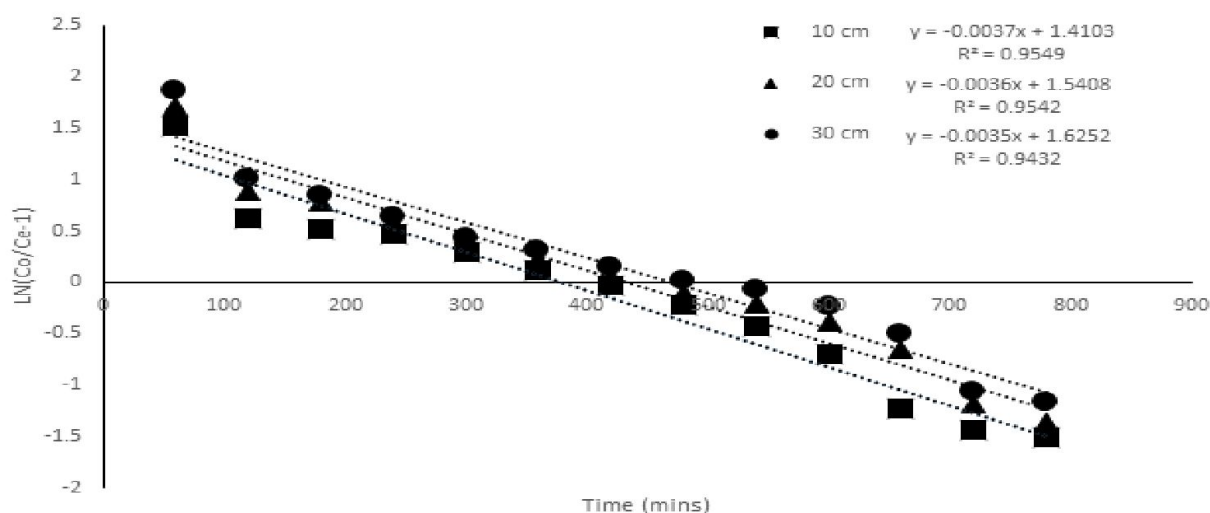


Fig.6: Thomas plot for adsorption of NO_3^- on CBAC (Bed height)

Table 1: Calculated Column Kinetics Parameter for NO_3^- Adsorption on CBAC

Thomas	10 cm	20 cm	30 cm
K_T (ml/min/mg)	0.0037	0.0036	0.0035
q^0 (mg/g)	311.661	174.84	126.87
R^2	0.9549	0.9542	0.9432

3.2.1 Yoon Nelson kinetics model

Yoon-Nelson model was applied to the experimental data with varying bed heights. A linear regression analysis was used to analyze each set of data. A linear plot of $\ln \left[\frac{C_o}{C_o - C_i} \right]$ against sampling time (t) was employed to determine the Yoon-Nelson model parameters.

A simple theoretical model developed by Yoon-Nelson was applied to investigate the breakthrough behavior of NO_3^- on CBAC, the rate constant and the time required for 50% adsorbate breakthrough could be predicated by the values of Yoon-Nelson constant K_{YN} and adsorption time τ . The values of K_{YN} and τ are listed in Table 2 and was obtained from the linearized Yoon-Nelson equation. It was observed that as the bed volume increased, the values of τ increased while the value of K_{YN} decreased [20;21;17;22]. This can be attributed to the fact that at higher bed height, the adsorbate molecules have more time to travel through the column.

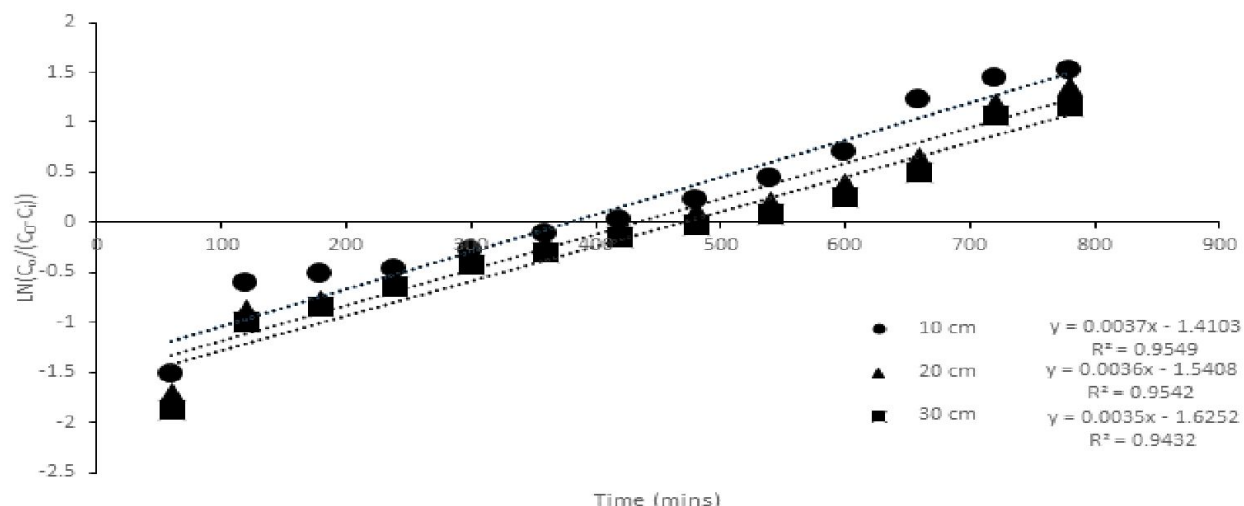


Fig. 7 : Yoon and Nelson kinetic plot for adsorption of NO_3^- on CBAC (Bed height)

Table 2: Calculated Column Kinetics Parameter for NO_3^- Adsorption on CBAC

Yoon and Nelson	10 cm	20 cm	30 cm
$K_{YN} (\text{min}^{-1})$	0.0037	0.0036	0.0035
$\tau (\text{min}^{-1})$	381.16	428	464.34
R^2	0.9432	0.9542	0.9549

4. CONCLUSION

The effect of particle size on adsorption of NO_3^- unto CBAC shows that the removal efficiency increased as the particle size decreased and the nitrate removal was increased with increased in bed height, due to the availability of a greater number of sorption sites. At lower bed height nitrate ions don't have enough time to adsorbed on adsorbent, this is probably due to the fact that with the decreased particle size the surface area of the adsorbent increased. For the adsorption kinetics using Thomas and Yoon and Nelson kinetic models, a bed height of 10cm, 20cm and 30cm analyzed using Yoon-nelson model, τ was 381.16 min^{-1} , 428 min^{-1} and 464.34 min^{-1} and K_{YN} was 0.0037 min^{-1} , 0.0036 min^{-1} and 0.0035 min^{-1} , indicating that as bed height increased, τ increased and K_{YN} decreased while for Thomas model where bed heights of 10cm, 20cm and 30cm were also used q_0 was 311.66 mg/g , 174.84 mg/g and 126.57 mg/g and K_{TH} was 0.0037 , 0.0036 and 0.0035 , indicating that as bed height increased q_0 and K_{TH} also decreased.

REFERENCES

1. Ubwa ST, Atoo GH, Offem JO, Abah J, Asemave K. An Assessment of surface water pollution status around Gboko abattoir. African Journal of Pure and Applied Chemistry. 2013;7(3):131-13.
2. Jiban SM, Biswas MK, Anamika S, Suneel D, Akoikar AB. Slaughterhouse in uttar pradesh with hygienic environmental studies research. 2016;4(1):9-18.
3. Chukwu O, Adeoye PA, Chidiebere J. Abattoir waste generation, management and the environment. A case study of Minna, North central. Nigeria International Journal of Biosciences. 2011;1(6):100-109.
4. Mohammed-Khah A, Ansari R. Activated charcoal: preparation, characteristics and application. A review article, International Journal of ChemTech Research. 2009;1(4):859-864.
5. Sunil JK. Modeling of adsorption columns for wastewater treatment: A review. International Journal of Innovation Research in Engineering, Multidisciplinary Physical Science. 2014;2(2):7-11.

6. Chiavola A, D'Amato E, Baciocchi R. Ion exchange treatment of groundwater contaminated by arsenic in the presence of sulphate. breakthrough experiments and modeling. *Water Air Soil Pollution*. 2012; 223:2373–2386. doi:10.1007/s11270-011-1031-2
7. Saad DM, Cukrowska E, Tutu H. Column adsorption studies for the removal of U by phosphonated cross-linked polyethyleneimine: Modelling at Optimization. *Applied Water Science*. 2015; 5:57-63.
8. Kavak D, Ozturk N. Adsorption of boron from aqueous solution by sepiolite 11 column studies 11. *Illusirararasi Bor. Sempozyumu*. 2004; 23-25. 495-500.
9. El Qada EN, Abdelghany EA, Magdy YH. Utilization of activated carbon for the removal of basic dyes in fixed bed microcolumn. *International Journal of Energy and Environment*. 2013; 4(5):815-824.
10. Chowdhury Z, Zain S, Rashidi A, Rafique R, Khalid K. Breakthrough curve analysis for column dynamics sorption of Mn(II) ions from wastewater by using mongostana garcinia peel-based granular-activated carbon. *Journal of Chemical* 2013. doi:10.1155/2013/959761.
11. Rahman MA, Amin SMR, Alam AMS. (2012). Removal of methylene blue from wastewater using activated carbon prepared from rice husk. *Journal of Science*. 2012; 60(2):185-189.
12. Bhattacharya AK, Mandal SN, Das SK. Adsorption of ZN(II) from aqueous solution by using different adsorbents. *Chemical Engineering Journal*. 2016; 123:43-51.
13. Hasfalina CBM, Christopher OA, Chin XJ. Coconut husk adsorbent for the removal of methylene blue dye from wastewater. *BioResources* 2015; 10(2):2859-2872.
14. Nwabanne JT, Igbokwe PK. Kinetic modelling of heavy metals adsorption on fixed bed column. *International Journal Environmental Res*. 2012; 6(4):945-952.
15. Patel H, Vashi RT. Characterization and column adsorption treatment for COD and color removal using activated neem leaf powder from textile wastewater. *Journal of Urban and Environmental Engineering*. 2015; 9(1):45-53.
16. Phadtare MJ, Patil ST. Removal of heavy metal from industrial wastewater. *International Journal of Advanced Engineering Research and Studies*. 2015 E-ISSN 2249-8974.
17. Kulkarni SJ, Kaware JP. Groundnut shell adsorbent in packed bed for cadmium removal modeling for breakthrough curve SSRG. *International Journal of Chemical Engineering Research*. 2014; 2(1):1-6.
18. Sivakumar P, Palanisamy PN. Packed bed column studies for the removal of acid blue 92 and Basic Red 29 using non-conventional adsorbent. *Indian Journal of Chemical Technology*. 2009; 16:301-307.
19. Chafi M, Akazdam S, Asrir C, Sebbahi GB, Barka N, Essahli M. Continuous fixed bed reactor application for decolourization of textile effluent by adsorption on NaOH treated eggshell. *World academy of science engineering and technology. International Journal of Chemical, Molecular, Nuclear, Material and Metallurgical Engineering*. 2015; 9(10):1189-1195.
20. Han R, Wang Y, Zhao X, Wang Y, Xie F, Cheng J, Tang M. Adsorption of methylene blue by a phoenix tree leaf powder in a fixed bed column. *Experiments and prediction of breakthrough curve, Desalination*. 2009; 245:284-297.
21. Ghribi A, Chlendi M. Modeling of fixed bed adsorption. Application to the adsorption of organic dye. *Asian Journal of Textile*. 2011; 1:161-171.
22. Kulkarni SJ, Kaware JP. Packed bed adsorption column modelling for cadmium removal. *International Journal of Thermal and Environmental Engineering*. 2015; 8(2):75-82.