

## Original Research Article

### SCREENING OF ANTIMICROBIAL ACTIVITY OF VARIOUS EXTRACTS OF THE STEM JUSTICIA GENDARUSSA

#### Abstract

##### Objective:

The present study was designed to check *in-vitro* efficacy of Antibacterial and antifungal activity of Aqueous and Hexane extracts of stem of *Justicia gendarussa* against selected bacterial and fungal strains. *Justicia gendarussa*, belonging to the family Acanthaceae, commonly known as ‘vatham kolli’ was used in treatment of bronchitis, inflammation, eye diseases, ear ache, vaginal discharges, rheumatism, dysentery, eczema and jaundice.

##### Methodology:

Hexane and aqueous extracts of *Justicia gendarussa* was used for antimicrobial screening. Antibacterial activity was tested against two human pathogenic bacterial strains *Escherichia coli*, *Staphylococcus aureus* while antifungal activity was tested against one human pathogenic fungal strain i.e. *Candida albicans*. Anti-bacterial and antifungal activities of *Justicia gendarussa* extract was carried out by using disc diffusion method.

##### Results:

Aqueous extract of *Justicia gendarussa* showed the largest zone of inhibition (5mm) against *Escherichia coli*, at 50µgm/ml and 3mm zone of inhibition against *S.aures*, at 50µgm/ml. Hexane extract does not showing activity against to human pathogenic *E. coli* and *S.aures*, at 50µgm/ml. Aqueous extract has shown more potent antibacterial activity against *Escherichia coli*. Aqueous extract was found to be more effective against human pathogenic fungus *Candida albicans* than hexane extract and standard drug. The zone of inhibition of Aqueous extract was 11mm and the zone of inhibition of hexane extract was 7mm and standard only 2 mm. The phytochemical screening demonstrated the presence of different types of compounds like terpenoids, tannins, and flavonoids which may contribute for the anti-microbial action of this plant,

**Conclusions:** These findings provide scientific evidence of traditional use of *Justicia gendarussa* and also indicate the potential of this plant for the development of antimicrobial agents.

**Key words:** *Justicia gendarussa*, Antibacterial activity, Antifungal activity, *Escherichia coli*, *Staphylococcus aureus*, *Candida albicans*,

## INTRODUCTION:

Herbals have a great potential for producing of new drugs for the benefits of mankind. There are many approaches to search for biologically active principles in plants.<sup>1</sup> Medicinal plants are abundant source of antimicrobial molecules. A wide range of medicinal plants extracts are used to treat several infections as they have potential antimicrobial activity. Some of these bioactive molecules are screened and traded in market as raw material for many herbal industries<sup>2</sup>. Experts turned their concentration back towards obtaining advantages from medicinal plants after observing more side effects of synthetic drugs compared to their benefits<sup>3</sup>.

It is estimated that about 35,000 to 70,000 plants species are used as medicinal plants out of 422127 reported worldwide plant species<sup>4</sup>. In the worldwide as well as in the developing countries, the most human died due to infectious bacterial diseases.<sup>5</sup> The bacterial organisms including Gram positive and Gram negative like different species of *Bacillus*, *Staphylococcus*, *Salmonella* and *Pseudomonas* are the main source to cause severe infections in humans. Because these organisms have the ability to survive in harsh condition due to their multiple environmental habitats.<sup>6</sup> the synthetic antibiotics have the following limitation: Firstly, these are costly and are out of range from the patient belonging to developing countries. Secondly, with the passage of time microorganism develop resistance against antibiotics. Therefore, after some time these antibiotics are not effective against the microbes.<sup>7-8</sup> Furthermore, the antibiotics may be associated with adverse effects on the host, including hypersensitivity, immune suppression, and also allergic reactions. On the other hand, natural products have got incredible success in serving as a guidepost for new antibacterial drug discovery. Moreover, antibiotics obtained in this way have biological friendliness nature.<sup>9-10</sup> As is well known that the bioactive plant extracts is a promising source of majority of drugs.<sup>11</sup> For example, Quinine (*Cinchona*) and berberine (*Berberis*) are the antibiotics obtained from plants which are highly effective against microbes (*Staphylococcus aureus*, *Escherichia coli*).<sup>12</sup> In India, a vast diversity of bioactive plants grown naturally. *Justicia gendarussa* Burm, belonging to the family Acanthaceae, commonly known as ‘vatham kolli’. Traditionally this plant was used in treatment of bronchitis, inflammation, eye diseases, ear ache, vaginal discharges, rheumatism, dysentery, eczema and jaundice.<sup>13</sup> The present study was designed to check *in-vitro* efficacy of *Justicia gendarussa* stem extracts against selected bacterial and fungal strains.

## Materials and Methods

### Collection and authentication:

*Justicia gendarussa* Burm was collected from Vellapara, Palakkad, Kerala, India. The plant was identified and authenticated by the taxonomist Dr Kanakamany.M.T professor and Head, Office of AICRP on Medicinal and Aromatic Plants, Thrissur, Kerala. The authenticated specimen was deposited in the Department of Pharmacognosy, Sanjo College of Pharmaceutical studies,

Comment [DB1]: empty spaces

Comment [DB2]: This phrase is repeated (In abstract)

Palakkad, the authentication specimen number is SCOPS/P.COG/004/2019. The Plant parts were separated.

The stem was broken into small pieces and was dried in room temperature for 2 months. Dried specimen was powdered using mechanical grinder and passed through 60 mesh sieve to get the powder of desired coarseness. Powdered material was preserved in an air tight container.

#### **Extraction of Plant material**

The extract was prepared by weighing 1kg of the dried powdered stem was subjected to hot successive continuous extraction with different solvents as per the polarity, petroleum ether, benzene, Hexane, chloroform, ethanol and finally with aqueous.

The extracts were filtered in each step using Whatman filter paper. The filtrate was concentrated using a rotary evaporator at low temperature (40-45°C) and pressure. These extracts used for screening of antimicrobial activity.

#### **Methods**<sup>14-18</sup>

##### **Strain, Culture media and Sterile discs**

*Justicia gendarussa* Burm stem aqueous and hexane extracts were conducted for anti-bacterial and antifungal activity against to *Escherichia coli*, *Staphylococcus aureus* and *Candida albicans*.

Microbial cultures procured from government medical college from Tiruchirappalli, Tamil Nadu. Media used for microbial test was potato dextrose agar and Muller-Hinton agar media obtained from Himedia Pvt. Bombay, India. Sterile discs used for antimicrobial activity procured from Himedia Pvt. Bombay, India.

##### **Antibacterial activity**

Antibacterial activity of Aqueous and hexane extracts was studied by using disc diffusion method. *Escherichia coli*, *Staphylococcus aureus*, inoculums were prepared by using nutrient broth media. Double strength sterile Mueller hinton agar media were prepared by autoclaving 7.6 gm in 100ml. Inoculate the test microorganisms on the Mueller hinton agar plates by using sterile cotton swabs. Aqueous and hexane extracts of *Justicia gendarussa* stem were placed on sterile discs. Discs were dried aseptically under laminar air flow to remove solvents. Dried discs are placed on the surface of culture inoculated Mueller hinton agar plates and plates were incubated at 37°C for 24 hr. Antibacterial activity was evaluated by using himedia zone reader.

##### **Antifungal activity**

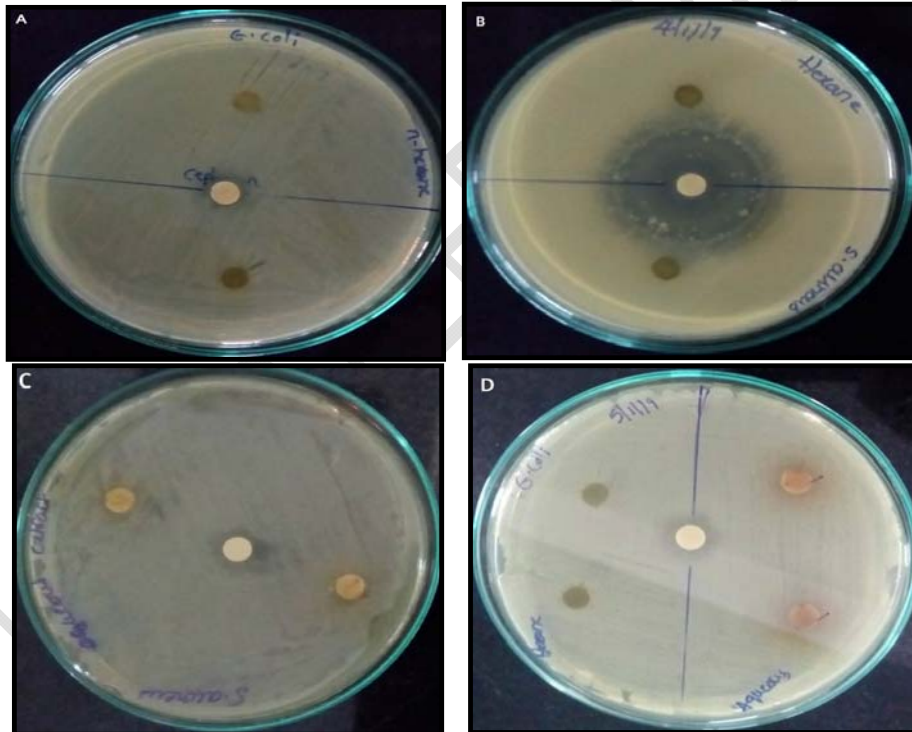
Antifungal activity of *Justicia gendarussa* stem aqueous and hexane extracts were studied by using disc diffusion method. *Candida albicans*, inoculum was prepared by using potato dextrose broth. Potato dextrose agar media were prepared by autoclaving 3.9 gm in 100ml. Inoculate the test microorganisms on the Potato dextrose agar plates by using sterile cotton swabs. Aqueous and hexane extracts of *Justicia gendarussa* Burm stem were placed on sterile discs. Discs were dried aseptically under laminar air flow to remove solvent. Dried discs are placed on the surface of culture inoculated potato dextrose agar plates and plates were incubated at room temperature for 48hr. Antifungal activity was evaluated by using himedia zone reader.

**Results:**

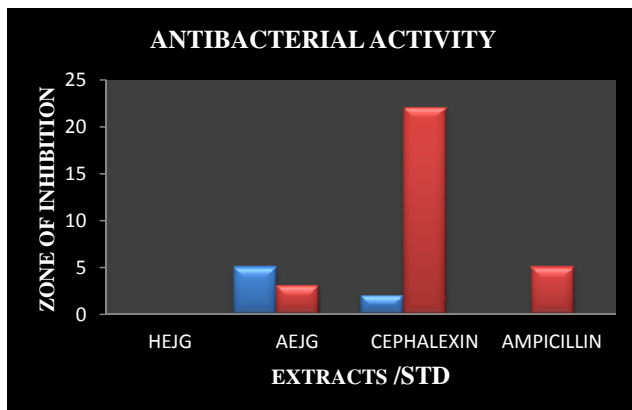
**Table 1 Antibacterial activity of *Justicia gendarussa* stem**

S.NO	Extract/Standard drug	Zone of Inhibition (mm)	
		<i>Escherichia coli</i> (n=6)	<i>Staphylococcus aureus</i> (n=6)
1	Hexane	R	R
2	Aqueous	5±5	3±5
3	Cephalexin	2±5	22±5
4	Ampicillin	-	5±5

**Figure 1- Antibacterial activity of *Justicia gendarussa***



**A:** Hexane extracts not showing activity against to human pathogenic *E. coli*. **B:** Hexane extracts not showing significant activity against to human pathogenic *Staphylococcus aureus*. **C:** Aqueous extract showing activity against to human pathogenic *Staphylococcus aureus*. **D:** Aqueous extract showing activity against to human pathogenic *E. coli*



The results (Table 1) illustrated that aqueous extract of *Justicia gendarussa* showed the largest zone of inhibition 5mm against *Escherichia coli*, at 50µgm/ml and 3mm zone of inhibition against *S.aures*, at 50µgm/ml. Hexane extract does not showing antibacterial activity against to human pathogenic bacteria's like *E. coli* and *S.aures*, at 50µgm/ml. Aqueous extract has shown more potent antibacterial activity against *Escherichia coli*. The phytochemical screening demonstrated the presence of different types of compounds like terpenoids, tannins, and flavonoids which may contribute for the anti-bacterial action of this plant,

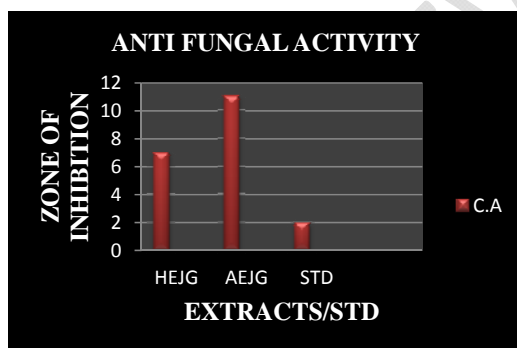
#### Antifungal activity of *Justicia gendarussa* stem

Antifungal activity of aqueous and hexane extracts was studied by using disc diffusion method.

**Table 2 Antifungal activity of *Justicia gendarussa* stem**

S.NO	Extract/Standard drug	Zone of Inhibition (mm)
		<i>Candida albicans</i> (n=6)
1	Aqueous	11±5
2	Hexane	7±5
3	Clotrimazole	2±5

**Figure 2-Antifungal activity of *Justicia gendarussa* stem**



The above results clearly demonstrates that aqueous extract had more potent antifungal activity against *Candida albicans* than hexane extract of *Justicia gendarussa* and STD. The zone of inhibition of Aqueous extract was 11mm and the zone of inhibition of hexane extract was 7 mm and standard only 2 mm. The phytochemical screening demonstrated the presence of different types of compounds like terpenoids, tannins, and flavonoids which may contribute for the antifungal action of this plant,

#### **Discussion**

In recent times there has been considerable significance in the use of plant material as an unconventional method to control pathogenic microorganism (Aqil *et. al.*, 2005) and many components of plants products have been shown to be particularly targeted against resistant pathogenic bacteria (Nostro *et. al.*, 2006). The appearance of multi drug resistant strain of many pathogens is a severe threat and makes chemotherapy more difficult. Furthermore, the current price of most of the chemotherapeutic agents is intolerable to the public particularly in developing countries like India (Gopalakrishna Sarala *et. al.*, 2010). Therefore attempts must be directed towards the development of effective natural, non-toxic drug for treatment. Therefore the present work was carried out to explore the antimicrobial property of *Justicia gendarussa*

The aqueous extract of *Justicia gendarussa* stem showed the activity against *Escherichia coli*, and *S.aures*. The plant based products have been effectively proven for their utilization as source for antimicrobial compounds.. Aqueous extract was more effective against fungus *Candida albicans* than hexane extract and STD.

### Conclusion

It is concluded that this study would lead to the establishment of some valuable compound that has to be used to formulate new different and more potent antimicrobial drugs of natural origin. Further studies are needed to identify the biologically active compounds and to evaluate the efficiency of the compound against pathogenic microorganisms associated with various human diseases.

### Bibliography:

- 1) Parekh J, Chandren S. In vitro antimicrobial activities of extracts of *Launaea procumbens* Roxb (Labiatae). *Afr J Biomed Res* 2006; 9: 89-93
- 2) Uniyal SK, Singh KN, Jomwal P, Lal B. Traditional use of medicinal plants among the tribal communities of Chota Bengal, Western Himalaya. *J Ethnobiol Ethnomed* 2006; 2: 1-14.
- 3) Renisheya Joy Jeba Malar T et al. Antibacterial activity of ethanolic extracts of selected medicinal plants against human pathogens, *Asian Pacific Journal of Tropical Biomedicine* (2011) S76-S78.
- 4) Riaz *Bushra et al* Neuropharmacological screening of the *iyengaria stellata* revealed its memory. boosting, anxiolytic and antidepressant effects, *International research journal of pharmacy* 2012, 3 (10). 90.
- 5) Yamin Bibi, Sobia Nisa, Fayyaz M et al Antibacterial activity of some selected medicinal plants of Pakistan *BMC Complementary and Alternative Medicine* Jun 30, 2011
- 6) Nathan C: Antibiotics at the crossroads. *Nature*. 2004, 431: 899-902.
- 7) Ahameethunisa Ar, Hoper W: Antibacterial activity of *Artemisia nilagirica* leaf extract against clinical and phytopathogenic bacteria. *BMC Complementry and Alternative Medicines*. 2010, 10: 6-10.
- 8) Walsh FM, Amyes SGB: Microbiology and drug resistance mechanisms of fully resistant pathogens. *Curr Opin Micro*. 2004, 7: 439-444
- 9) Alder JD: Daptomycin, a new drug class for the treatment of Gram-positive infections. *Drugs Today*. 2005, 41(2) 81
- 10) Walsh C: Where will new antibiotics come from?. *Nat Reviews Micro*. 2003, 1: 65-70
- 11) Koehn FE, Carter GT: The evolving role of natural products in drug discovery. *Nat Rev Drug Discov*. 2005, 4: 206-220.
- 12) Bibi Y, Nisa S, Waheed A, Zia M, Sarwar S, Ahmed S, Chaudhary MF: Evaluation of *Viburnum foetens* for anticancer and antibacterial potential and phytochemical analysis. *Afri J Biotechnol*. 2010, 9: 5611-5615.
- 13) Kavitha.K et al. *Journal of Pharmacy Research* 2014,8(7),990-997

14) Ashraf A. Mostafa, Abdulaziz A. Al-Askar, Khalid S. Almaary, Turki M. Dawoud, Essam N. Sholkamy Marwah M. Bakri. Antimicrobial activity of some plant extracts against bacterial strains causing food poisoning diseases. *Saudi Journal of Biological Sciences*. 2018: 25: 361–366.

15) Cedric F.TchindaIgor K.VoukengVeronique P.BengVictorKueté. Antibacterial activities of the methanol extracts of *Albizia adianthifolia*, *Alchornea laxiflora*, *Laportea ovalifolia* and three other Cameroonian plants against multi-drug resistant Gram-negative bacteria. *Saudi Journal of Biological Sciences*. 2017: 24: (4): 950–955.

16) Muddukrishnaiah K and Sumita Singh Antimicrobial, Synergistic Activity and Antioxidant Studies on Multidrug Resistance Human Pathogen using Crude Extract of *Azadirachta indica* Leaf and *Withania somnifera* Rhizome. *J Plant Pathol Microbiol* S3: 009. (2015).

17) Dhanapal.V et.al. Antimicrobial activity of leaf of *sphaeranthus indicus* against some selected human pathogenic bacteria-Journal of medical, Pharmaceutical and allied sciences, V 7 - I 2, 754, 2018, 1008-1016

18) Dhanapal.V et.al., Antimicrobial activity and phytochemical analysis of aerial parts of *Cynodon dactylon*- International Journal of Academic Research and Development, Volume 3; Issue 3; May 2018; Page No. 116-121

UNDER PEER REVIEW