

Original Research Article

Maximum contact time of fertilizer with “Piatã grass” *Brachiaria brizantha* (Poaceae) seed for implantation of integrated systems

Formatted: Font: Bold, Italic

ABSTRACT

Information related to mixing seeds of palisade? grass with fertilizers *isare* scarce and contradictory. Goal of this study was to determine the maximum contact time without significant damage on physiological quality of Piatã grass seeds *when are* mixed with 05-25-15 fertilizer. The trial was carried out in a completely randomized design with six treatments and four replications. Treatments consisted of contact time of the seeds with fertilizer: 0, 24, 48, 72, 96 and 120 hours. Seeds water content was measured and then they were submitted to germination tests, first germination counting, tetrazolium, electrical conductivity, accelerated aging and emergency in sand and, the emergency speed index was calculated. Except for the water content, there was effect of fertilizer contact time with the seeds for all variables. [The longer the contact time with the fertilizer, the greater the damage to the physiological quality of Piatã grass seeds]. The mixture of Piatã grass seeds with 05-25-15 fertilizer must be done for up to 63 hours before sowing.

Comment [u1]: It is not clear this paragraph. I can not understand what is meaning

Keywords: *Brachiaria brizantha* cv. BRS Piatã, forage crops, plant sciences, planting consortium.

1. INTRODUCTION

Integration between agriculture and livestock is an efficient method for recovering degraded pastures, increase in agricultural income and reduction in greenhouse gas emissions [1, 2]. It improves profitability by assuring cattle performance in the dry season. Besides, it increases biomass cover for proper no-till cropping systems, especially when using grasses as cover crops. Mato Grosso State, in North-Western Brazil, has the largest grain farming and the largest cattle herd in the country.

The most common way to integrate grain crops farming with beef cattle in this area, improving sustainability of local agricultural systems, is a combination as crop succession of soybeans followed by maize interseeded with “palisade grass” [*Brachiaria brizantha* (Hochst. ex A. Rich.) Stapf, Poaceae], that can be grazed after maize harvest. The system is locally called “off season bovine”, referring to an interseasonal cattle finishing. Grass sowing is carried out just prior, concurrent or subsequent to maize seeding. In the case of simultaneous seeding with maize, forage seed many times is mixed with the fertilizer.

Formatted: Font: Italic

However, seed contact with fertilizers can cause economic losses when maximum contact time limits are not respected. This results in reduced plant stand, leading to lower total

35 forage dry matter production, jeopardizing cattle yields in the dry season and reducing
36 biomass cover for the next soybeans no-till seeding.

Comment [u2]: jeopardizing?

37 Many fertilizers, during their manufacturing process, undergo the action of strong acids.
38 Residual effect of these acids can negatively influence seed's germination and vigor,
39 consequently reducing number of seedlings. Other fertilizers have a high salt content that
40 can damage seeds when in contact. There are also those with high hygroscopicity,
41 absorbing water from ambient, reducing physiological quality of seeds when mixed with
42 them.

Comment [u3]: I would change those by the word fertilizers

43 A trial carried out by the authors cited in the reference [3] using the NPK formula 04-14-08, it
44 was found that as contact time of the fertilizer with seeds of *B. brizantha* cv. Marandu
45 increased ~~germination~~ but the ~~and~~ vigor ~~was~~ ere reduced. The authors emphasize that the
46 salt on potassium chloride can influence seeds' water content, resulting in poorer
47 germination as well as it can break seeds' tegument, resulting in increased electrical
48 conductivity. That study recommended a mixture should be held for a maximum of 12 hours
49 to obtain better results at sowing. The authors cited in the reference [4] argue that
50 emergency of *B. brizantha* seedlings is not affected since the mixture of seeds with
51 phosphate fertilizers and formulations to not exceed 96 hours prior to sowing.

52 Given this diversity of results, goal of this study was to determine the maximum contact time
53 without significant damage on physiological quality of *B. brizantha* cv. BRS Piatã grass seed
54 mixed with 05-25-15 fertilizer.

Formatted: Font: Italic

56 2. MATERIAL AND METHODS

57
58 The experiment was carried out in the Seed Laboratory at the Federal University of Mato
59 Grosso in 2015. The trial was carried out in a completely randomized design with six
60 treatments and four repetitions. ~~Treatments~~ were contact times of Piatã grass seed
61 [*Brachiaria brizantha* (syn. *Urochloa brizantha*) cv. Piatã BRS] with the fertilizer: 0, 24, 48,
62 72, 96 and 120 hours. Fertilizer used was the ~~formulation~~ 05-25-15 NPK formulation,
63 commonly used for maize, composed by monoammonium phosphate, superphosphate, triple
64 superphosphate and potassium chloride.

Comment [u4]: In new word you put cv. BRS Piatã

65 To adjust the ratio between seeds and fertilizer, it was necessary to establish the cultural
66 value of the given seeds batch, sowing rate and amount of fertilizer. To determine the
67 cultural value (CV), purity and viability tests were carried out. Usually, germination is used to
68 determine cultural value of seeds, however, this study used the viable seeds test, since it
69 became the most commonly used analysis in the forage seeds market after the Brazilian
70 regulation Normative Instruction nº 30 [5] was published.

71 In the purity test, two 5.0 g sub-samples were used, separating Piatã grass seeds from other
72 seeds as well as inert particles [6], using sieve and clamp. Subsequently, fractions were
73 weighed and results added together and compared to the initial mass, following the
74 tolerance required by the Brazilian Rules for Seed Analysis [6]. Proportion of pure seed was
75 expressed as percentage.

76 The lot of Piatã grass seeds used in the study had 75% purity and 80% viability by the
77 tetrazolium test, following the methodology from ~~from~~ Brazilian Rules for Seed Analysis [6],
78 resulting in cultural value of 60%. Thus, the fertilizer/seed rate used was 60:1. The mixtures
79 were placed in plastic bags for time periods pre-set for each treatment. Seeds from the
80 control treatment (time zero) had no contact with the fertilizer. At the schedule times manual
81 separation of seeds was carried out using sieves and clamps. Seeds water content was

measured and the following tests were carried out: germination, first germination counting, tetrazolium, electrical conductivity, accelerated aging and emergency in sand. Finally emergency speed index was calculated.

For determining water content, three samples of 4.0 g each were placed in oven for 24 hours at $105\pm 1^{\circ}\text{C}$ temperature. After drying, samples were cooled down and weighted with analytical scale [6].

The methodology used for the standard germination test is described in Brazilian Rules for Seed Analysis [6], using four replicates of 50 seeds for each treatment, i.e, contact time of seeds with the fertilizer. Seeds were equidistantly laid in "gerbox" type germination boxes over two sheets of blotting paper substrate moistened with distilled water at the rate of two and half times the weight of the dry paper. Then, the boxes were taken to BOD germinating chamber with adjustable photoperiod of 12 hours and alternating temperature $35/20^{\circ}\text{C}$ (12 hours in light at 35°C and 12 hours in absence of light at 20°C). First counting was carried out on the seventh day, considering as germinated the seeds with at least 1mm primary root. On the 21st day the last counting was carried out to determine the percentage of germination.

Seed viability was determined by the tetrazolium test using four replications of 50 seeds each treatment. Seeds were pre-moistened between germination paper sheets and placed in growth chamber for 18 hours without light at temperature of 30°C . Subsequently, they were cut longitudinally to expose the embryo and only one of the seeds' parts was put in contact with the tetrazolium salt solution (2, 3, 5 triphenyltetrazolium chloride) at 0.5%, and placed in BOD for 3 hours to dye seeds having living tissue. Next, seeds were washed and read was carried out according to RAS [6], classifying them into viable and non-viable.

Electric conductivity was measured as described in AOSA [7]. Four samples of 50 seeds were use, which were weighed on analytical balance and placed in a plastic container with 75 mL of distilled water and then brought to the growth chamber where they remained for a period of 24 hours at 25°C . Afterwards, exudates released were measured using a conductivity meter. Results were expressed in $\mu\text{S cm}^{-1} \text{ g}^{-1}$.

For the accelerated aging test, the methodology proposed by the authors cited in the reference [8] was followed, where seeds were distributed on aluminum screen attached to "gerbox" type boxes with 40 mL of distilled water at the bottom. Afterwards boxes were covered and placed in a growth chamber for a period of 36 hours at 42°C . Standard germination test was carried out reading the germinated seeds after seven days.

For the emerging test, seeds were sown in trays under light incidence for 12 hours, using 50 seeds per repetition. In each tray were placed 2.5 kg of washed sand, screened and sterilized at $105\pm 1^{\circ}\text{C}$ for 24 hours. Seeds were placed in sand at a depth of 1 cm (Brazil, 2009), and the humidity kept around 60% of field capacity. During 21 days, i.e, until emerging stabilization, a daily counting was carried out, considering emerged the seedlings 1 mm high above substrate level. The daily count of seedlings was necessary to determine the emergency speed index (ESI) calculated according to the methodology described by the authors cited in the reference [9].

Data were submitted to analysis of variance and regression analysis at 5% probability.

3. RESULTS AND DISCUSSION

There was a negative linear effect between contact time of seeds with the fertilizer for all variables, except for the electrical conductivity, which was described by positive linear model, and the water content, which did not vary.

Regardless of contact time with the fertilizer, seeds water content was in average 10.09%. The absence of alteration in the water content of the seeds can come from the storage of the seeds in semipermeable packaging, making it difficult to absorb moisture from the air. In addition, the chemical composition of the seeds, influenced by genetics, environmental conditions and plant traits [10], may alter the hygroscopicity of the seeds, and fatty acids have a hydrophobic characteristic, and with an antagonistic relation to the content of protein [11].

With opposite results, the authors cited in the reference [12] observed a positive linear effect for water content in *Brachiaria ruziziensis* R. Germ. & C. M. Evrard, seeds in contact with urea. The authors attributed this effect to the high hygroscopicity of the fertilizer, which could have transferred excess water over to the seeds. In the case of this work, NPK formulation 05-25-15 contains no urea.

There was a reduction of 36.4; 36.7; and 25.0% in the germination rate, first count and viability of Piatã grass seeds having contact time of 120 hours when comparing to seeds that had no contact with the fertilizer (Figure 1).

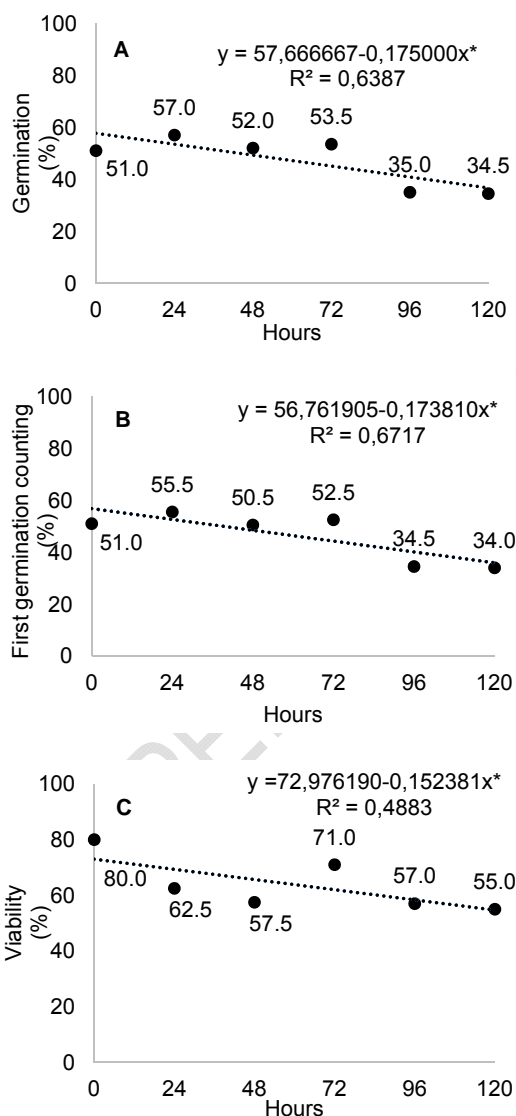


Figure 1. Germination percentage (A), first count of germination (B) and viability (C) of *Brachiaria brizantha* cv. Piată seeds according to time of contact with the fertilizer NPK 05-25-15.

Probably due to tegument rupture, embryo exposure and electrolyte leakage (confirmed by the results of the electrical conductivity test), caused by factors intrinsic to the fertilizer, with acid pH and salinity index high. Moreover, the rapid absorption of water by the seed during

the imbibition phase may influence the germination and viability process, as it causes damage to the seeds' tissues [13, 14].

Similar results were found by the authors cited in the reference [15], who tested seed contact time of *Brachiaria brizantha* with triple superphosphate.

In this work, germination percentages obtained in the standard germination test were lower than the results from the tetrazolium test (Figures 1A and 1C), what shows that part of viable seeds did not germinate. This may be caused by pathogen action or physiological dormancy that occurs in *Brachiaria* seeds, as observed by the authors cited in the reference [16, 17]. According to Instrução Normativa nº 30 (Brasil, 2008; 2010), for selling *Brachiaria brizantha* seeds, it is necessary germination or viability of 60%; therefore, this batch has reached market standard only through the analysis of viability.

The higher the seed contact time with fertilizer, the higher were electrical conductivity values (Figure 2A) with 170.0% increase when comparing 120 hours contact with no contact. This increase was expected, since the fertilizer has acid residues and high salinity, what can damage seed integument, releasing electrolytes, increasing levels of electrical conductivity.

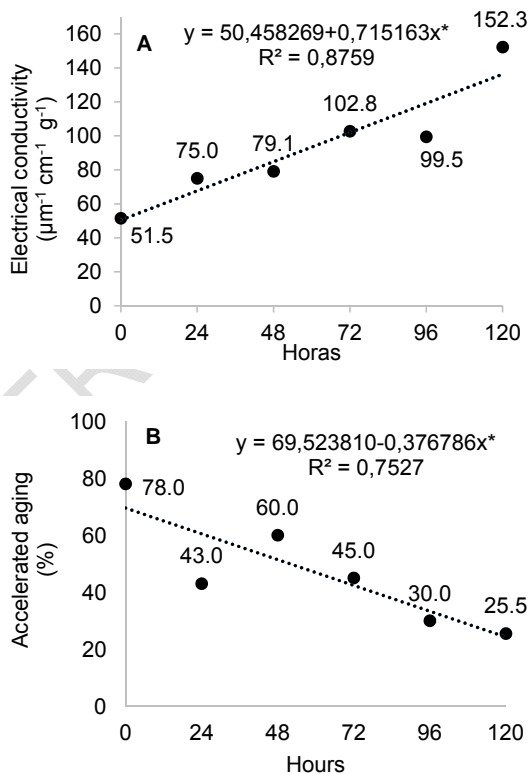


Figure 2. Electrical conductivity (A) and accelerated aging (B) of *Brachiaria brizantha* cv. Piatã seeds according to time of contact with the fertilizer NPK 05-25-15.

The authors cited in the reference [18] evaluated *Brachiaria brizantha* seeds in contact with potassium chloride only and found that there was a positive linear effect on values of electrical conductivity. According to the authors, this increase is justified by the high salt content of the fertilizer, which caused an increase in electrical conductivity rate up to 30 times higher than the values found in the control treatment, due to disruption of seed integument and release of electrolytes, as well as to potassium chloride residue in the seeds.

The authors cited in the reference [19] analyzing seeds of *Brachiaria brizantha* cv. Marandu in contact with granulated single superphosphate, powdered single superphosphate and granulated monoammonium phosphate also observed a positive linear increase in electrical conductivity values when seeds remained in touch with the single superphosphate, either granulated or powdered.

As contact time of Piatã grass seeds with the fertilizer increased, there was a 65.0% reduction in germination in those submitted to the accelerated aging test when comparing contact time of 120 hours with no contact (Figure 2B). This shows reduction in seed vigor by increasing seeds contact time with the fertilizer. However, for seeds that had no contact with the fertilizer (time zero), there was higher percentage of germination in the accelerated aging test (69.5%) than in the standard germination test (57.7%), what was probably caused by breaking physiological dormancy or reducing pathogens level in seeds due to high temperatures in the accelerated aging test.

The authors cited in the reference [20] analyzing seeds of *Brachiaria brizantha* cv. MG-5 Vitória, concluded that accelerated aging is a method capable of overcoming the physiological seeds dormancy.

As for the emergency of Piatã grass seedlings, there was a 30.8% decrease when comparing 120 hours contact time with no contact (Figure 3A). When comparing these results with those obtained in standard germination test (Figure 1A), there is a higher percentage of emergency, which indicates that the seed in the sand in emergency test was better able to express their productive potential, as the values were closer to those in the viability test (Figure 1C).

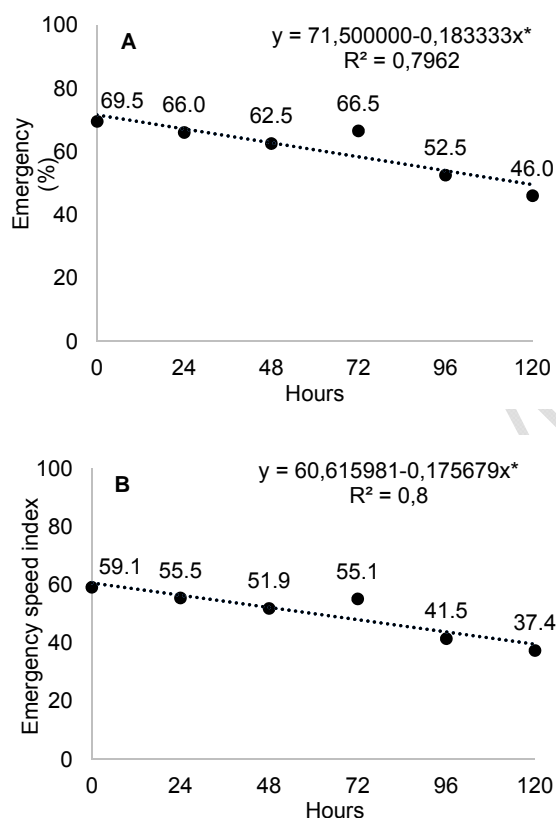


Figure3. Emergency percentage (A) and emergency speed index (B) of *Brachiaria brizantha* cv. Piatã seeds according to time of contact with the fertilizer NPK 05-25-15.

This effect may be due to the increase of seed contact surface with sand or by different conditions for the development of pathogens present in seed surface. The authors cited in the reference [18] evaluating *Brachiaria brizantha* seeds in contact with potassium chloride, obtained results similar to those found in this work, in which some contact times in the emergency test exceeded the germination values.

Like results for emergency rates, values found for emergency speed index (EVI) decreased when seed contact time with the fertilizer was increased, following a negative linear pattern, with a 34.8% decrease when comparing 120 hours contact time with the control (Figure 3B). The authors cited in the reference [21] found similar results when testing *Brachiaria brizantha* seed contact time with the NPK formulation 04-14-08.

Considering that for the marketing *Brachiaria brizantha* seeds it is accepted a minimum germination or viability of 60% [22, 23], standard was kept by the viability test until 85 hours after mixing the seeds with the NPK fertilizer 05-25-15.

Regarding germination, using the standard germination test (on paper method) it was observed a result below the minimum standard required for marketing. However, adopting the emergency test on sand as germination test, what is possible, as described in the RAS [6], the standard germination levels required on Instrução Normativa nº 30 [22] are kept, when Piatã grass seeds are left in contact with the fertilizer for no more than 63 hours. The authors cited in the reference [4] evaluating *Brachiaria brizantha* seeds in contact with phosphate fertilizers, potassium chloride and powdered formulations observed for all studied fertilizers, a negative effect on seeds at a 96-hour contact time.

Therefore, for large farms, or to speed up seeding logistics, Piatã grass seeds can be mixed with the NPK formulation 05-25-15 up to 63 hours before sowing, keeping acceptable seeds viability and seedling emergence (60%) [22, 23], can origin implantation of integration between agriculture and livestock, with adequate stand of grass seedling in area.

4. CONCLUSION

It is recommended simultaneous sowing of grass Piatã up to 63 hours after mixing the seeds with the fertilizer NPK 05-25-15.

COMPETING INTERESTS

We declare that no competing interests exist.

REFERENCES

1. Balbino Junior AA, Moraes A, Veiga M, Pelissar A, Dieckow J. Crop-livestock integration: intensification of the use of agricultural areas. English. Rural Science. 2009; 39 (6): 1925-1933. DOI: 10.1590 / S0103-84782009005000107
2. Vilela L, Martha Junior GB, Macedo MCM, Marchão R L, Guimarães Júnior R., Pulrolnik, K et al. Integration systems for livestock farming in the Cerrado region. Agricultural Research. 2011; 46 (10): 1127-1138. DOI: 10.1590 / S0100-204X2011001000003
3. Lima EDV, Tavares JC, Azevedo VR, Leitão-Lima PS. Mixture of *Brachiaria brizantha* seeds with NPK fertilizer. Rural Science. 2010; 40 (2): 471-474. DOI: 10.1590 / S0103-84782010005000003
4. Mateus GP, Borghi E, Marques RR, Bôas RLV, Crusciol CAC. Fertilizer sources and contact periods and seed germination of *Brachiaria brizantha*. Brazilian Journal of Soil Science. 2007; 31 (1): 177-183. English. DOI: 10.1590 / S0100-06832007000100018

- 278 5. Brazil. Ministry of Agriculture. Normative Instruction No. 30 of October 26, 2010.
 279 Amendment of Normative Instruction No. 30 of May 21, 2008. Accessed 02 Jan 2019.
 280 Available: www.agricultura.gov.br
 281
- 282 6. Brazil. Ministry of Agriculture, Livestock and Supply. Rules for seed analysis. Brasília:
 283 MAPA / ACS; 2009.
- 284 7. AOSA. Association of Official Seed Analysts. Seed Vigour Testing Handbook. Washington:
 285 AOSA; 1983.
- 286
- 287 8. Marks Filho J. Accelerated aging test. In: Krzyzanowski FC, Vieira RD, France Neto JB.
 288 Seed vigor: concepts and tests. Londrina: Abrates; 1999.
- 289
- 290 9. Maguire LD. Speed of germination aid in selection and evolution for seedling emergence
 291 and vigor. Crop Science. 1962; 2: 176-177. DOI: 10.2135 /
 292 cropsci1962.0011183X000200020033x
- 293
- 294 10. MTCS boards, Pôrto NA, Canuto MFS, Bruno RLA. Chemical Composition of Manihot
 295 Species Seeds. (Euphorbiaceae). Brazilian Journal of Biosciences. 2007; 5 (1): 621-623.
 296 English.
- 297
- 298 11. Delarmelino-Ferraresi LM, Villela FA, Aumonde TZ. Physiological performance and
 299 chemical composition of soybean seeds. Brazilian Journal of Agricultural Sciences. 2014; 9
 300 (1): 14-18. English. DOI: 10.5039 / agraria.v9i1a2864
- 301
- 302 12. Dan HA, Dan LGM, Barroso ALL, Braccini AL, Puccinin GG. Mixture of seeds of
 303 *Brachiaria ruziziensis* G. et E. with urea aiming at the implantation of the crop-livestock
 304 integration system. Revista Caatinga. 2011; 24 (4): 68-73. English.
- 305
- 306 13. Derré LO, Custodio CC, Agostini EAT, WEX War. Obtaining the embedding curves of
 307 coated and uncoated seeds of *Urochloa brizantha* *Urochloa ruziziensis*.
 308 Colloquium Agrariae. 2013; 9 (2): 103-111. English. DOI: 10.5747 / ca.2013.v09.n2.a094
- 309
- 310 14. Toledo LF, Carvalho-E-Silva SP, Sánchez C, Almeida MA, Haddad CFB. The review of
 311 the Brazilian Forest Act: harmful effects on amphibian conservation. Biota Neotropica. 2010;
 312 10 (4): 35-38. DOI: 10.1590 / S1676-06032010000400003
- 313
- 314 15. Lima EDV, Tavares JC, Silva EC, Leitão-Lima P. Triple superphosphate as a way of
 315 distribution of *Brachiaria brizantha* seeds for pasture renewal in Amazonia. Revista Brasileira
 316 de Zootecnia. 2009; 38 (5): 796-800. English. DOI: 10.1590 / S1516-35982009000500003
- 317
- 318 16. Dias MCLL, Alves SJ. Evaluation of the viability of *Brachiaria brizantha* (Hochst. Ex A.
 319 Rich) Stapf seeds by the tetrazolium test. Brazilian Journal of Seeds. 2008; 30 (3): 145-151.
 320 English. DOI: 10.1590 / S0101-31222008000300019
- 321
- 322 17. Pariz CM, Ferreira RL, Sá ME, Andreotti M, Chioderoli CA, Ribeiro AP. Physiological
 323 quality of *Brachiaria* seeds and evaluation of dry mass yield in different systems of crop-
 324 livestock integration under irrigation. Tropical Agriculture Research. 2010; 40 (3): 330-340.
 325 DOI: 10.5216 / pat.v40i3.6590
- 326

Formatted: Font: Italic

- 327 18. Lima EV, Tavares JCS, Leitão-Lima PS, Pinheiro DP. Contact periods of the KCl
328 fertilizer on the physiological quality of *Brachiaria brizantha* Stapf seeds. *Amazon: Science &*
329 *Development*. 2013; 8: 53-64. English.
- 330
- 331 19. Peres AR, Vazquez GH, Cardoso RD. Physiological potential of *Brachiaria brizantha* cv.
332 *Marandu* seeds kept in contact with phosphatic fertilizers. *Brazilian Journal of Seeds*. 2012; 34
333 (3): 424-432. DOI: 10.1590 / S0101-31222012000300009
- 334
- 335 20. Cardoso ED, Sá ME, Haga KI, Binotti FFS, Nogueira DC, Valério Filho WV.
336 Physiological performance and dormancy overcoming of *Brachiaria brizantha* seeds
337 submitted to chemical treatment and artificial aging. *Semina: Agrarian Sciences*. 2014; 35
338 (1): 21-38. DOI: 10.5433 / 1679-0359.2014v35n1p21
- 339
- 340 21. Lima EDV, Tavares JC, Azevedo VR, Leitão-Lima PS. Mixture of *Brachiaria brizantha*
341 seeds with NPK fertilizer. *Rural Science*. 2010; 40 (2): 471-474. DOI: 10.1590 / S0103-
342 84782010005000003
- 343
- 344 22. Brazil. Ministry of Agriculture, Livestock and Supply. Normative Instruction No. 30 of May
345 21, 2008. Norms and standards for production and commercialization of seeds of tropical
346 forage species. 2008. Accessed 15 Feb 2019.
- 347 Available: www.adagri.ce.gov.br
- 348
- 349 23. Brazil. Ministry of Agriculture. Normative Instruction No. 30 of October 26, 2010.
350 Amendment of Normative Instruction No. 30 of May 21, 2008. Accessed 16 Feb 2019.
- 351 Available: www.adagri.ce.gov.br