

High Temperature Effects inside the Combustion Chamber of a Drop Tube Furnace (DTF) for Different Thermochemical Processes and Biomasses

Abstract

Thermochemical and biochemical processes are used to convert biomass into useful and sustainable energy. Thermoconversion processes comprises the burning of biomass in an environment rich in oxygen or air absence {please recap}, where types and fuel properties, process conditions, particles size, air flow rate and fuel moisture affect directly the combustion characteristics, altering the generation and heat transfer and the rates of reaction. The combustion chamber temperature has a role important {please recap} in the biomasses combustion, because this exerts large influence in the thermal processes efficiency, products yield and composition of the generated products. For this reason, this paper aims to investigate the temperature behavior in the combustion chamber of a Drop Tube Furnace (DTF) for the thermochemical processes (conventional combustion, pyrolysis and two typical oxy-fuel combustion atmospheres), when five Brazilian biomasses (pine sawdust, sugarcane bagasse, coffee and rice husk, and *tucumã* seed) are employed. Such monitoring *in situ* was performed using two thermocouples located inside the furnace: one in the upper and other in bottom part. Results showed that for the different biomasses and atmospheres, it was observed a trend in the internal temperature variations and residence times measured by thermocouples, which can be related to biomass feeding system and specific furnace operation conditions {please recap}.

29 **Keywords:** pyrolysis, oxy-fuel combustion, thermal processes, simulation,
30 efficiency, gases composition.

31

UNDER PEER REVIEW

1. INTRODUCTION

Brazil, compared to other countries, uses more alternative energy sources, and is a major producer of sugarcane and coffee worldwide [1-2].

At last years, occurred a crescent consensus worldwide that fossil fuels are main responsible for promoting environmental damages and, as consequence, climate changes in the Planet and still interfere directly in the human health, animals and plants [3-4]. {which year?? Please recap}

The new technologies developing {which technologies??} aims to mitigate this situation, for example, a promising alternative is the use of renewable fuels for the energy production [5]. Several studies have been conducted to elucidate the various thermal conversion processes using biomasses [3,5-10].

However, for a perfect understanding of the central point of this research, a brief literature review of some studies about the combustion of different lignocellulosic materials and atmospheres in a DTF will be necessary.

According to Adams *et al.* (1999) [11], Drop Tube Furnaces (DTFs) are commonly used for obtaining of kinetic parameters from pyrolysis processes or oxidation of different concentrations, and gases composition. DTF also presents information about temperatures, oxygen concentrations and residence times.

The reactivity of the sawdust char combustion in a DTF was investigated by Meesri and Moghtaderi (2003) [12]. In this study involved experimental determination of the global kinetic parameters of the oxidation reaction of the sawdust char. Results indicated that large part of the oxidation reaction of the sawdust char occurred at second regime, *i.e.*, the heterogeneous chemical reaction rates and oxygen diffusion in the internal pores are comparables.

Biagini *et al.* (2005) [13] developed a drag flux reactor or Drop Tube Furnace (DTF) in lab-scale for characterizing a biomass (hazelnut shell) and

bituminous coal (Kema). Some experimental techniques were applied for determination of the conversion degree, reactivity and morphology of the solid fuels. A special attention was given by authors to the feeding device in order to understand the DTF versatility for different materials or biomasses.

The combustion of a brown coal under N_2/O_2 and CO_2/O_2 mixtures was developed in a Drop Tube Furnace (DTF) of laboratory scale as studied by Zhang *et al.* (2010) [14]. Results indicated that replacing of CO_2 with N_2 significantly affected the coal combustion behavior by the CO_2 physical-chemical influence and CO_2 interaction with char. It was also observed changes in the coal pyrolysis behavior, by means parameters as ignition point, volatile materials temperature and char particles size, whose were reduced by CO_2 and eliminating all coal oxidation. {Recap}

Haykiri-Açma *et al.* (2013) [15] evaluated the combustion process efficiency of hazelnut husks in a Drop Tube Furnace (DTF), when these were submitted {??} to average temperatures (600 to 900 °C), commonly in this furnace type are used equal temperatures or superior at 1000 °C. The authors showed that some biomass properties, such as functional groups distribution, quantities of cellulose and lignin, heating value and ignition point were not affected. However, variations in the other properties were noted, for example, remaining volatiles {??}, total organic materials, morphologies and reactivities.

For Wang *et al.* (2014) [16], the biomass particles yielded combustion values comparable to coals, which can be explained by the high volatile materials content in the biomasses, which are released and accelerates {recap} the combustion process. The high moisture amount and large size of the biomass particles caused that combustion effects to be decreased. It was also perceived {??} that residence time of the solid fuels (coal, rice and coffee husks, pine branches, straw and residue derived fuels) in the DTF was strongly affected by particles size.

Álvarez *et al.* (2014) [17] studied the co-firing of olive residues with coal fractions in a Drop Tube Furnace (DTF) under typical oxy-fuel combustion and synthetic air atmospheres. In all cases the co-firing of biomass with coal found synergetic effects favorable, improving significantly the combustion and reducing the NO_x emissions. The samples temperatures were reduced during co-firing, this decrease contributed to assuage the ash formation and deposition in the furnaces bottom.

The combustion chamber temperature has an important role in the biomasses combustion, because this exerts great influence in the thermal processes efficiency, products yield and gases composition generated [18]. This study aims to investigate the temperature behavior inside the combustion chamber of a Drop Tube Furnace (DTF) for the different thermo-conversion processes: conventional combustion (synthetic air, 80% N₂), pyrolysis (100% nitrogen) and two typical oxy-fuel combustion atmospheres (60 and 80% CO₂), when biomasses (pine sawdust, sugarcane bagasse, coffee and rice husks, and *tucumã* seed) are employed.

2. MATERIALS AND METHODS

2.1 Biomasses Origin

The five *in natura* biomass samples used in this study were collected from different regions of Brazil, namely: sugarcane bagasse, pine sawdust and coffee husk samples (São Paulo State, Southeast region); rice husk (Maranhão State, Northeast region) and *tucumã* seed (Pará State, North region). It is interesting to note that each region exhibits vegetation and climate has been clearly defined and differentiated. {recap} These features facilitate the planting of several native species, which require very specific natural conditions.

2.2 Biomasses Preparation

118 The biomass samples have been received *in natura* from their respective
119 regions and underwent pretreatments that comprised: washing in running water
120 to remove impurities, grinding in laboratory knives mill to decrease particles
121 size and subsequent sieving for separation in the required granulometric range.
122 The *in natura* biomass samples have been pulverized using a household
123 blender and thereafter sieved. For all the biomass samples, average sizes of
124 0.46 mm particles were selected. The biomass samples used in this research
125 were prepared and established by standard ASTM (D 2013-72) {detail
126 procedures??} [19].

127

128 2.3 Drop Tube Furnace (DTF)

129 A Drop Tube Furnace (DTF) electrically heated (3.5 kVA maximum
130 power) (Figure 1) was used for all the thermal processes of the biomasses. The
131 basic dimensions of the experimental apparatus are 60 mm outer diameter, 400
132 mm uniform zone and 200 mm heated zone. The biomass particles were
133 introduced into the reactor (DTF) by a feeding system with vibratory
134 mechanical transport and controlled by PWM (Pulse Wide Modulation), where
135 the optimal rotational velocities and frequencies were achieved for each
136 material. The sample mass used was 3.0 ± 0.5 g for a 10-minute experiment. An
137 air primary flow rate of 1.5 L min^{-1} with 20% oxygen concentration was
138 applied to keep the biomass particles in suspension, during the combustion
139 process in DTF. Such monitoring *in situ* was performed using two encapsulated
140 K-type thermocouples, located inside the furnace - one in the upper and other
141 in bottom part, which are positioned at 107 mm and 310 mm, respectively,
142 regarding as reference an thermocouple that is located in the heated zone at 200
143 mm {no reference??}.

144

145 2.4 Feedind System for the biomass combustion in a DTF

The DTF feeding system which was developed, is composed of a mechanical conveyor of threaded screw has been, with proportional and equidistant holes along the entire surface and a small air injection system in one of the side to assist in the perfect samples removal from the surface of the threaded screw. {recap} Such system allows a continuous feeding for the five lignocellulosic materials. The maximum rotational velocity for this system was 15 rpm or 12 V provided by PWM and, the optimum velocities {what are these velocities} were reached for each biomass.

3. RESULTS AND DISCUSSION

Figure 2 presents the temperature variations in the DTF combustion chamber for the pine sawdust {confirm spelling} samples in the thermochemical processes from conventional combustion (synthetic air - N_2/O_2 : 80/20%), pyrolysis (100% N_2) and two typical oxy-fuel combustion atmospheres (CO_2/O_2 : 80/20% and 60/40%).

By means of the temperature profiles determined by two thermocouples (upper and bottom part) some differences were observed for the pine sawdust samples in the various thermal processes. For example, for the conventional combustion the ignition time (burning start) and residence time (experimental measure) were lower than for other atmospheres, around 20 and 900 s, respectively. {recap} In this same condition were observed the higher fluctuations and maximum peak temperatures (966, 985 and 967 °C), which can be indicate of the effectiveness combustion process in some determined times and also is related to sample feeding inside the DTF. {recap}

These increases abrupt {recap} were caused to sample reactivity and solid-gas mixtures, released heat for the high and fast volatiles release and, an environment more oxidative promoted by the O_2 concentration, which accelerate and facilitates the burning [16,20-21]. A decrease in the furnace

temperature was observed from 962 to 950 °C and between 385 and 468 s, which may have {please verify} been caused by biomass feeding problems. Another possible explanation for this effect can be high moisture proportions in gases inside furnace, whose result in elevated gaseous emissions, due to high capacity of water vapors formation via radiation heat transfer [22].

For the oxy-fuel combustion conditions (60 and 80% CO₂) no significant effect on the temperature gradients was observed. The processes started at higher temperatures from 961 and 960 °C, and reached the maximum temperatures from 970 and 968 °C, respectively. After that, both temperatures showed a stable behavior throughout the process, mainly for the lower temperatures.

However, for the inert atmosphere condition (100% N₂), simulating pyrolysis, is interesting note that temperatures close to 390 s were overlapped. The temperature measured by bottom thermocouple increased from 948 to 961 °C, while the upper thermocouple temperature decreased from 963 to 960 °C, after which both temperatures presented some homogeneity, but followed in opposite directions from the beginning to the experiment end.

Probably, this effect of gradual decay of the system temperature can be explained, because when the pyrolysis temperature reached ≈ 900 °C, a higher restriction in the char devolatilization is caused to mass transfer for diffusion [23]. On the other hand, in the region between 40 and 400 s occurred an increase in temperature from 957 to 963 °C (upper thermocouple), and may be an effect of the volatiles released from the biofuel. For Molina and Shaddix (2007) [20] is expected that volatiles released under N₂ atmosphere burn faster than those released in other oxidizing atmospheres and, consequently, increase the temperature.

Figure 3 present the temperature variations in DTF combustion chamber for the sugarcane bagasse samples in the different thermal processes. For all the atmospheres used for the burning of this sample, mainly noted by bottom

thermocouple, temperature profiles presented a practically homogeneous behavior, indicating burning processes in favorable conditions and stables.

For the conventional combustion (synthetic air) and oxy-fuel combustion (60 and 80% CO₂) conditions for the coffee husk samples (Figure 4) were observed fluctuations regions between 100 and 1000 s, with maximum peaks temperature ranging from 965 to 970 °C. These fluctuations can be effect {recap} from a batch feeding of the biomass pulverized, not uniformity in the combustion zone, increase rotation velocity and biofuels random distribution [24-25].

A feeding with continuous flux was planned and it was waited {??} that, by means of several adjusts in the feeding system parameters, for example, rotation velocities could be obtain a homogeneous demand of the samples mass. However, optimal conditions in feeding system not always are possible {recap} be obtained and, the temperature curves are good diagnostics for this verification. Another possible explanation for the temperature variations to the long {??} of thermal processes can be due to fast volatiles release and the occurrence of successive exothermic reactions, which can also promote temperature increase [26].

In the pyrolysis ambient for the coffee husks between 100 and 200 s was verified for both thermocouples a decrease in the process temperature (962 and 947 °C, respectively). This decrease can be attributed to the devolatilization process, which is an endothermic process [9]. Among the biomasses studied, the coffee husk presented the highest moisture content ($\approx 8\%$), which can make the ignition poorer and delay the volatiles release [27]. This moisture can also result in capacity of water vapor formation inside the furnace, via radiation heat transfer, which contributes strongly to the decrease in temperature [22]. It is interesting to note that of all the biomasses of this study, for the N₂ atmosphere the coffee husk samples presented the lowest initial temperatures (≈ 948 °C).

233 The temperatures variations inside DTF for the rice husk samples for the
234 various thermochemical processes are presented in Figure 5. The behaviors
235 from thermal profiles presented for this biomass are similar to other biomasses
236 and already were mentioned previously (pyrolysis condition). However, it is
237 convenient to highlight that all oxidizing atmospheres had large fluctuations
238 between 100 and 600 s. This time interval can be considered as a region inside
239 DTF of effective combustion, with maximum temperatures of approximately
240 950 to 970 °C, whose were {??} registered by both thermocouples.

241 For the *tucumã* seed, temperature variations inside DTF for the different
242 atmospheres are presented in Figure 6. Among the oxidizing atmospheres, the
243 higher effects in temperature gradients were observed for the 60% CO₂
244 condition, probably provoked by increase in O₂ concentration and,
245 consequently, fast elimination of volatile materials [18,28]. These large
246 fluctuations occurred in a short period time (between 50 and 200 s), with
247 maximum temperatures from 950 and 970 °C. This temperature abrupt
248 variation {recap} for the combustion process of this biomass was confirmed by
249 bottom thermocouple and, indicates that combustion process was completed in
250 the inferior part DTF (residues collection region). Other possible justification
251 for this phenomenon can be that in the delimited region for this thermocouple,
252 the biomass particles were still incandescent [29]. For the 100% N₂
253 environment was observed a decrease in the temperatures (\approx 945 °C) close a
254 100 s, sample moisture or oiliness can be responsible for such situation [30],
255 after this a behavior considered homogeneous was verified.

256 According to Toftegaard *et al.* (2010) [31], in high partial pressures and
257 temperatures the CO₂ can be dissociated in CO and O₂, by means of strongly
258 endothermic reactions. For our specific case, in the reactor flame zone under
259 oxy-fuel combustion processes, only one condition can be observed, *i.e.*, high
260 temperature ($>$ 950 °C) and such information was verified and confirmed in a
261 previous study developed by our research group [18]. {recap} However, in

specific of the CO₂ gas, their high partial pressure is an inherent characteristic [31]. The biomass burning process carried out in a combustion chamber closed hermetically, in which CO₂ gas is directly injected, it was observed shocks between the molecules gas and biomasses, the internal system pressure can be further increased. {recap}

4. CONCLUSIONS

This research aimed to investigate the thermal behavior inside the combustion chamber of a Drop Tube Furnace (DTF) for the different thermoconversion processes (conventional combustion, pyrolysis and two typical oxy-fuel combustion atmospheres), when five *in natura* Brazilian biomasses (pine sawdust, sugarcane bagasse, coffee and rice husk, and *tucumã* seed) are employed.

Results showed that for the different biomasses and atmospheres, it was possible observe {recap} a trend in the internal temperature variations and residence times measured by two thermocouples inside the DTF, which can be related to biomass feeding system, furnace operation conditions, large fluctuations of maximum temperatures, higher and faster volatiles release, O₂ and CO₂ concentrations and heat transfer inside DTF, such parameters can indicate the effectiveness of the thermal process in a DTF.

Our insights {recap} can assist in the projects elaboration of new thermochemical conversion systems in lab-scale or same industrial for the biomasses burning or other materials with purpose bioenergy generation, which can help in the Planet construction with an eco-friendly and environmentally conscience. {recap}

5. REFERENCES

- 291 [1] National Energy Balance (NEB), Final Report of the National Energy
292 Balance (2017). Available: <<http://www.ben.epe.gov.br>>. Acess: 15 jan.
293 2019.
- 294 [2] Cruz G., Crnkovic P.M., Evaluation of the combustion process of coffee
295 husk samples in a Drop Tube Furnace (DTF), *Therm Eng* 14 (2015) 55-64.
296 doi.org/10.5380/reterm.v14i2.62135.
- 297 [3] Saidur R., Abdelaziz E.A., Demirbas A., Hossain M.S., Mekhilef S., A
298 review on biomass as a fuel for boilers, *Renew Sust Energy Rev* 15 (2011)
299 2262-2289. doi.org/10.1016/j.rser.2011.02.015.
- 300 [4] Williams A., Jones J.M., Ma L., Pourkashanian M., Pollutants from the
301 combustion of solid biomass fuels, *Prog Energy Comb Sci* 38 (2012) 113-
302 137. doi.org/10.1016/j.pecs.2011.10.001.
- 303 [5] Babu B.V., Biomass pyrolysis: a state-of-the-art review, *Biof Biop Bior* 2
304 (2008) 393-414. doi.org/10.1002/bbb.92.
- 305 [6] Poletto M., Zattera A.J., Santana R.M.C., Thermal decomposition of wood:
306 kinetics and degradation mechanisms, *Biores Technol* 126 (2012) 7-12.
307 doi.org/10.1016/j.biortech.2012.08.133.
- 308 [7] Sanchez-Silva L., López-González D., Villaseñor J., Sánchez P., Valverde
309 J.L., Thermogravimetric-mass spectrometric analysis of lignocellulosic and
310 marine biomass pyrolysis, *Biores Technol* 109 (2012) 163-172.
311 doi.org/10.1016/j.biortech.2012.01.001.
- 312 [8] Saddawi A., Jones J.M., Williams A., Wójtowicz M.A., Kinetics of the
313 thermal decomposition of biomass, *Energy Fuel* 24 (2010) 1274-1282.
314 doi.org/10.1021/ef900933k.
- 315 [9] Yang H., Yan R., Chen H., Lee D.H., Zheng C., Characteristics of
316 hemicellulose, cellulose and lignin pyrolysis, *Fuel* 86 (2007) 1781-1788.
317 doi.org/10.1016/j.fuel.2006.12.013.

- 318 [10] Leroy V., Cancellieri D., Leoni D., Chemical and thermal analysis of
319 lingocellulosic fuels, *Forest Ecol Manag* 234S (2006) S125.
320 doi.org/10.1016/j.foreco.2006.08.166.
- 321 [11] Adams J.B.R., Davis K.A., Heap M.P., Sarofim A.F., Eltringham, G.A.
322 and Shock, A.A., Application of reacting CFD model to drop tube kinetics
323 and flash smelter combustion, In *Proceedings of the 4th International*
324 *Conference Copper - COPPER* (1999), Phoenix, USA.
- 325 [12] Meesri C., Moghtaderi B., Experimental and numerical analysis of
326 sawdust-char combustion reactivity in a drop tube reactor, *Comb Sci*
327 *Technol* 175 (2003) 793-823. doi.org/10.1080/00102200302392.
- 328 [13] Biagini E., Cioni M., Tognotti L., Development and characterization of a
329 lab-scale entrained flow reactor for testing biomass fuels, *Fuel* 84 (2005)
330 1524-1534. doi.org/10.1016/j.fuel.2005.02.001.
- 331 [14] Zhang L., Binner E., Qiao Y., Li C.Z., *In situ* diagnostics of Victorian
332 brown coal combustion in O₂/N₂ and O₂/CO₂ mixtures in Drop Tube Furnace,
333 *Fuel* 89 (2010) 2703-2712. doi.org/10.1016/j.fuel.2010.04.020.
- 334 [15] Haykiri-Açma H., Baykan A., Yaman S., Kucukbayrak, S., Are medium
335 range temperatures in a drop tube furnace really ineffective?, *Fuel* 105
336 (2013) 338-344. doi.org/10.1016/j.fuel.2012.05.008.
- 337 [16] Wang G., Silva R.B., Azevedo J.L.T., Martins-Dias S., Costa M.,
338 Evaluation of the combustion behavior and ash characteristics of biomass
339 waste derived fuels, pine and coal in a drop tube furnace, *Fuel* 117 (2014)
340 809-824. doi.org/10.1016/j.fuel.2013.09.080.
- 341 [17] Álvarez L., Yin C., Riaza J., Pevida C., Pis J.J., Rubiera F., Biomass co-
342 firing under oxy-fuel conditions: a computational fluid dynamics modeling
343 study and experimental validation, *Fuel Proc Technol* 120 (2014) 22-33.
344 doi.org/10.1016/j.fuproc.2013.12.005.
- 345 [18] Cruz G., Physical-chemical characteristics of lignocellulosic biomasses
346 and correlation between their emissions and residues generated under

different atmospheric conditions in a Drop Tube Furnace (DTF), Ph.D. Thesis (2015), Engineering School of São Carlos, University of São Paulo, São Carlos (SP) - Brazil.

[19] ASTM D2013-72, Standard method of preparing coal samples for analysis, American Society for Testing and Materials (1972) 320-334.

[20] Molina A., Shaddix C.R., Ignition and devolatilization of pulverized bituminous coal particles during oxygen/carbon dioxide coal combustion, *Proc Comb Inst* 31 (2007) 1905-1912. doi.org/10.1016/j.proci.2006.08.102.

[21] Fang M.X., Shen D.K., Li Y.X., Yu C.J., Luo Z.Y., Cen K.F., Kinetic study on pyrolysis and combustion of wood under different oxygen concentrations by using TG-FTIR analysis, *J Anal App Pyrol* 77 (2006) 22-27. doi.org/10.1016/j.jaap.2005.12.010.

[22] Riaza J., Álvarez L., Gil M.V., Pevida C., Pis J.J., Rubiera F., Effect of oxy-fuel combustion with steam addition on coal ignition and burnout in an entrained flow reactor, *Energy* 36 (2011) 5314-5319. doi.org/10.1016/j.energy.2011.06.039.

[23] Sun S., Tian H., Zhao Y., Sun R., Zhou H., Experimental and numerical study of biomass flash pyrolysis in an entrained flow reactor, *Biores Technol* 101 (2010) 3678-3684. doi.org/10.1016/j.biortech.2009.12.092.

[24] Zhang J., Yuan Z.W., WEI, X.L., An automatic shake mechanism for the biomass pyrolysis feeding system, *Powder Technol* 207 (2011) 348-352. doi.org/10.1016/j.powtec.2010.11.018.

[25] Gabra M., Pettersson E., Backman R., Kjellström B., Evaluation of cyclone gasifier performance for gasification of sugar cane residue - Part 1: gasification of bagasse, *Biom Bioen* 21 (2001) 351-369. doi.org/10.1016/S0961-9534(01)00043-5.

[26] Zhao W., Li Z., Wang D., Zhu Q., Sun R., Meng B., Zhao G., Combustion characteristics of different parts of corn straw and NO formation in a fixed

375 bed, Biores Technol 99 (2008) 2956-2963.
376 doi.org/10.1016/j.biortech.2007.06.030.

377 [27] Saenger M., Hartge E.U., Werther J., Ogada T., Siagi Z., Combustion of
378 coffee husks. Renew Energy 23 (2001) 103-121. doi.org/10.1016/S0960-
379 1481(00)00106-3.

380 [28] Wang G., Zander R., Costa M., Oxy-fuel combustion characteristics of
381 pulverized-coal in a drop tube furnace, Fuel 115 (2014) 452-460.
382 doi.org/10.1016/j.fuel.2013.07.063.

383 [29] Lacava P.T., Carvalho Junior J.A., Pimenta A.P., Ferreira M.A., Thermal
384 analysis of an enriched flame incinerator for aqueous residues, Energy 31
385 (2006) 528-545. doi.org/10.1016/j.energy.2005.04.003.

386 [30] Virmond E., De Sena R.F., Albrecht W., Althoff C.A., Moreira R.F.P.M.,
387 José H.J., Characterisation of agroindustrial solid residues as biofuels and
388 potential application in thermochemical processes, Waste Manag 32 (2012)
389 1952-1961. doi.org/10.1016/j.wasman.2012.05.014.

390 [31] Toftegaard M.B., Brix J., Jensen P.A., Glarborg P., Jensen A.D., Oxy-fuel
391 combustion of solid fuels, Progress Energy Combust Sci 36 (2010) 581-625.
392 doi.org/10.1016/j.pecs.2010.02.001.

393

394 **Figures Legends**

395

396 **Figure 1.** Schematic representation of the Drop Tube Furnace (DTF) and
397 feeding system for the biomasses combustion.

398

399 **Figure 2.** Temperature average profiles inside of the DTF combustion chamber
400 for the **pine sawdust** samples in different thermal conversion processes.

401

402 **Figure 3.** Temperature average profiles inside of the DTF combustion chamber
403 for the **sugarcane bagasse** samples in different thermal conversion processes.

404

405 **Figure 4.** Temperature average profiles inside of the DTF combustion chamber
406 for the **coffee husk** samples in different thermal conversion processes.

407

408 **Figure 5.** Temperature average profiles inside of the DTF combustion chamber
409 for the **rice husk** samples in different thermal conversion processes


410

411 **Figure 6.** Temperature average profiles inside of the DTF combustion chamber
412 for the **tucumã seed** samples in different thermal conversion processes.

413

414 **Figure 1**

415

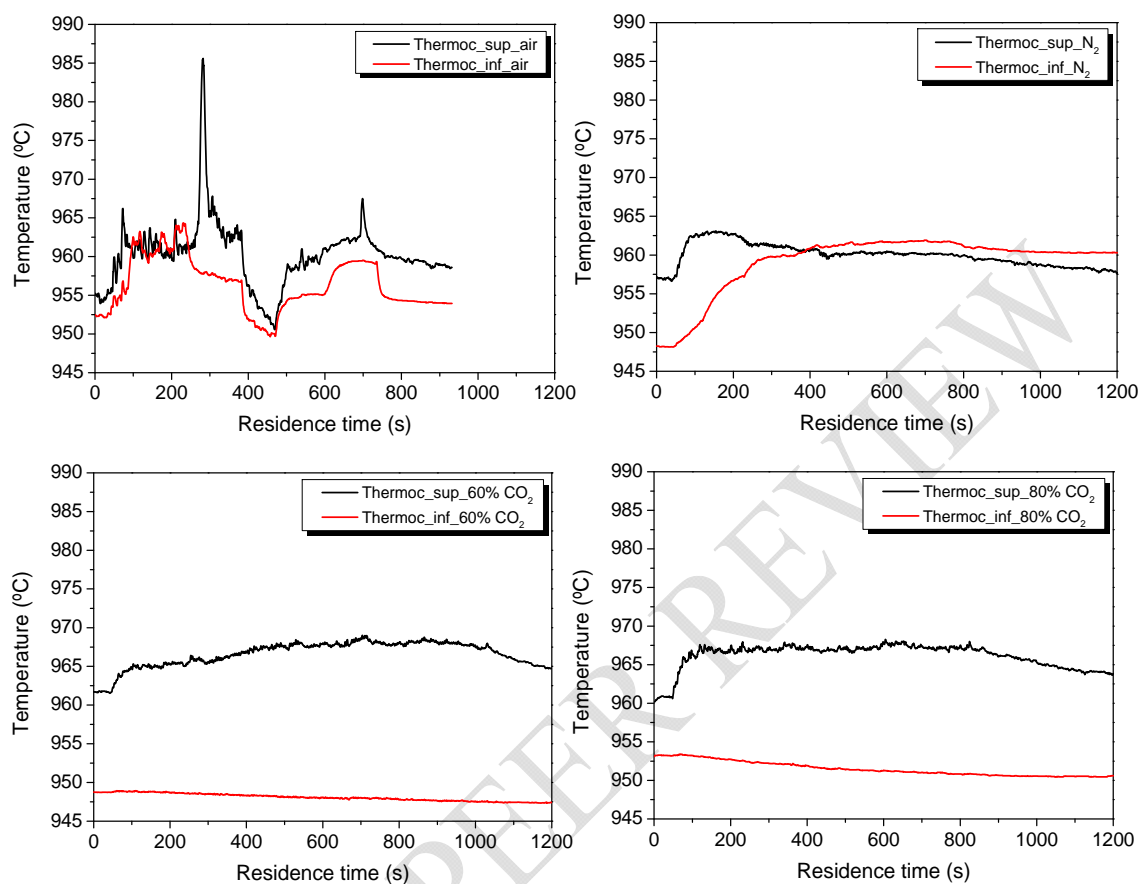


416

417

418 **Figure 2**

419

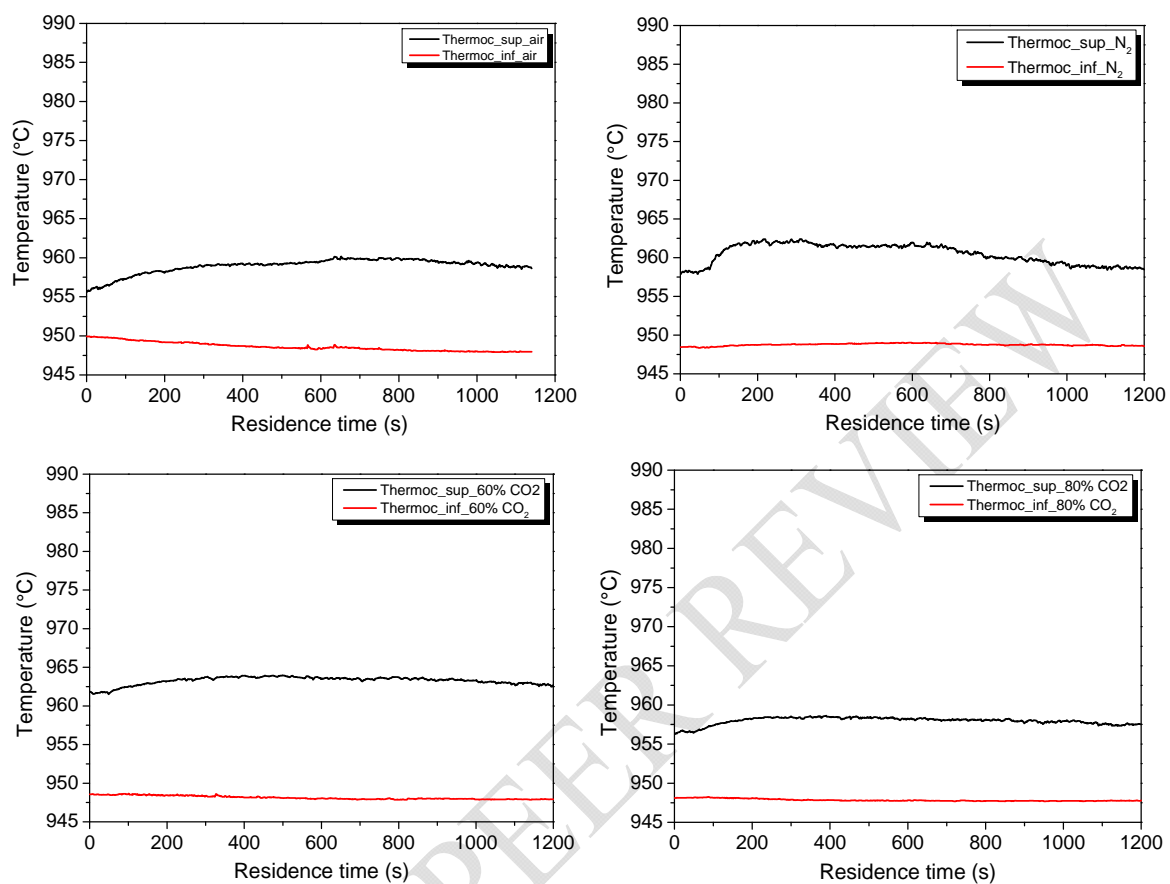


420

421

422 **Figure 3**

423

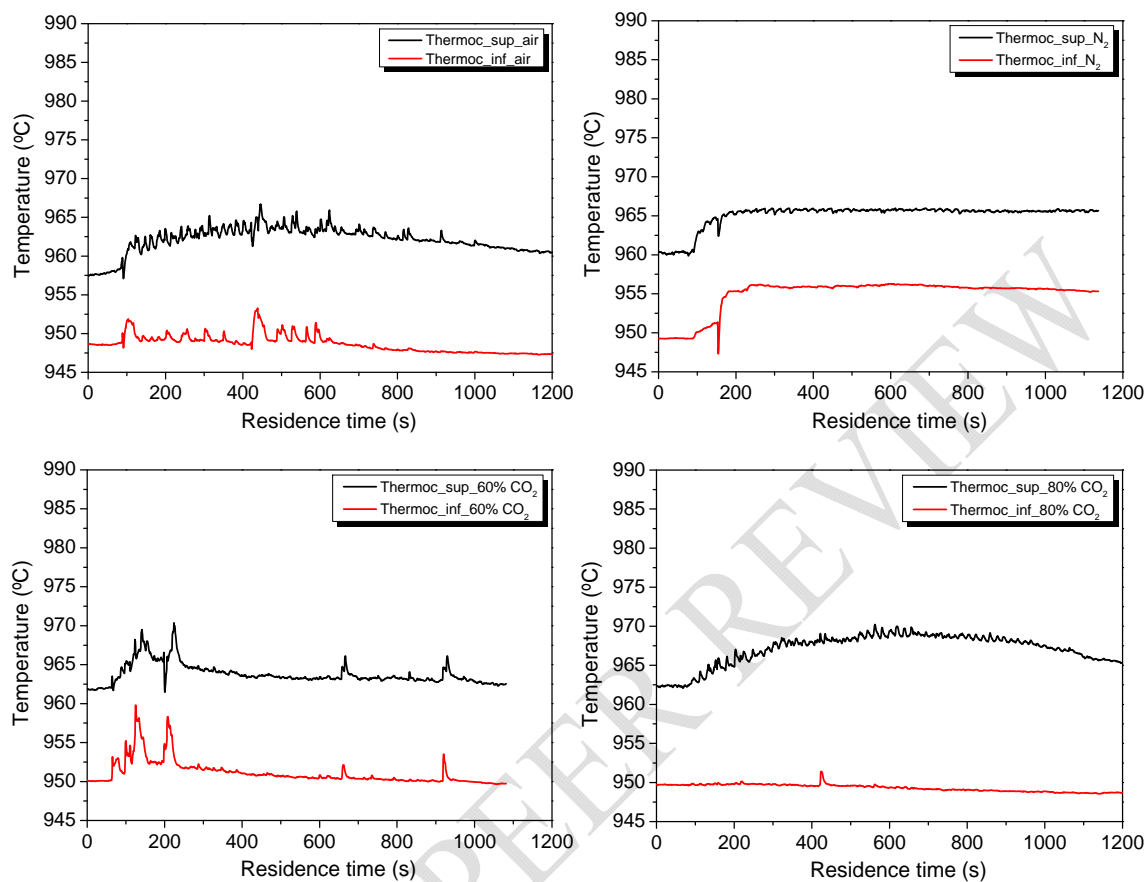


424

425

426 **Figure 4**

427

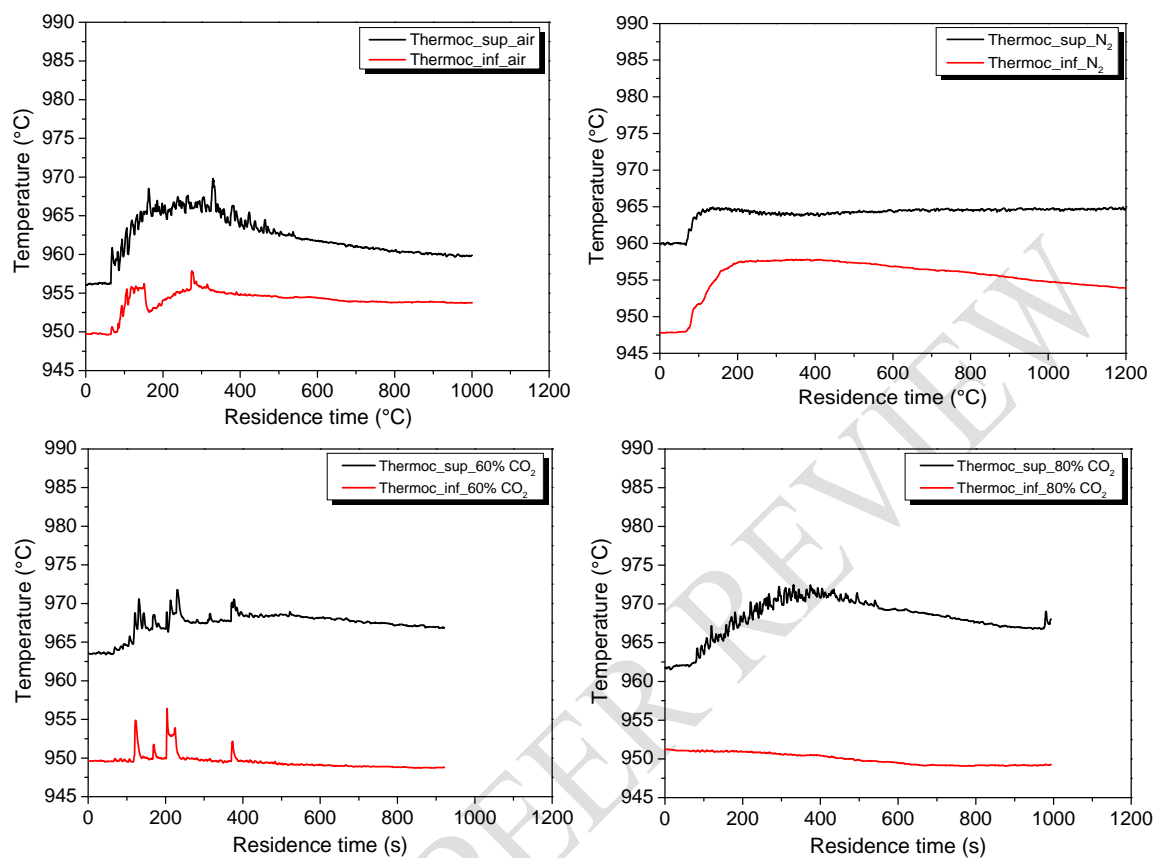


428

429

430 **Figure 5**

431

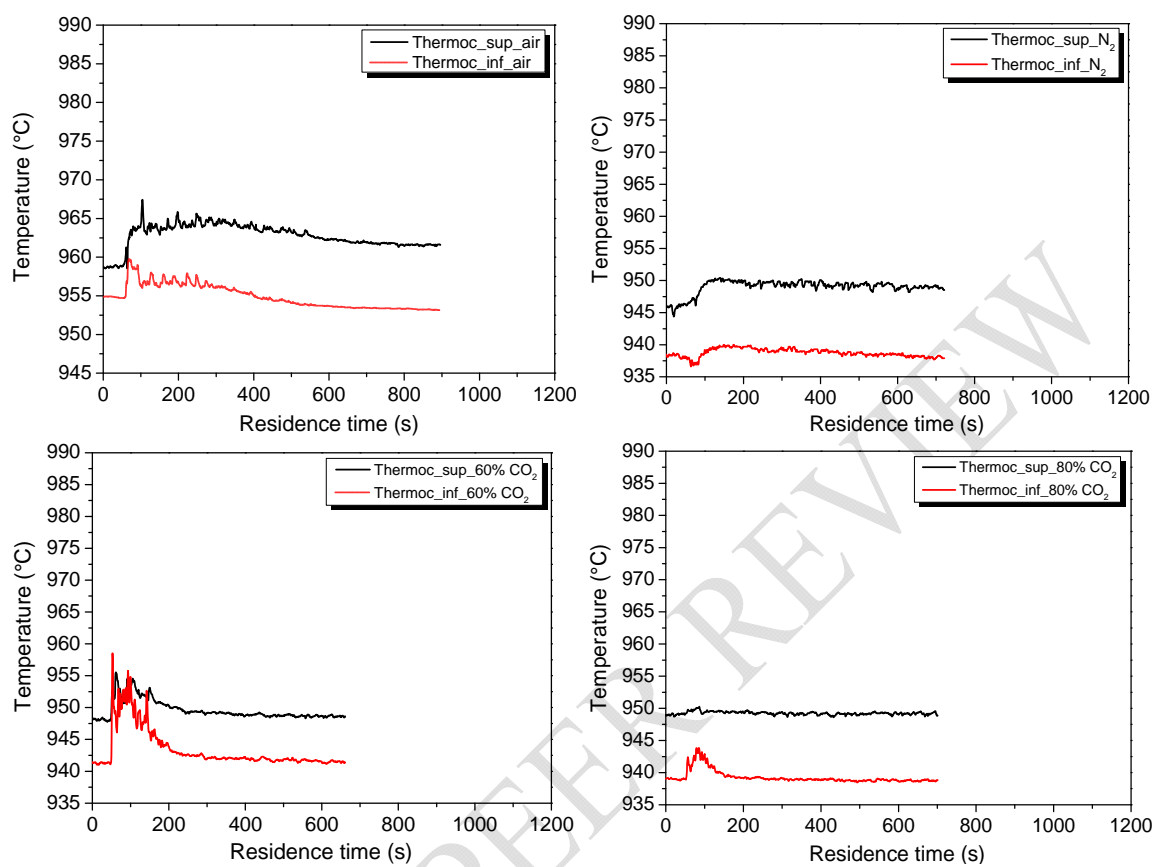


432

433

434 **Figure 6**

435



436

437