

Nitrogen Doses And Humic Substances In Custard Apple Nutrition

ABSTRACT

Custard apple production (*Annona squamosa* L.) in the Brazilian Northeast occurs throughout the year. Its management involves pruning, irrigation, and proper nutrition. The objective of the present work was to verify the influence of different doses of nitrogen and the use of humic substances on soil chemical attributes and tree custard apple nutrition. The experiment was conducted in a commercial orchard in the municipality of Anagé, Southwest region of the state of Bahia, in a randomized block design in a 4 x 2 factorial scheme, four nitrogen doses (0, 284, 568 and 852 g per plant, urea) with and without the application of humic substances (Ks100), with 4 replicates. Soil chemical characteristics, macro and micronutrient contents were evaluated in the leaves of the custard apple tree. Nitrogen rates reduced soil pH and the availability of calcium, magnesium and boron. The application of humic substances increased the content of potassium in leaves. Under the conditions studied, high nitrogen doses influence soil fertility and the application of humic substances does not improve the absorption of most of the nutrients, except potassium, and it did not influence the chemical attributes of the soil.

Keywords: *Annona squamosa*, fertility, anonaceous, urea, fertilization.

1. INTRODUCTION

Bahia is the largest producer of Custard apple (*Annona squamosa* L.) in Brazil, with an estimated area of 3575 ha in 2012, followed by Alagoas, Pernambuco, São Paulo and Ceará [1]. The socioeconomic importance of the crop has been increasing in recent years, especially in the semi-arid region, due to the hot climate, producing fruits with good quality throughout the year [2]. However, Custard apple development is reduced in the fall/winter period. According to [3], it is essential to increase the availability of nutrients in the soil through fertilization to meet the physiological requirements for obtaining good growth and development of the custard apple plant.

Researches with different doses of nutrients under field conditions, for the anonaceae, is an important strategy to optimize the production of this crop [4]. There is little information on the nutritional requirement of the custard apple plant [5]. According to [6], the plant extracts large amounts of nutrients from the soil. Since nitrogen is the most required nutrient, nitrogen fertilization increases the vegetative and reproductive stimulus of custard apple plant [3]. Working with doses of nitrogen and potassium in different production seasons, [7] observed linear increase in leaves nitrogen contents with the increase of nitrogen fertilization in the prunings performed in the fall/winter period. However, high doses of nitrogen can cause acidification in the soil and influence nutrient availability and plant nutrition [8, 9].

Another alternative is the use of humic substances, which provides an improvement in nutrient absorption [10]. According to [11], the use of humic substances improves the absorption of the applied fertilizer and increases the nutrient content in custard apple leaves. In addition, it favors plant photosynthesis [6]. However, the effectiveness of humic substances is influenced by the studied crop, soil conditions, dose, source, and form of application [12, 13, 14]. It may act directly on the growth of the plant or on improving the conditions for the development of the crop [10].

There is little information in the literature on custard apple nutrition, on the effect of humic substances and ideal nitrogen doses in autumn/winter pruning. According to [3], the custard apple producers modify the nitrogen/potassium ratio in the fertilization as a function of the time of the year, from 2 to 4 parts of nitrogen to 1 of potassium in autumn/winter pruning. Therefore, the objective of this work was to verify the influence of different doses of nitrogen and the application of humic substances on soil chemical attributes and custard apple plant nutrition.

2. MATERIAL AND METHODS

2.1. Site of study

The experiment was conducted from May 10th to October 24th, 2017, in a commercial custard apple orchard at Rancho Alegre farm, in the municipality of Anagé, Southwest region of the State of Bahia, located at 14°26' south latitude and 41°04' Longitude West of Greenwich, with 335 m of altitude, (elevation above sea level) in which prevails the semi-arid climate, classified as Bwsh according to Köppen, with average precipitation of 656 mm year⁻¹, average annual temperature of 22.3 °C, minimum of 19.0 °C and maximum of 29.0 °C.

2.2. Experimental design

The experimental design was a randomized complete block design with 4 x 2 factorial design, with 4 N doses (0, 284, 568 and 852 g of N per plant, in the form of urea), with and without the application of humic substances, with 4 replicates. The plots were composed of 4 plants, the first and the last plant were considered as borders.

2.3. Plant and Area Characteristics

The custard apple plants of the experiment were 20 years old, originated from seed propagation, planted in 7 x 4 m spacing. They had a mean height of 3.65 m, crown diameter of 4.42 m and trunk diameter of 0.14 m, at 20 cm height from the soil. The irrigation used is of the micro sprinkler type, with flow rate of 30 liters hour⁻¹, a daily irrigation shift of 3 hours, one sprinkler being used for each two plants. The soil analysis presented in Table 1 followed the methodology of [15], the soil texture is sandy clay loam.

Table 1. Soil chemical analysis of the area planted with custard apple, Anagé-BA, 2017

Depth	pH (H ₂ O)	P ⁺ mg dm ⁻³	K ⁺	Ca ⁺²	Mg ⁺²	Al ⁺³	H ⁺	Na ⁺	V %	O.M.
0-20cm	7.1	35	0.54	4.4	3.5	0	1.1	0.13	89	1.3
20-40 cm	7.0	14	0.53	4.2	3.2	0	1.2	0.11	87	0.8

* Mehlich 1.

The climatic characteristics of the experimental period are presented in Figure 1, according to data from INPE meteorological station 32494.

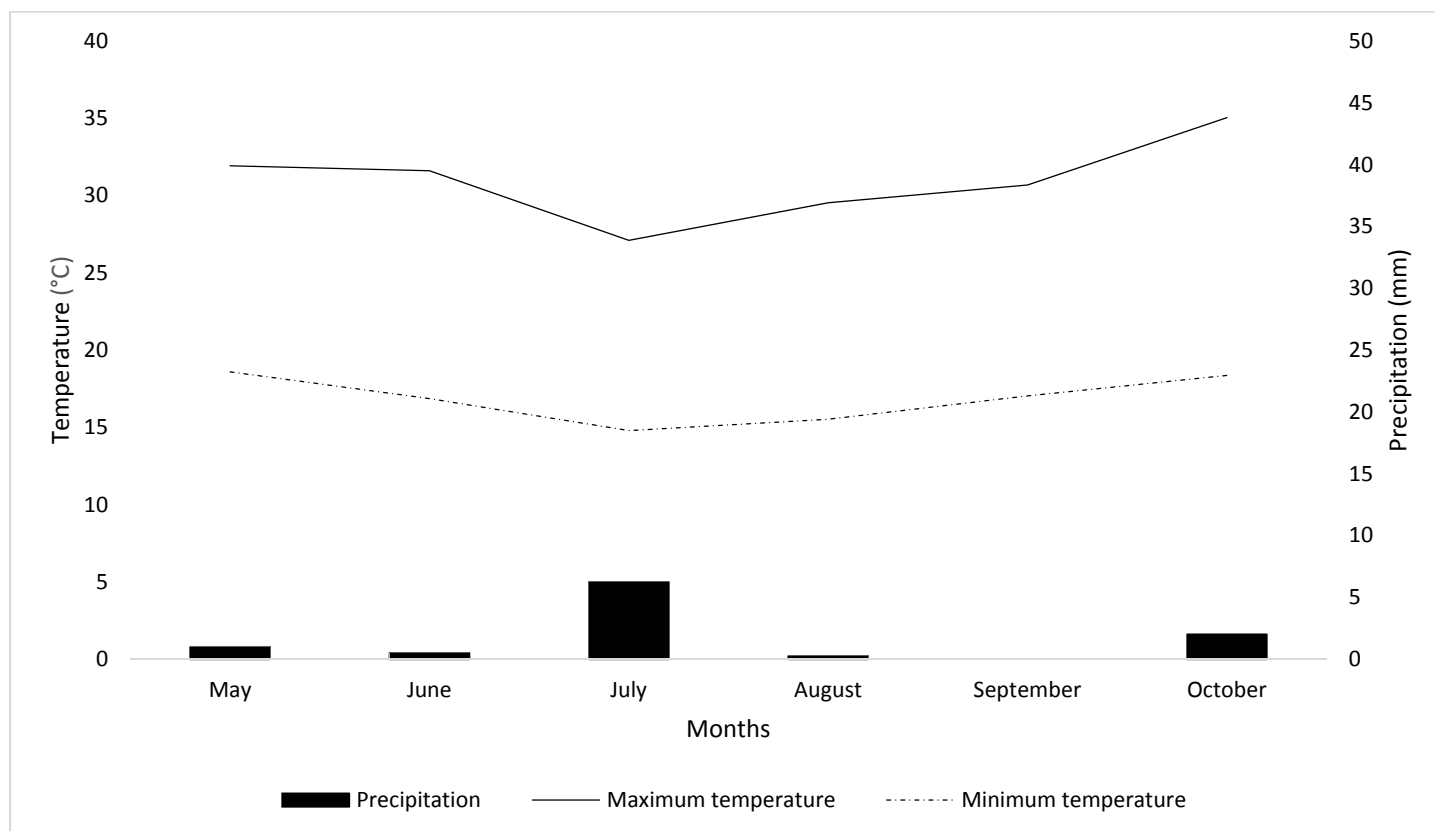


Figure 1. Monthly precipitation, mean maximum and minimum temperatures from May to October, Anagé-BA, 2017

In order to characterize the nutritional status of the custard apple plants, the fifth and sixth leaves of the middle third were collected in 20 plants randomly prior to the implantation of the experiment [16]. Data of the initial leaf nutritional characteristics of the custard apple plants are presented in Table 2, and analysis was performed according to the methodology described by [15].

Table 2. Leaf nutrient content of custard apple before the implantation of the experiment, Anagé-BA, 2017

N	P	K	Ca	Mg	S	B	Cu	Fe	Mn	Zn
g kg ⁻¹					mg kg ⁻¹					
32.7	2.27	14.6	11.49	4.16	2.13	63.97	17.87	160.04	65.65	10.85

Pruning was done with scissors, in order to standardize the branches, leaving them with approximately 0.2 m, the manual defoliation of these branches was also performed. After pruning, the plants were fertilized with 50 g of FTE BR 12 and 200 g of TOPMIX (52% of P₂O₅ and 11% of N), applied at 0.2 m depth in crown projection. 350 g of potassium chloride (58% of K₂O) was applied, in 7 doses every 15 days, starting 45 days after pruning.

3.4. Treatments

The application of the humic substance was performed after pruning, applying 10 g per plant of commercial product Ks 100 (Omnia Brazil), distributed in the projection of the crown., The physico-chemical characteristics of this product analyzed according to the methodology described by [17], are presented in table 3. The different nitrogen doses were applied every 15 days from the pruning operation, using urea as the source of N (46% of N), applied under the projection of the crown.

Tabla 3. Chemical attribute of the product Ks 100.

Chemical attribute	Values	Unity
N Total	0.45	%
P ₂ O ₅ Total	0.08	%
P ₂ O ₅ (2% citric acid)	0.02	%
K ₂ O (H ₂ O)	2.00	%
Ca Total	0.26	%
Mg Total	0.30	%
S Total	0.12	%
Zn Total	0.00	%
B Total	0.00	%
Cu Total	0.00	%
Mn Total	0.00	%
Fe Total	0.26	%
C.O.	4.75	%
CTC/C	0.00	%
pH	9.65	
moisture	11.10	%
density	0.82	M/V
Si Total	3.85	%
Al Total	1.85	%
Co Total	0.00	%
fulvic acid	2.34	%
humic acid	3.65	%

94

95

3.5. Variables studied and statistical analysis

97

The nutritional status of the plants was evaluated collecting leaves following the methodology proposed by [16], at 156 days after pruning. The leaves were packed in paper bags and washed in water, rinsed with distilled water and dried in an oven with forced air circulation at 65 °C until constant mass was obtained.

Soil samples were also collected in the crown projection in the 0-0.20 m layer, and the samples were dried in shade. After that, the samples were sent to the laboratory where the chemical analyzes of macro and micronutrients were carried out according to the methodology of [15].

After testing for normality and homogeneity the analysis of variance was performed using SISVAR Software [18], and quantitative data were submitted to regression analysis.

3. RESULTS

107

3.1. Soil chemistry

109

The levels of remaining P, K, H + Al (Table 4), base saturation and soil organic matter at 156 days after pruning, when it was observed that they were not influenced by the applied treatments. According to the classes proposed by [19], the values of potassium, base saturation and soil organic matter content are very good, medium and low, respectively.

111

values of potassium, base saturation and soil organic matter content are very good, medium and low, respectively.

112

113

114 Table 4. Mean values of remaining phosphorus, potassium, hydrogen + aluminum, base saturation and organic matter
 115 after to the application of humic substances (HS), general mean and coefficient of variation (C.V.) in soil cultivated with
 116 custard apple, Anagé-BA, 2017

	P(rem)	K ⁺	H+Al	V	O.M.
	mg dm ⁻³	cmol _c dm ⁻³	mmol _c dm ⁻³	%	g dm ⁻³
With HS	54.45 ^{ns}	0.64 ^{ns}	41.18 ^{ns}	46.63 ^{ns}	16.47 ^{ns}
Without HS	57.38	0.53	29.43	54.73	13.42
Mean	55.92	0.58	35.31	52.20	14.95
C.V. (%)	8.97	37.19	63.70	33.74	33.29

117 ^{ns} non-significant by F test ($P=0.05$)

118

119 Micronutrients (Table 5) were not influenced by the application of humic substances and there was no significant
 120 regression for the nitrogen doses. According to the classes proposed by [19], the levels found in the present experiment
 121 for copper, manganese and zinc are high and iron is low.

122

123 **Table 5. Average micronutrient content as a function of the application of humic substances (HS), general mean**
 124 **and coefficient of variation (C.V.) of soil cultivated with custard apple, Anagé-BA, 2017**

	Cu	Fe	Mn	Zn
	mg dm ⁻³			
With HS	2.85 ^{ns}	14.83 ^{ns}	14.98 ^{ns}	10.99 ^{ns}
Without HS	2.68	12.83	12.24	11.44
Mean	2.77	13.84	13.60	11.21
C.V. (%)	40.70	38.76	43.54	57.78

125 ^{ns} non-significant by F test ($P=0.05$)

126

127 The increase of the nitrogen doses caused reduction of 1.21 in soil pH, in the calcium content of 15.18 mmol_c dm⁻³ and
 128 9.71 mmol_c dm⁻³ in the magnesium content (Figure 2 (A, C and D)). Corroborating with the results found by [8] working
 129 with doses of urea in dwarf coconut. This variation in pH caused the availability of aluminum to increase 4.48 mmol_c dm⁻³
 130 as a function of N rates (Figure 1B). This same behavior was observed by [9] working with doses and sources of nitrogen
 131 in soil cultivated with mombaça grass.

132 The phosphorus content increased by 3.21 mmol_c dm⁻³ as a function of the growth of the nitrogen doses (Figure 2E).
 133 Different behavior from that observed by [9], where the levels of phosphorus reduced with increasing doses of nitrogen.
 134 Boron levels reduced by 0.06 with the nitrogen rates.

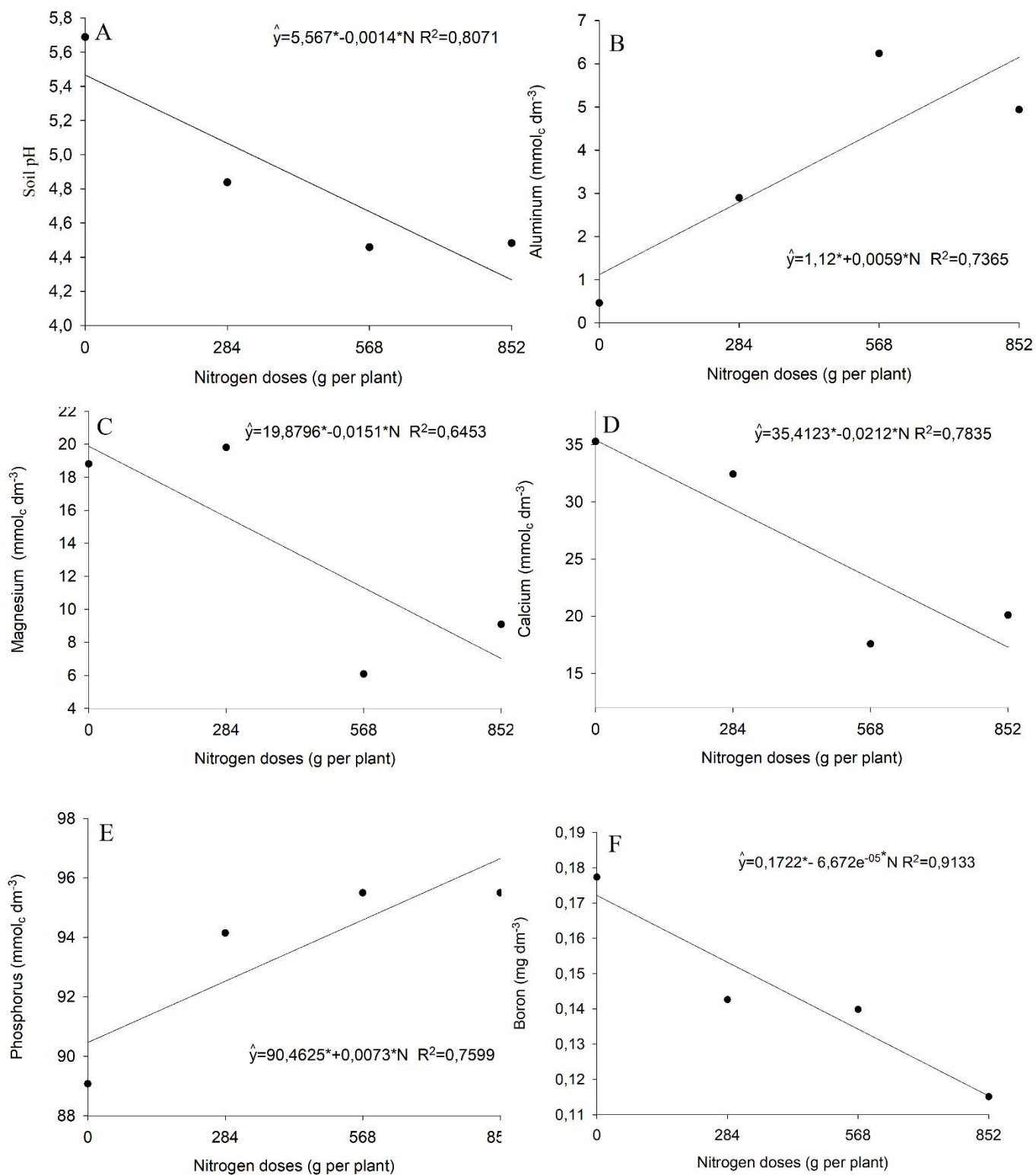


Figure 2. PH values (CaCl₂, A) and aluminum (B), magnesium (C), calcium (D), phosphorus (E) and boron (F) values of soil cultivated with custard apple as a function of nitrogen doses, Anagé-BA, 2017. * Significant ($P=0.05$).

3.2. Nutrition of the plants

141
142
143
144
145
146
147
148
149
150

151

152
153

154

155

156
157
158

159

160
161
162

The application of humic substances increased the potassium contents and did not influence the contents of the other nutrients in the custard apple leaves (Table 5). This behavior differs from that observed by [11], working with custard apple, which observed an increase in nitrogen contents with addition of humic substances. Working with pineapple seedlings, [20] observed increases in potassium content in their leaves with the use of humic substances. The levels of N are in the ideal range according to [3], since P, K and Mg are above and S and B are below. Studying nitrogen rates and application of humic substance [11] obtained lower levels of N, P, K, Mg and S. Working with organic fertilizer [21] found similar levels of N, Mg and S, lower than P, K and higher Ca. The boron and manganese contents are below the average levels shown by [22]. Iron and copper contents are close to those found by the same authors. The contents of B, Cu and Zn are close to those found by [5] and below those found by [21]. The same authors found smaller Fe and Mn contents.

Table 5. Average leaf nutrient content due to the use of humic substances (HS), general averages and coefficient of variation (C.V.) the custard apple, Anagé-BA, 2017

	N	P	K	Mg	S	B	Cu	Fe	Mn
	g kg ⁻¹				mg kg ⁻¹				
With HS	30.6 ^{ns}	1.98 ^{ns}	14.65 [*]	3.53 ^{ns}	2.21 ^{ns}	38.48 ^{ns}	6.26 ^{ns}	145.68 ^{ns}	62.65 ^{ns}
Without HS	31.29	2.04	16.71	3.62	2.24	43.35	6.48	146.13	65.03
Mean	30.97	2.01	15.18	3.58	2.23	36.18	6.37	145.91	63.84
C.V. (%)	4.48	10.58	9.25	12.74	9.28	42.55	7.28	9.87	18.72

^{*}, ^{ns} significant and non-significant by F test (*P*=0.05)

Leaf calcium levels (Figure 3A) showed tendency to increase with increasing nitrogen doses, increasing 1.98 g kg⁻¹ and zinc contents (Figure 3B) had reduction of 1.08 mg kg⁻¹ depending on the nitrogen doses. The levels of zinc and calcium are below ideal according to [3, 22]. Calcium levels are close to that observed by [5, 11].

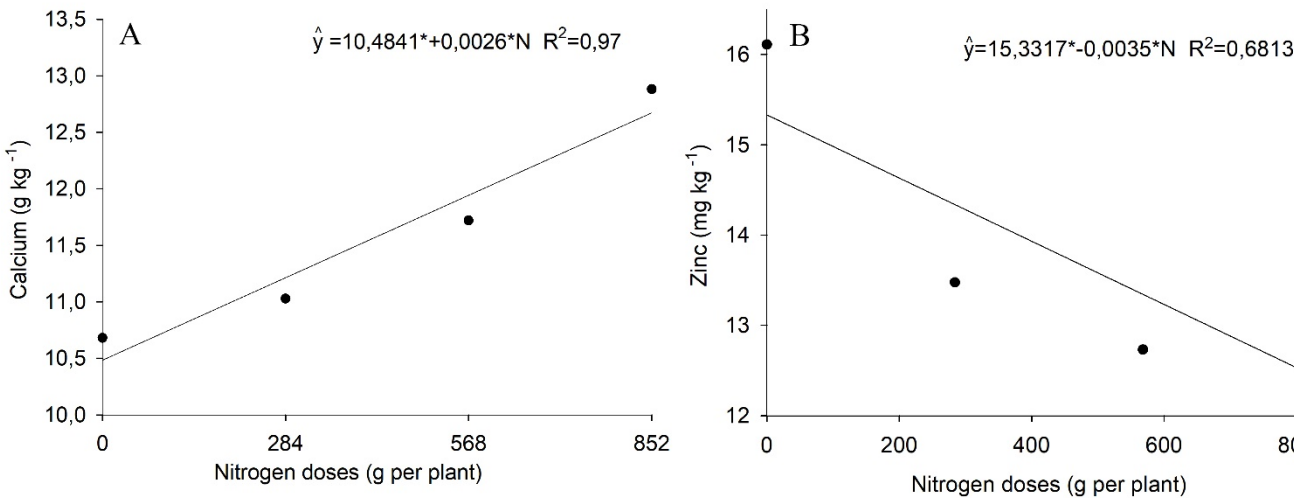


Figure 3. Calcium (A) and zinc (B) content in custard apple leaf as a function of nitrogen doses, Anagé-BA, 2017.
*** Significant (*P*=0.05).**

4. DISCUSSION

4.1. Soil Chemistry

Soil acidification was probably caused by nitrification reaction from ammonium to nitrate. The urea initially has an alkaline reaction in the soil, later the nitrification performed by microorganisms of the genus *Nitrosomonas* and *Nitrobacter* cause acidification in the soil [23, 24]. Therefore, it can be affirmed that the application of nitrogen fertilizers acidifies the soil [25].

The reduction in Ca and Mg contents occurred due to changes in availability caused by pH. According to [26], this can occur due to the leaching loss of cations (Ca^{2+} and Mg^{2+}), being replaced in the soil cation exchange complex by aluminum.

The phosphorus content increased with the nitrogen doses probably due to the favoring of the decomposition of the pruning remains. The degradation of straw is favored by the application of nitrogen [27], because the microorganisms involved require nitrogen for decomposition.

The reduction in soil boron availability with increased nitrogen rates is probably associated with pH variation. By studying the variation in boron adsorption as a function of pH, [28] found that low and very high values favor adsorption, reducing availability. In this work, the pH at the highest nitrogen dose reached 4.5, being within the favorable range of adsorption. In addition, [29] reports that in acidic pH, organic matter is the main source of boron, with the increase associated with the same behavior described for phosphorus.

4.2. Nutrition of the plants

The increase in potassium leaf content with the use of humic substances is associated with increased absorption. The application of humic substances increases the electrochemical gradient between the roots and the soil [30] and acts on the expression of the genes encoding H⁺ ATPases proteins and their activation [13]. The same authors report that the action of the humic substances are directly related to pH, this shows that the lack of results in the other nutrients may be associated with this.

The low calcium contents occurred due to the high levels of potassium and magnesium in the soil, which compete for the same absorption sites [29], which is justified by the high levels of foliar potassium shown above. The increase in foliar calcium content with nitrogen doses is associated with reduced competition with magnesium contents, which reduced the effect of pH.

Applications of nitrogen doses led to an imbalance in the nutrition of the plants, where boron, zinc, manganese, and sulfur contents are limiting their development. Sulfur and manganese are directly linked to the nitrogen assimilation reduction process [29].

Therefore, because of the Custard Apple being a culture that still demands many studies, because of its importance I grew growing over the years, by the use of high doses of nitrogen by the producers in the cold season of the year (study time). Other studies should be carried out, varying the sources of nitrogen, in order to avoid the effect of acidification of the soil, and to verify if the use of high nitrogen doses in the crop / crop cycle conducted in the autumn / winter is justified. Improving also fertilization with micronutrients and with sulfur.

5. CONCLUSION

Under the conditions in which the present work was conducted, we concluded that high nitrogen levels cause acidification in the soil, reducing the availability of calcium, magnesium and boron and increasing the levels of aluminum and phosphorus. The application of humic substance in soil cultivated with custard apple does not affect the absorption of most of nutrients with the exception of potassium, causing an increase, and it does not influence the chemical attributes of the soil.

210

211

212 6. REFERENCES

- 213 1. LEMOS EEPde. The production of anonaceous plants in Brazil. *Revista Brasileira de Fruticultura*. 2014; 36: 077-085.
- 214 2. São José AR, Pires MdeM, Freitas ALGEde, Ribeiro DP, Perez LAA. News and perspectives of the anonáceas in the
215 world. *Revista Brasileira de Fruticultura*. 2014; 36: 086-0993.
- 216 3. São José AR, Prado NB, Bomfim MP, Rebouças THN, Mendes HTAE. March of nutrient absorption in anonaceous.
217 *Revista Brasileira de Fruticultura*. 2014; 36: 176-183.
- 218 4. Rozane DE, Natale W. Liming, fertilization and mineral nutrition of anonaceae. *Revista Brasileira de Fruticultura*. 2014;
219 36: 166-175.
- 220 5. Cavalcante LF, Pereira WE, Curvêlo CRS, Birth JAM, Cavalcante IHL. Nutritional status of pines under organic soil
221 fertilization. *Agronomic Science Journal*. 2012; 43: 579-588.
- 222 7. Souza IVB. Characteristics and quality of pine nut fruits (*Annona squamosa* L.), in the State of Bahia, due to NK
223 fertilization. PhD Thesis, State University of Southwest of Bahia, Vitória da Conquista, 2016. 156p.
- 224 6. Cavalcante IHL, Cunha MdosS, Rocha LFda, Santos EM, Junior GBdaS. Physiological indexes of the pine tree as a
225 function of nitrogen fertilization and humic substances. *Agrarian Sciences Journal*. 2014; 57: 85-89.
- 226 8. Sobral LF, Nogueira LC. Influence of nitrogen and potassium, via fertirrigation, on soil attributes, foliar critical levels and
227 dwarf coconut production. *Brazilian Journal of Soil Science*. 2008; 32: 1675-1682.
- 228 9. Rosado TL, Gontijo I, Almeida MSde, Andrade FV. Sources and doses of nitrogen and changes in chemical attributes
229 of a latosol cultivated with mombaça grass. *Brazilian Journal of Soil Science*. 2014; 38: 840-849.
- 230
- 231 10. Nardi S, Pizzeghello D, Muscolo A, Vianello A. Physiological effects of humic substances on higher plants. *Soil*
232 *Biology and Biochemistry*. 2002; 34: 1527-1536.
- 233 11. Cunha MS, Junior GBS, Cavalcante IHL, Santos EM, Albano FG, Rocha LF. Nutritional status of custard apple
234 (*Annona squamosa*) as a function of nitrogen fertilizing and humic substances. *Journal of the Faculty of Agronomy*.
235 2014; 31: 493-509.
- 236 12. Canellas LP, Olivares FL, Aguiar NO, Jones DL, Nebbioso A, Mazzei P, Piccolo A. Humic and fulvic acids as
237 biostimulants in horticulture. *Scientia Horticulturae*. 2015; 196: 16-17.
- 238 13. Ramos AC, Dobbss LB, Santos LA, Fernandes MS, Olivares FL, Aguiar NO, Canellas LP. Humic matter elicits proton
239 and calcium fluxes and signaling dependent on Ca²⁺ -dependent protein kinase (CDPK) at early stages of lateral
240 plant root development. *Chemical and Biological Technologies in Agriculture*. 2015; 2: 1-12.
- 241 14. Silva AC, Canellas LP, Olivares FL, Dobbss LB, Aguiar NO, Frade DAR, Rezende CE, Peres LEP. Promotion of root
242 growth of tomato seedlings by humic substances isolated from peat bogs. *Brazilian Journal of Soil Science*. 2011;
243 35: 1609-1617.
- 244 15. Brazilian Agricultural Research Corporation - EMBRAPA. Manual of chemical analyzes of soils, plants and fertilizers.
245 National Soil Research Center. 2.ed. rev. Rio de Janeiro, 2009.

- 246 16. Pin ACdeQ. Gravile. In: Chrysostom LA, Naumov A. (eds.). Fertilizing for high productivity and quality: tropical fruit
247 trees of Brazil. Translation Lindburgo Araújo Crisóstomo. Fortaleza: Embrapa Agroindústria Tropical, 2009. pp:
248 206-222.
- 249 17. Ministry of Agriculture, Livestock and Supply (MAPA). Manual of official analytical methods for fertilizers and
250 correctives. Brasília, MAPA, 2017.
- 251 18. Ferreira DF. Sisvar: a computer statistical analysis system. Science and Agrotechnology. 2011; 35: 1039-1042.
- 252 19. Ribeiro AC, Guimarães PTG, Alvarez V VH. Recommendations for the use of correctives and fertilizers - 5th
253 Approach. Soil Fertility Commission of the State of Minas Gerais, Viçosa, MG.1999.
- 254 20. Santos PCdos, Silva MPSda, Freitas SdeJ, Berilli SdaS, Altoé JA, Silva AdeA, Carvalho AJCde. Humic and
255 brassinosteroid acids in the growth and nutritional state of shoots of pineapple crowns. Brazilian Journal of
256 Agricultural Sciences. 2014; 9: 532-537.
- 257 21. Leonel S, Araújo JF, Tecchio MA. Biofertilization and organomineral fertilization: denutrient concentration in the leaf
258 and yield of pine nut fruits. Irriga Magazine. 2015; 1: 40-51.
- 259 22. São José AR, Souza IVB, Morais OM, Rebouças TNH. Anonáceas: production and market. Vitória da Conquista:
260 UESB / DFZ. 1997.
- 261 23. Urquiaga S, Malavolta E. Urea: An organic fertilizer with potential for organic agriculture. Caderno de Ciência &
262 Tecnologia. 2002; 19: 333-339
263 .
- 264 24. Moreira FMS, Siqueira OJ. Microbiology and soil biochemistry. 2.ed. Federal University of Lavras, Lavras, 2006.
- 265 25. GE S, ZHU Z, JIANG Y. Long-term impact of fertilization on soil pH and fertility in an apple production system. Journal
266 of Soil Science and Plant Nutrition. 2018; 18: 282-293.
- 267 26. Lange A, Carvalho JLNde, Damin V, Cruz JC, Marques JJ. Changes in soil attributes due to application of nitrogen
268 and straw in a no - tillage system in maize crop. Rural Science. 2006; 36: 460-467.
- 269 27. Vitti AC, Trivelin PCO, Cantarella H, Franco HCJ, Faroni CE, Otto R, Trivelin MO, Tovajar GJ. Mineralization of the
270 straw and growth of sugarcane roots related to nitrogen fertilization of plantation. Brazilian Journal of Soil Science.
271 2008; 32: 2757-2762.
- 272 28. Soares MR, Casagrande JC, Alleoni LRF. Adsorption of boron in acidic soils as a function of pH variation. Brazilian
273 Journal of Soil Science. 2008; 32: 111-120.
- 274 29. Malavolta E. Mineral nutrition of plants. São Paulo: Agronômica Ceres, 638p
275 .
- 276 30. Zandonadi DB, Canellas LP, Façanha AR. Indoleacetic and humic acids induce lateral root development through a
277 concerted plasmalemma and tonoplast H⁺pumps activation. Planta. 2007; 225: 1583–1595.
278