

Efficient thermal cycle undergoing adiabatic contraction based work by releasing heat

Ramon Ferreiro Garcia

Ind. Eng. Dept. ETSNM, Paseo de Ronda 51, 15011, University of A Coruna, Spain

ABSTRACT

By means of observational evidence it is shown that, among the vast amount of heat-work interactions occurring in closed process based transformations, there exists the possibility of doing a transformation characterized by doing useful mechanical work by contraction based compression, while increasing the internal energy. Such thermodynamic transformation has never been considered in processes. However, in reality closed contraction based compression process are physically possible in which net work is produced by contraction of a thermal working fluid while fulfilling the fundamental laws. Thus, the objective is therefore to analyze heat-work interaction modes in closed processes conducted by heat addition, heat extracting and net work done by the process. Therefore, this analysis focuses on the feasible thermodynamic transformations contributing to the achievement of efficient closed processes based thermal cycles. The proposed cycles are characterized by performing mechanical work both in the expansion phase due to heat addition, and in the compression phase due to heat releasing. The cycles achieved are characterized by operating with closed thermal processes in which both transformations with isochoric heat addition and isochoric heat extraction are associated with useful mechanical work at high performance. The analysis of the cycle between top working temperatures ranging from 350 to 700 K while bottom temperature approaches 300 K has been carried out, corroborated by experimental validation for low temperatures, in the order of 350 degrees Kelvin through a test bench designed specifically for this task. It is also worth noting that the thermal efficiency is independent of the temperature ratio. Therefore the results indicate that for lower temperatures below 690 K, the thermal efficiency of the cycle exceeds the Carnot factor, which is an efficient means of recovering residual or low-grade heat efficiently.

Keywords: Closed processes, Closed processes-based cycles, Contraction work, Cooling-based work Expansion work, Heat-work interaction, Heating-based work.

Nomenclature	acronyms
Δp_{sy} direction of pressure changes	CF Carnot factor, Carnot efficiency
C_p specific heat at constant pressure (kJ/kg-K)	CES Carnot, Ericsson and Stirling cycles
C_v specific heat at constant volume (kJ/kg-K)	COP coefficient of performance
η_{th} thermal efficiency (%)	HEX heat exchanger
(η_c) Carnot efficiency (%)	psm piston stroke motion
n polytropic exponent	p_{sy} system pressure
γ adiabatic exponent	p_{su} surrounding pressure
p pressure (kPa)	ΔV volume change
p_{sy} pressure in the closed system (kPa)	WF working fluid
p_{su} pressure at the surroundings (kPa)	
q specific heat flow (kJ/kg)	

q_i	specific heat in (kJ/kg)
q_o	specific heat out (kJ/kg)
Q	heat (kJ)
Q_i	heat in (kJ)
Q_o	heat out (kJ)
R	ideal gas constant (kJ/kg-K)
s	specific entropy (kJ/kg-K)
T	temperature (K), [K]
T_{MAX}	Top temperature (K), [K]
u	specific internal energy (kJ/kg)
v	specific volume (m ³ /kg)
V	volume (m ³)
w	specific work (kJ)
w_i	specific work in (kJ)
$w_{i(comp)}$	specific compression work in (kJ)
$w_{i(suct)}$	specific suction work in (kJ)
w_o	specific work out (kJ/kg)
$w_{o(exp)}$	specific expansion work out (kJ/kg)
$w_{o(cont)}$	specific contraction work out (kJ/kg)
w_n	net specific work (kJ/kg)

13

14 1. INTRODUCTION

15 The contributions on the field of heat recovery technologies carried out recently has a positive
16 impact in relation to conventional thermal cycles, contributing to increasing performance when
17 based on existing facilities for efficiently using available low-grade heat; this includes the use of
18 wasted or residual **heat** energy **exhausted** by many thermal processes. Nevertheless, a
19 significant amount of heat rejected from industrial applications (mainly low-grade heat) has not
20 yet been efficiently utilised. Conventionally, this is due to the general use of thermal engines
21 that obey the Carnot, Ericsson or Stirling (*CES*) constraints. The Carnot factor (*CF*) is an
22 efficiency limitation for thermal engines that obey *CES*-based architectures, which undergoes
23 two temperature levels. Due to such constraints, this study will analyse efficient heat-work
24 interaction modes to be applied to thermal engines where the thermal efficiency is not
25 constrained by *CF* limitations, yet nevertheless fulfil Clausius and Kelvin Planck statements.
26 Among the conventional techniques applied to obtain high efficiency, thermal cycles are some
27 that are discussed below. For example, Ferreiro et al. [1–5] proposed a non-condensing mode
28 thermal cycle, which converts heat into mechanical work undergoing only closed
29 thermodynamic transformations. These thermal cycles are characterized by their thermal
30 performance, which approximates the Carnot factor with adequate operating conditions.
31 For instance, the thermal efficiency for a high- and low-temperature reservoir of 320 and 305 K
32 respectively is 25.4 % with hydrogen, 36.3 % with helium and 38.1 % with argon as working
33 fluids. The authors published research results [1], demonstrating that closed processes based

34 cycle that works with low-grade heat sources can provide high thermal efficiency. In the same
35 way, they described in [2] an application based on ocean thermal energy, assuming a difference
36 of 20 (K) between top and bottom cycle temperatures with helium as a working fluid, which
37 obtained a high thermal efficiency. Another interesting application of this trilateral cycle consists
38 of a bottoming cycle operating with the residual heat rejected from the steam condenser of a
39 power plant, which yielded unconventional high thermal efficiencies [3]. In [4] the researchers
40 explored a closed processes based thermal cycle to compare adiabatic and isothermal
41 expansions processes, where the Carnot factor is approached at certain operating
42 temperatures. In [5] they also studied ways to select a working fluid for each temperature range
43 in order to achieve high efficiencies under isothermal expansion. The efficiencies achieved in
44 [1–5] are comparably higher than conventional thermal cycles exploiting waste heat.

45 The importance of researching low-grade heat or waste heat applications is due to the amount
46 of heat energy available at negligible cost within the range of medium and low temperatures,
47 with the drawback that conventional thermal cycles cannot make efficient use of such heat
48 because they are mainly based on *CES* (Carnot-Ericsson-Stirling) cycles, in which some cycle
49 transformations are open processes, which contribute to decreasing performance. Therefore,
50 Ferreiro et al. [6], proposed a thermodynamic study of regenerative Otto based cycles with zero
51 NO_x emissions operating with adiabatic and polytropic expansion, where the Carnot factor is
52 approached. They also presented the results of a study dealing with the analysis of the energy
53 and entropy of closed adiabatic expansion based trilateral cycles where the Carnot factor is also
54 approached for certain operating temperatures.

55 In cooling based reverse Carnot cycle systems a large amount of work has therefore been
56 carried out, including rotary desiccant air conditioning systems, and most report that the Carnot
57 factor is approached or even surpassed [8-13]. She et al. [8], therefore proposed a new energy-
58 efficient refrigeration system sub-cooled by liquid desiccant dehumidification and evaporation.
59 This system is characterised by the capacity of the liquid desiccant system to produce very dry
60 air for an indirect evaporative cooler, where results have shown that the proposed hybrid vapour
61 compression refrigeration system achieves significantly higher *COP* than conventional vapour
62 compression refrigeration systems, at the same conditions of operation. In this way, Mandegari
63 et al. [9], performed an exergy analysis and optimization of a dehumidification desiccant wheel
64 (DW) system. The optimal value of the parameters used demonstrates that, when exergy
65 destruction effectiveness is selected as the objective function, the regeneration air velocity is an
66 optimal decision variable. Similarly, Jani. et al. [10] developed an energy and exergy analysis of
67 a solid desiccant vapour compression hybrid air conditioning system, where the rotary desiccant
68 dehumidifier and heater are major contributors to the exergy performance of the system. They
69 suggest the analysis provides knowledge beneficial in determining the theoretical upper limit of
70 the system performance.

71 Kim et al. [11] proposed the integration of a liquid desiccant system into an evaporative cooling-
72 assisted 100 % outdoor air system. Simulation results show that the proposed system
73 consumes 51 % less cooling energy compared to the conventional system. Yinglin et al. [12]

74 experimentally tested a conventional liquid desiccant-vapour compression hybrid air-
75 conditioning and developed a corresponding mathematical model to analyse the effect of the
76 concentrated solution branch in the SSHE (solution-solution heat exchanger) on the cooling
77 capacity of the evaporator. The results show that the percentage of cooling capacity loss of the
78 evaporator exceeds 10 %, with the small concentration difference of 1.5 % in the conventional
79 air-conditioning system. Cui et al. [13] proposed a compact desiccant-evaporative heat and
80 mass exchanger by combining the benefits of the regenerative indirect evaporative cooling and
81 liquid desiccant dehumidification. In this instance, the model displayed clear agreement with the
82 experimental findings with a maximum discrepancy of 8 %. Furthermore, simulation results
83 showed that the outlet temperature of the product air was affected by the working-to-intake air
84 flow rate ratio and the dimensionless channel length, while the outlet humidity ratio of the
85 product air was influenced by the length of the liquid desiccant film and the dimensionless
86 channel length.

87 In the thermo-chemical field, Van Den Einde [14] reviewed the logic of the second law that
88 establish the kinetic energy transfer of the ideal gas Carnot cycle as a universal limit on the
89 convertibility of heat to work in a cyclical process. The author observed that the positive excess
90 heat of a reaction between a supercritical solvent and a solid solute enables a closed power
91 cycle to access input heat from successive thermal reservoirs below its normal temperature,
92 where the heat to work conversion rate of the cycle is compared to the summed work output of
93 ideal gas Carnot cycles using the same amount of heat from the same reservoirs. The results
94 show that the energy conversion rate of the cycle exceeds the isentropic potential of its input
95 heat to do work. Van Den Einde [15] also investigated the potential for complete Rankine cycle
96 exhaust heat regeneration, where the working fluid produced in a closed condensing cycle
97 consists of a low boiling point solvent and a solid solute, where the solution reaction yields a
98 positive excess enthalpy in the solvent's subcritical liquid range near the bottom temperature of
99 the cycle and exhibits retrograde solubility in the solvent's supercritical fluid range near the top
100 temperature of the cycle, which approached the Carnot factor[17].

101 Based on the state of the art technologies, it has been observed that some useful heat-work
102 interaction modes has not been taken into consideration to obtain greater thermal efficiency
103 thermal cycles that undergoes closed processes without phase changes. Therefore, given that
104 the objective of this research is to analyse heat-work interaction modes to establish which can
105 be used in closed processes based thermal cycles, the next section explores the use of feasible
106 thermal engine structures based on reciprocating single or double acting cylinders. These
107 structures undergo closed processes-based thermal cycles that surpass the conventional
108 performance at moderately low top temperatures, and perform work while cooling and heating a
109 working fluid. Section 3 then describes a case study which explores the use of a feasible double
110 acting cylinder operating with a closed process-based thermal cycle, characterised by doing
111 work due to heating and releasing heat from a working fluid. In section 4 the results are
112 analysed and discussed and, finally, in Section 5, conclusions regarding the significant findings
113 are presented and discussed.

114 **2. SINGLE CLOSED PROCESSES BASED HEAT WORK INTERACTIONS**

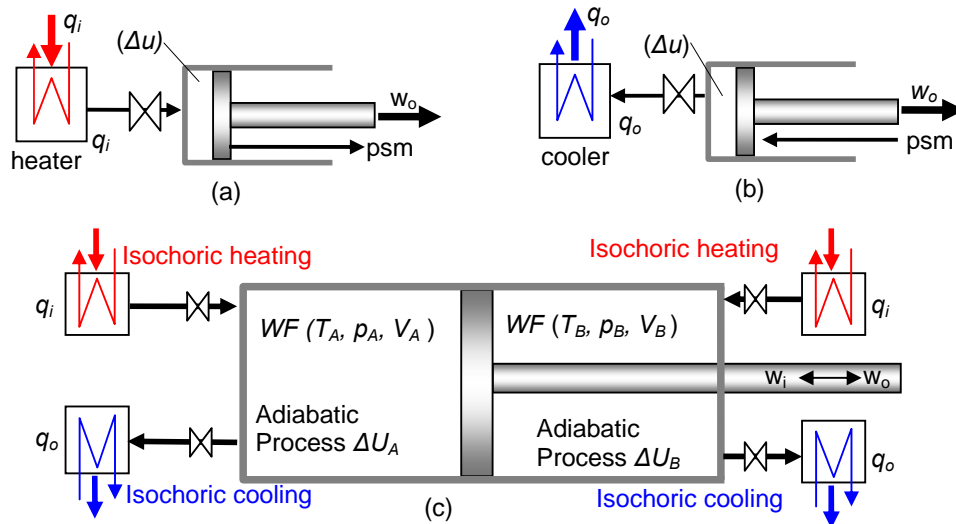
115 Discarding potential and kinetic energies, the displacement based mechanical work can only be
 116 done by means of two heat-work interaction modes undergoing any thermodynamic system:

117 -- by a thermodynamic transformation due to the addition of heat to the thermal working fluid,
 118 and/or

119 -- by a thermodynamic transformation due to the extraction of heat from the thermal working
 120 fluid.

121 Generally the heat can be added at constant volume or at variable volume. In this study the
 122 addition and extraction of heat will be considered as an isochoric process. As shown in Fig 1(a)

123 Fig. 1(b), this characteristic does not imply that the piston remains motionless during the
 124 addition and extraction of heat, because during the addition and extraction of heat to/from the
 125 working fluid, the volume of the cylinder remains isolated from the heat transfer enclosures by
 126 means of its respective valve, which allows his movement freely, while the enclosures volume
 127 remain constant.



128
 129 Fig. 1. Single and double-acting cylinder showing the basic heat work interaction modes by
 130 adding and extracting heat associated to the psm (piston stroke motion). (a), single-acting
 131 cylinder delivering useful work by expansion due to adding heat at constant volume to a working
 132 fluid during a previous heating process. (b), single-acting cylinder delivering useful work by
 133 contraction (contraction based compression) due to releasing heat at constant volume from a
 134 working fluid during a previous cooling process. (c), double-acting cylinder characterised by
 135 performing simultaneously the tasks described in (a) and (b).

136
 137 Discarding the effects of kinetic and potential energies, in closed processes based
 138 transformations the first law indicates us the behaviour of the heat work interaction modes
 139 according to

140
$$\sum q + \sum w = \Delta u \tag{1}$$

141 The same expression detailing the input-output energy of represented in (2) as

$$142 \quad \sum q_i - \sum q_o + \sum w_i - \sum w_o = \Delta u \quad (2)$$

143 where Fig. 1 (a) and (b) depicts two heat-work interaction modes which undergoes delivering of
 144 useful mechanical work by means of adding or releasing heat from a working fluid undergoing
 145 closed processes based thermodynamic transformations.

146 With reference to the heat-work interactions depicted by Fig. 1(a), follows that adding heat to
 147 the working fluid contained in the cylinder chamber, and extracting useful mechanical work
 148 ($w_{o(\text{exp})}$) by expansion of the working fluid undergoing the displacement of the piston from the left
 149 to the right side, internal energy will be described by (2), as.

$$150 \quad \sum q_i - \sum w_{o(\text{exp})} = \Delta u \text{ or,} \quad (3)$$

$$151 \quad q_i = w_{o(\text{exp})} + \Delta u \quad (4)$$

152 Eq. (2) satisfies the principle of the conservation of energy and consequently the first law of the
 153 thermodynamics.

154 Since expression (2) and consequently expression (4) is a general expression, then when
 155 applied to the case of Fig. 1(b), follows that releasing heat from the working fluid contained in
 156 the cylinder chamber, and extracting useful mechanical work ($w_{o(\text{cont})}$) by contraction of the
 157 working fluid undergoing the displacement of the piston from the right to the left side, internal
 158 energy will be described by Eq. (2) as

$$159 \quad - \sum q_o - \sum w_{o(\text{cont})} = \Delta u \text{ or,} \quad (5)$$

$$160 \quad - q_o = w_{o(\text{cont})} + \Delta u, \text{ or} \quad (6)$$

$$161 \quad q_o = -(w_{o(\text{cont})} + \Delta u) \quad (7)$$

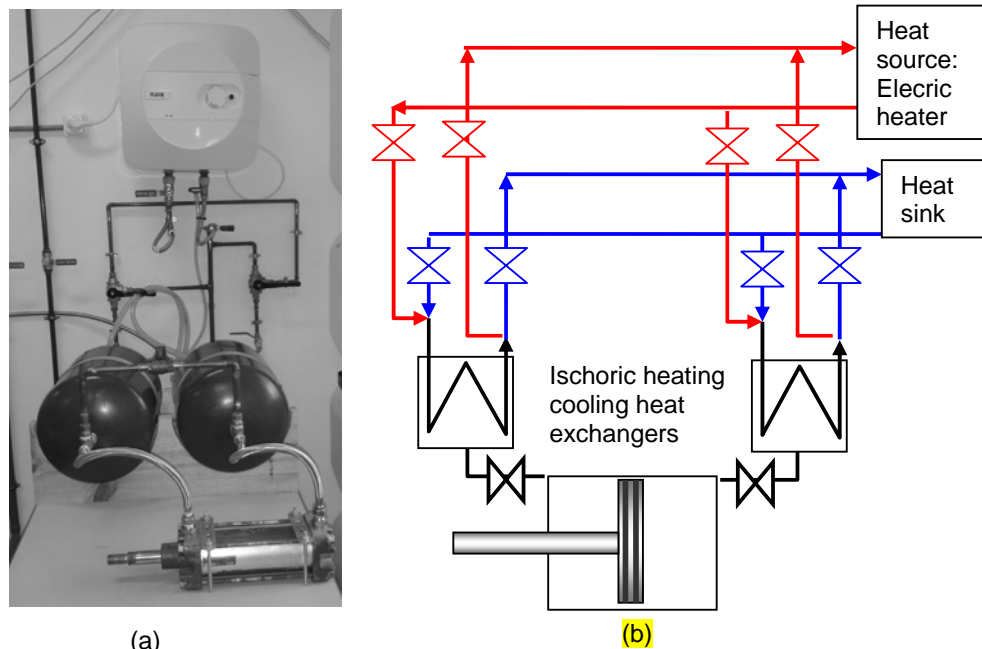
162 Eq. (7) based on the first law confirms that the **extracted** heat undergoing a closed
 163 transformation produces useful net work by contraction based compression of the working fluid.
 164 Thus, the heat-work interaction modes described by means of the Eqs. (4) and (7) are
 165 rigorously true according to the principle of conservation of energy and, consequently, the first
 166 law of thermodynamics. They cannot be refuted since they are backed by theoretical and
 167 observational evidence. Equation (7) expresses the amount of useful work done during an
 168 adiabatic compression process that does useful work while increasing its internal energy
 169 (compression based contraction work).

170

171 **2.1. The experimental set up implemented on a test rig consisting of a double effect** 172 **reciprocating cylinder.**

173 Fig.2. depicts the test rig composed by a double effect reciprocation cylinder equipped with heat
 174 transfer fluid piping, control valves and heat exchangers. Experimental research carried out on
 175 a test rig comprising a small reciprocating double acting cylinder connected to corresponding
 176 heat exchangers suggests that, in terms of the feasible heat-work interaction modes occurring
 177 in single closed thermodynamic transformations, the energy balanced must be supported by
 178 first law as defined conventionally. The working fluid used in the heat-work interactions carried
 179 out is air. In the experiments carried out according to the results of Table 1, it is interesting to

180 know the qualitative behaviour of the closed processes subjected to addition and extraction of
181 heat, rather than the quantitative behaviour.
182



183
184 Fig. 2. Test rig to verify single heat-work interaction modes designed to carry out basic
185 experimental proofs of concept based on patent publication number 2 680 043 and application
186 priority number 201700181. It is equipped with heat exchangers, heating and cooling heat
187 transfer fluids, piping, control valves, and a reciprocating double acting cylinder. (a), the aspect
188 of the test rig. (b), the schematic layout of the test rig.

189 Based on the structure depicted in Fig. 2, the characteristics of the basic test rig are: Heat
190 transfer fluids for heat source and heat sink, water. Thermal working fluid for concept proof,
191 standard air. Range of heat transfer flow, 0.0-002 m³/min. Working fluid pressures for proof of
192 concept, 50-150 kPa. Temperature for the basic proof of concept 300-400 K. Double acting
193 cylinder, A84B2 pneumatic cylinder 82,5 mm bore and 101.6 mm stroke.

194 As indicated in the Table 1, closed isochoric heat-work interaction modes cannot do useful
195 work, so that among the possible processes exhibiting the ability to do mechanical work there
196 are only those in which volume changes. Therefore,

- 197 - as consequence of adding heat at constant volume to a working fluid it is possible a
- 198 subsequent expansion process which undergoes useful mechanical work, as shown in Fig. 1 (a)
- 199 - as consequence of extracting heat at constant volume from a working fluid it is possible a
- 200 subsequent contraction process which undergoes useful mechanical work as shown in Fig. 1
- 201 (b).

202

203 Table 1. Observed heat-work interaction modes for closed processes based, isochoric, and
204 adiabatic transformations when applying the first principle to a single closed transformation

Transfer mode	ΔV	p_{sy} versus p_{su}	1 st law balance
Isochoric processes			
$q > 0$ heating	$\Delta V = 0$ isochoric	$p_{sy} > p_{su}$	$\Delta u = q = q_i$
		$p_{sy} < p_{su}$	$\Delta u = q = q_i$
$q < 0$ cooling	$\Delta V = 0$ isochoric	$p_{sy} > p_{su}$	$-\Delta u = -q = q_o$
		$p_{sy} < p_{su}$	$-\Delta u = -q = q_o$
Adiabatic processes			
$q = 0$	$\Delta V > 0$ expansion	$p_{sy} > p_{su}$	$\Delta u = -w_{o(exp)}$
		$p_{sy} < p_{su}$	$\Delta u = w_{i(suct)}$
	$\Delta V < 0$ compression	$p_{sy} > p_{su}$	$\Delta u = w_{i(comp)}$
		$p_{sy} < p_{su}$	$\Delta u = -w_{o(cont)}$

205

206 As a consequence of such observations, some feasible heat-work interaction modes used to
 207 convert heat to work are defined and depicted in Table 1. Therefore, Table 1 show the complete
 208 solution for the energy balance based on first law in the case of closed processes based
 209 adiabatic expansion and contraction as a real means of doing useful mechanical work, verified
 210 by means of experimental evidence.

211 The heat work interaction modes described in Table 1 have been verified by means of the test
 212 rig depicted in Fig 2. Every heat exchanger is equipped with piping and control valves so that it
 213 can operate as cooler or heater according the role assigned by means of a circular timing
 214 diagram not represented in this section.

215 Obviously most of the heat-work interaction modes are very common, so that no test is
 216 necessary to comprehend its behaviour. However there are some of them as indicated above
 217 that needs an experimental proof to validate its behaviour, such for instance the case of those
 218 observed in Table 1.

219

220 **2.2. Energy balance of a closed process based thermal cycle that does useful work by** 221 **extracting heat**

222 Considering both described heat-work interaction modes shown in (4) and (7) into a thermal
 223 cycle described in Fig. 4, it is necessary taking into consideration the fact that internal energy
 224 cannot change in a completed cycle.

225 Therefore Eq. (2) with regard to the first principle can be written as

$$226 \quad \sum q_i - \sum q_o + \sum w_i - \sum w_o = \Delta u, \quad (8)$$

227 Furthermore, considering that for every completed cycle the internal energy remains constant,
 228 its change is zero.

$$229 \quad \Delta u = 0$$

230 In addition, admitting that there are no work interactions entering any process of this particular
231 thermal cycle, it happens that:

$$232 \quad \sum w_i = 0$$

233 Consequently, Eq. (8) can be expressed accurately as

$$234 \quad \sum q_i - \sum q_o = \sum w_o \quad (9)$$

235 Therefore, when one of the closed processes of a cycle consists of a contraction process due to
236 **extracting** heat from the working fluid at constant volume during a previous process of the cycle,
237 the energy balance must take into account the fact of doing useful work by contraction based
238 compression of the working fluid contained into the proper cylinder chamber. Thus, the net work
239 w_n of a cycle that operates undergoing the transformations given by (4) and (7) can be assumed
240 as

$$241 \quad w_n = w_{o(\text{exp})} + w_{o(\text{cont})} \quad (10)$$

242 The heat balances expressed along Eqs. (1-9) are correct and fulfil the first law. Nevertheless, it
243 will be shown that while single closed transformation based heat-work interaction modes cannot
244 be refuted such as (4) and (7), obeying rigorously the first law, when dealing with thermal cycles
245 which delivers useful work by extracting heat, Eq. 9 is not useful. Such controversial result has
246 been experimentally proved by means of a test rig based on a double-acting cylinder equipped
247 with heat transfer exchangers for adding and extracting heat as shown in Fig. 2, and the results
248 depicted in Table 1.

249 Based on the observed experimental results expression (10) described the net work along the
250 cycle where the difference between added and **extracted** heat tends toward a quantity
251 (difference between added heat q_i and **extracted** heat q_o to/from a cycle as a real number q_R)
252 according to the expression

$$253 \quad (q_i - q_o) \rightarrow q_R \quad (11)$$

254 such that

$$255 \quad q_R < w_n, \text{ or}$$

$$256 \quad q_R < (w_{o(\text{exp})} + w_{o(\text{cont})}) \quad (12)$$

257 while satisfying the condition $q_i - q_o > 0$ into the range of operating conditions. Since the cost
258 of extracting heat from the working fluid (cooling process) is assumed as negligible, then the
259 only cost attributable to the cycle is due to the addition of heat. Therefore, the thermal efficiency
260 of a general heating and cooling based thermal cycle as shown by (10), is

$$261 \quad \eta_{th} = \frac{w_o}{q_i} = \frac{w_n}{q_i} = \frac{w_{o(\text{exp})} + w_{o(\text{cont})}}{q_i} \quad (13)$$

262

263 **2.3. Modelling the studied thermal cycle doing useful work by heating and releasing heat**

264 Based on the highlighted heat-work interaction modes shown in Table 4, there is a special one
265 which suggests the possibility of performing mechanical work as a result of releasing heat to a

266 heat sink. This can be carried out by means of two sequential processes: an isochoric process
 267 of heat releasing and an adiabatic compression process with net mechanical work and internal
 268 energy increase based on a contraction based compression.

269 The proposed thermal cycle in which heat-work interactions are based on heat release is
 270 composed by two isochoric transformations (heating and cooling), and two adiabatic
 271 transformations (doing work by added heat, and doing work by extracting heat). The closed
 272 process performed within the cycle is summarised as follows:

273 Leg 1-2: Corresponds to a closed isochoric heating process. The amount of heat added from an
 274 external heat source at constant volume is

$$275 \quad w_{12} = 0, \quad q_{12} = u_2 - u_1 = C_V \cdot (T_2 - T_1) \quad (14)$$

276 Leg 2-3: Corresponds to a closed adiabatic process. Thus, because there is no heat transfer
 277 from an external source, the change in internal energy is completely converted into mechanical
 278 work according to the general expression

$$279 \quad q_{23} = 0, \quad u_2 - u_3 = w_{23} = \frac{P_2 \cdot V_2 - P_3 \cdot V_3}{\gamma - 1} = C_V \cdot (T_2 - T_3) \quad (15)$$

280 Leg 3-4: Corresponds to a closed isochoric cooling process. The amount of heat **extracted** to a
 281 heat sink at constant volume is

$$282 \quad w_{34} = 0, \quad q_{34} = u_3 - u_4 = C_V \cdot (T_3 - T_4) \quad (18)$$

283 Leg 4-1: Corresponds to a closed adiabatic process. Consequently, because there is no heat
 284 transfer between the process and its surroundings, the change in internal energy is fully
 285 converted into mechanical work according to the general expression

$$286 \quad q_{41} = 0, \quad u_1 - u_4 = w_{14} = \frac{P_4 \cdot V_4 - P_1 \cdot V_1}{\gamma - 1} = C_V \cdot (T_1 - T_4) \quad (16)$$

287 Table 4 presents a summary of the mathematical model of the proposed cycle, which operates
 288 by adding and releasing heat.

289

290 Table 4. The path functions (closed processes) assigned to each leg of the T-s diagrams of the
 291 proposed cycle depicted in Fig. 4

Closed processes			
legs	process	first law: $q + (w_{i_comp} + w_{i_suct}) - (w_{o_exp} + w_{o_cont}) = \Delta u = 0$	entropy changes
1-2	isochoric	$w_{1-2} = 0, q_i = q_{1-2} = \Delta u_{1-2} = C_V \cdot (T_2 - T_1)$	$S_2 > S_1$
2-3	adiabatic	$q_{2-3} = 0, w_{o_exp} < 0; w_{o_exp} = C_V \cdot (T_2 - T_3)$	$S_2 = S_3$
3-4	isochoric	$w_{3-4} = 0, q_o = q_{3-4} = \Delta u_{3-4} = C_V \cdot (T_3 - T_4)$	$S_4 < S_3$
4-1	adiabatic	$q_{4-1} = 0, w_{i_cont} < 0; w_{i_cont} = C_V \cdot (T_1 - T_4)$	$S_4 = S_1$
Cycle			

1-2-3-4-1	$w_U = w_{o_exp} + w_{o_cont} = C_V \cdot (T_2 - T_3) + C_V \cdot (T_1 - T_4)$ $\eta_{th} = \frac{w_u}{q_{2-1}} = \frac{C_V \cdot (T_2 - T_3 + T_1 - T_4)}{C_V \cdot (T_2 - T_1)}$	$\Delta s = 0$
-----------	--	----------------

292

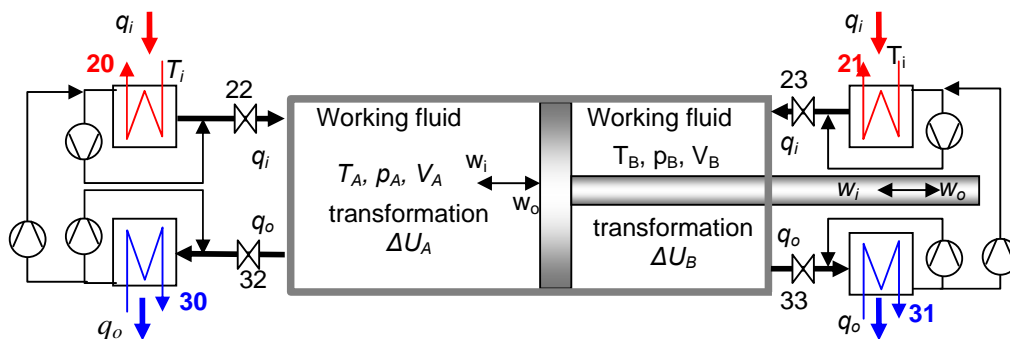
293 **3. A CASE STUDY UNDERGOING CONTRACTION BASED COMPRESSION**
 294 **WORK**

295 In this section, a case study applied on a closed processes-based thermal cycle characterised
 296 by doing work by adding and releasing heat, which undergoes useful contraction work, is
 297 described and analysed.

298 In Fig. 3, it is shown the structure of a reciprocating double acting cylinder as the paradigm of a
 299 thermal engine converter operated by adding and releasing heat, which has the ability to do
 300 useful work, by contraction of the working fluid. This thermal engine can convert the isochoric
 301 heating effect by expansion of the working fluid and the heat releasing effect by contraction of
 302 the working fluid into useful mechanical work, which obeys the thermal cycle depicted in Fig. 4,
 303 represented by both T - s and p - V diagrams. Every cylinder chamber is equipped with two heat
 304 exchangers (HEX): heater HEX 20 and cooler HEX 30 to add and release heat to/from cylinder
 305 chamber A, and heater HEX 21 and cooler HEX 31 to add and release heat to/from cylinder
 306 chamber B.

307 Furthermore, in Fig. 3 it is shown that both, the heaters and coolers transfer heat by forced
 308 convection. The forced convection for transferring heat between the heat transfer fluid and the
 309 thermal working fluid is obtained by means of circulating fans. A feed compressor for each
 310 cylinder chamber is also necessary to transfer the cool working fluid to the heater heat
 311 exchangers.

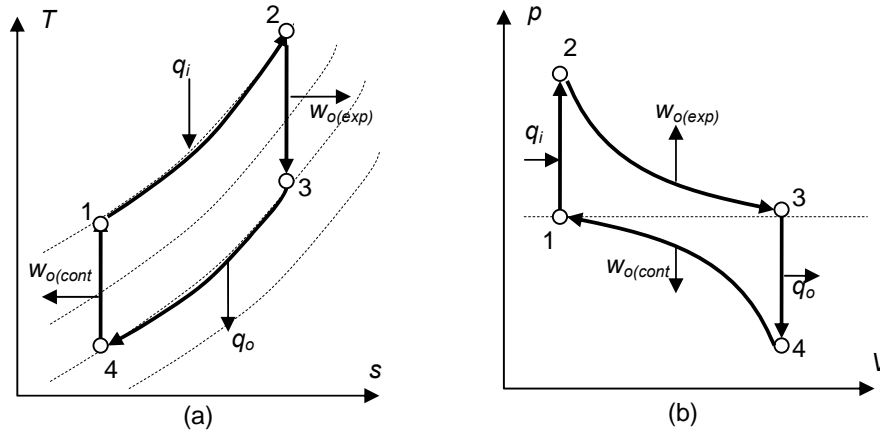
312 This study is based on the achievements outlined in Section 2. It deals with the modelling task
 313 and analysis described there, according to the thermodynamic model. The study was carried
 314 out for the working fluid air, assumed to be real gas in line with data provided by Lemmon et al.
 315 [16].



316

317 Fig. 3. The layout of heat work-interactions by means of double-acting reciprocating cylinders
 318 and heat transfer by means of forced convection.

319



320
321 Fig. 4. T-s and p-V diagram of the thermal cycle for the cylinder chamber A.
322

323 Table 2. Path functions associated with the thermal cycle legs for both cylinder chambers A and
324 B as shown in Fig. 3.

Cylinder chamber A		Cylinder chamber B	
Cycle leg	Closed process based path function	Cycle leg	Closed process based path function
1-2	Isochoric heat addition	3-4	Isochoric heat extraction
2-3	Adiabatic expansion (work out)	4-1	Adiabatic contraction (work out)
3-4	Isochoric heat extraction	1-2	Isochoric heat addition
4-1	Adiabatic contraction (work out)	2-3	Adiabatic expansion (work out)

325
326 The processes associated with the cycle legs are described by means of Table 2, and the
327 processes and the tasks of heat transfer carried out during the thermal cycle associated with
328 both cylinder chambers A and B of the double acting cylinder are shown in Table 3.
329

330 Table 3. The processes and tasks carried during the thermal cycle associated with both cylinder
331 chambers of the double acting cylinder considering the status of the inlet and outlet cylinder
332 valves and its associated heat exchangers: isochoric heat addition and extraction -adiabatic
333 expansion and contraction work as shown in Figs. 4 (a) and 4(b) **undergoing the structure of**
334 **Fig. 3**

Left to right cylinder stroke motion	
Left cylinder chamber	Right cylinder. chamber
Adiabatic expansion: reservoir (20), Valve (22). Isochoric heating reservoir (21)	Adiabatic contraction: reservoir (31), Valve (33). Isochoric cooling reservoir (30)
Right to left to cylinder stroke motion	
Left cylinder chamber	Right cylinder chamber
Adiabatic contraction: reservoir (30), Valve (23)	Adiabatic expansion: reservoir (21), Valve (22)

(32). Isochoric cooling reservoir (31)	Isochoric heating reservoir (20)
--	----------------------------------

335

336 **3.1. Data associated with the case study of a closed processes based four-legs thermal**
 337 **cycle that does useful work by adding and releasing heat**

338 The case study considers air as real working fluids. The data for each cycle point is taken from
 339 [16]. In the case of air as a working fluid, converting heat to work by both adding and extracting
 340 heat at constant volume, the cycle points associated with the cycle parameters are shown in
 341 Tables 4, 5 and T-s and p-V diagrams of the thermal cycle depicted in Fig. 5, which shows the
 342 parameters of the quadrilateral cycle operating by adding and extracting heat in single acting
 343 mode. In this case, the engine structure corresponds to a reciprocating double acting cylinder
 344 depicted in Fig. 3.

345

346 Table 4. Cycle parameters of the four legs or quadrilateral cycle operating by heating and
 347 extracting heat in single acting mode. The working fluid considered is air, and the
 348 thermodynamic properties data is achieved from NIST, the reference [16].

State point	T(K)	u(kJ/kg)	s(kJ/kg.K)	p(kPa)	v(m ³ /kg)
1	310	347.48	3.9244	100	0.88986
2	350.00	376.77	4.0118	112.93	0.88986
3	338.08	367.70	4.0118	100	0.97063
4	300.00	340.33	3.9259	88.717	0.97063
State point	T(K)	u(kJ/kg)	s(kJ/kg.K)	p(kPa)	v(m ³ /kg)
1	320	354.68	3.9564	100	0.91863
2	400.00	412.48	4.1158	125.05	0.91863
3	374.74	394.19	4.1158	100	1.07610
4	300.00	340.33	3.9555	80.024	1.07610
State point	T(K)	u(kJ/kg)	s(kJ/kg.K)	p(kPa)	v(m ³ /kg)
1	335	365.48	4.0026	100	0.96178
2	500.00	485.89	4.2945	149.34	0.96178
3	446.83	446.70	4.2945	100	1.28330
4	300.00	340.36	1.0033	67.106	1.28330
State point	T(K)	u(kJ/kg)	s(kJ/kg.K)	p(kPa)	v(m ³ /kg)
1	353	378.47	4.0554	100	1.01350
2	600.00	561.20	4.4468	170.08	1.01350
3	518.27	499.54	4.4468	100	1.48850
4	300.00	340.38	4.050	57.857	1.48850
State point	T(K)	u(kJ/kg)	s(kJ/kg.K)	p(kPa)	v(m ³ /kg)
1	370	390.76	4.1029	100	1.06240
2	700.00	638.81	4.5800	189.31	1.06240
3	589.01	552.87	4.5800	100	1.69180
4	300.00	340.39	4.10850	50.905	1.69180

349

350 Table 5. Cycle parameters of the quadrilateral cycle operating by heating and releasing heat in
 351 double acting mode

point	T_{Ai}	p_{Ai}	v_{Ai}	s_{Ai}	u_{Ai}	T_{AB}	p_{Bi}	v_{Bi}	s_{Bi}	u_{Bi}
	K	kPa	m^3/kg	$kJ/kg\cdot K$	kJ/kg	K	kPa	m^3/kg	$kJ/kg\cdot K$	kJ/kg
1	360.9	100.00	1.036	5.896	258.1	581.9	100.00	1.670	6.386	421.3
2	700.0	194.00	1.036	6.386	512.7	300.0	51.55	1.670	5.896	214.3
3	581.9	100.00	1.670	6.386	421.3	360.9	100.00	1.036	5.896	258.1
4	300.0	51.55	1.670	5.896	214.3	700.0	194.00	1.036	6.386	512.7

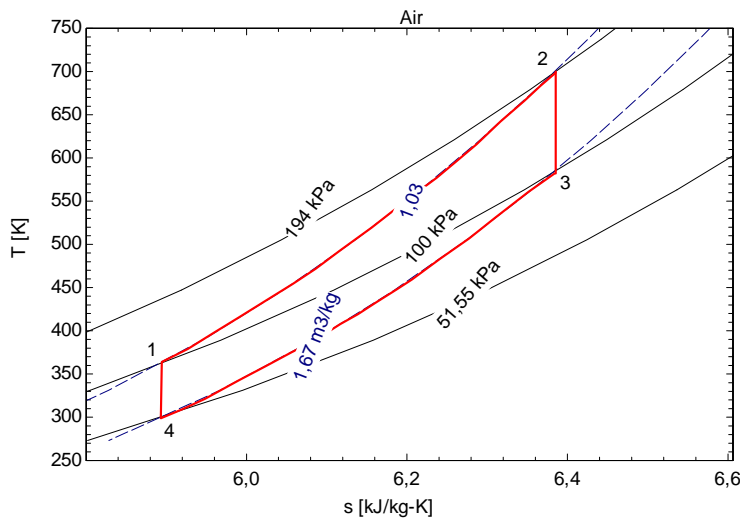
352

353 4. ANALYSIS OF RESULTS AND DISCUSSION

354 In section 2, based on experimental observations, a partial set of closed processes based heat-
 355 work interaction modes were depicted. Among the possible heat-work interaction modes, a
 356 special one has been found which has not been previously considered, which consists of a
 357 sequence of two closed processes:

- 358 1- extracting heat at constant volume followed by
- 359 2- doing useful contraction work adiabatically.

360



361

362 **Fig. 5** T-s diagram of the parameters of the quadrilateral cycle operating by heating and
 363 **extracting** heat in single acting mode: cylinder chamber A.

364

365 Therefore, in Table 4 it can be said that the energy balance of a closed process consisting of
 366 contraction based compression work, is characterized by performing useful mechanical work
 367 while increasing pressure and temperature which undergoes increasing its internal energy,
 368 meaning that an input work behaviour (which increases the internal energy) is in practical terms
 369 identical to an output useful work.

370 Such an extraordinary phenomenon has never been taken into account before, and has severe
371 implications for the energy balance of closed processes based cycles conducted by heat
372 addition and heat **extraction** according to observational evidence. Fortunately, such
373 consequences imply a positive and significant impact with severe advantages, thanks to the
374 effect obtaining useful work by releasing heat (useful work by a contraction based compression
375 process), as the thermal efficiency is significantly increased. In order to reflect this
376 phenomenon, as shown above, the general expression of the first law (energy balance) applied
377 on closed processes based cycles has been extended according to Eqs. (4-7) to the following
378 statement based on experimental observations through a proof of concept conducted by means
379 of a test rig:

380 *Statement 1*

381 “The difference between added and **extracted** heat form a closed processes based thermal
382 cycle that do work by adding and **extracting** heat is not the net work of this cycle”

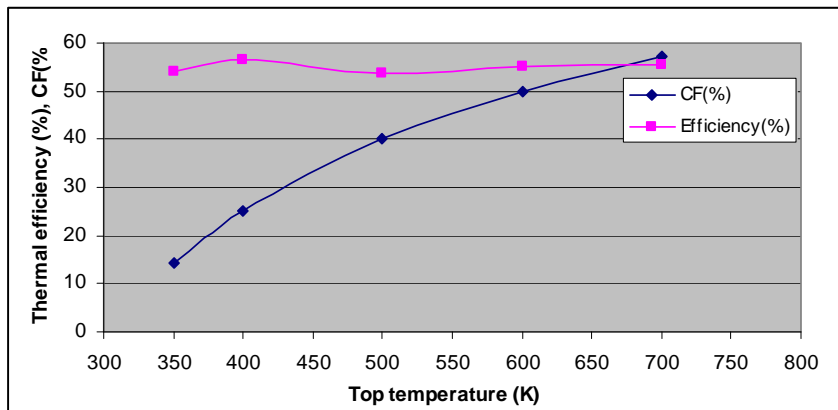
383 *Statement 2*

384 “The net useful work of the closed processes based thermal cycle that do work by adding and
385 **extracting** heat, **where** the work due to **extracting** heat is done by contraction based
386 compression, is the results of adding the partial net works due to adding and **extracting** heat”.

387 *Statement 3*

388 “The thermal efficiency is independent of the ratio of the heat source temperature to the heat
389 sink temperatures”

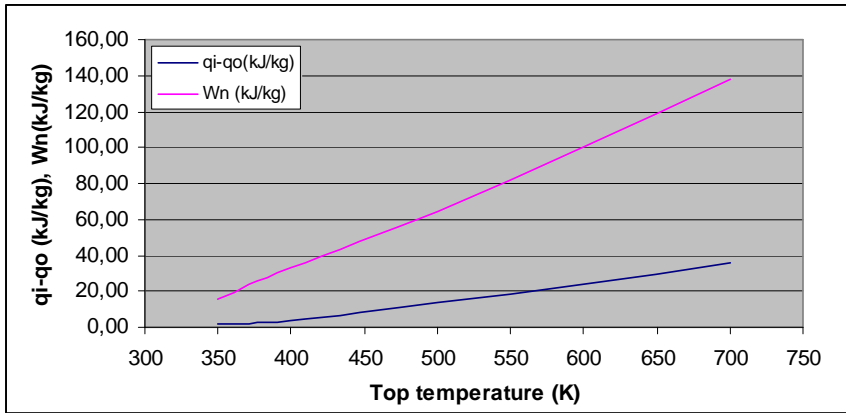
390



391

392 **Fig. 6. Comparison of the thermal efficiency with Carnot efficiency as function of several top**
393 **operating temperatures.**

394



395
 396 Fig. 7. The difference between $(q_i - q_o)$ (a parameter defined by the difference between added and
 397 extracted heats) and the net work w_n , as function of several top operating temperatures.
 398 As consequence, statement 3 means that the thermal efficiency is not constrained by Carnot
 399 limitations. According to the results shown in Fig. 7, It must be noted that for low ratios of
 400 operating temperatures the difference between added and extracted heat tends to zero, while the
 401 net work is independent of such parameter $(q_i - q_o)$

402

403 4.1. Discussion of results

404 From the equations deduced in the paper and based on the first principle, the results of the
 405 cycle analysis are depicted in Table 7, where results for a double-acting heating and cooling
 406 cycle are shown. The input-output heat, the work due to adding and releasing heat, as well as
 407 the thermal efficiencies, are also shown.

408 It is worth noting the thermal efficiencies of the proposed cycles. In all cases, it is significant.
 409 However, cycles that use the heating and cooling effect such as the one represented in the
 410 bottom row of Table 7 (a double acting heat in-out) exhibit an exceptional performance: High
 411 specific work and high thermal efficiency.

412 Table 6. Input-output heat, work due to adding and releasing heat, and the thermal efficiencies
 413 for air as working fluid; nominal pressure 100 kPa; bottom and top temperatures 300-700 K.

Heat flow	q_i	q_o	$w_{o(exp)}$	$ w_i = w_{o(cont)}$	$\Sigma w = w_n$	η_{th}
	kJ/kg	kJ/kg	kJ/kg	kJ/kg	kJ/kg	%
heat in-out (se)	254.50	207.00	91.34	43.81	135.20	53.51
heat in-out (de)	506.30	414.00	182.70	87.62	270.30	53.39

414

415 Table 6 depicts the performance of the studded thermal cycles for air as working fluid. It is
 416 observed that the works due to heating and cooling are consistent with the amount of heat
 417 transferred to and from the cycle. However, while specific work exhibits a certain dependence
 418 on the specific heat of every working fluid, the thermal efficiency does not. In fact, the specific
 419 work is proportional to the heat energy potential or temperature.

420 The useful work depicted in Table 7 is computed in line with Eqs. (4) and (7) for which $\Delta w = w_n$
421 $= w_o + |w_i|$. The thermal efficiency is computed taking into account that, in all cases, the
422 extracted heat q_o is extracted without any economic cost.

423

424 5. CONCLUSIONS

425 The heat-work interaction modes carried out in closed processes conducted by heat addition
426 and heat releasing were analyzed in this paper. This analysis was inspired by the results of
427 previous experiments, which found that, among the feasible heat-work interaction modes that
428 occur in single closed process based transformations, there is one in which useful contraction
429 based compression work is done while increasing the pressure, temperature and consequently
430 its internal energy adiabatically. The consequences of this assertion based on observational
431 evidence imply advantageous dramatic changes of the concept of performing useful mechanical
432 work.

433 Three statements based on experimental evidence are presented, which radically change some
434 fundamental concepts of physics, such as the first principle of thermodynamics applied to
435 thermal cycles that exhibit the ability to perform mechanical work by contraction of a thermal
436 working fluid because of the isochoric extraction of heat.

437 The analysis was performed on a double-acting cylinder operating according to a closed
438 processes-based thermal cycle with air as working fluid. As explained along the description the
439 thermal cycle operates in such a manner that it performs mechanical work by direct expansion
440 due to heat addition, and by contraction based compression due to isochoric heat extraction. The
441 cycle thermal efficiency according to the results of the case study operating between 300 K as
442 the bottom temperature and a range of top temperatures that ranges 350-700 (K) with air yield
443 an efficiency that approaches 55 %, while the specific work amounts approached 270 (kJ/kg).

444 These results largely surpass the thermal efficiency of conventional thermal cycles operating by
445 adding heat only, and for top temperatures less than 690 K surpass Carnot factor.

446 Given that the proposed cycles based on doing work by releasing heat are suitable for operating
447 at high thermal efficiency even at low temperatures, and that the cooling is absolutely cost-free
448 (i.e. effective), and that most low-grade heat as well as waste heat costs are available at low
449 cost, the widespread use of such technologies would contribute to reduce significantly the use
450 of fossil fuels and consequently to the mitigation of global warming.

451

452 REFERENCES

453 [1] Ferreiro Garcia R. Contributions on Closed System Transformations Based Thermal Cycles.
454 British Journal of Applied Science and Technology (BJAST) 4:2821–2836.
455 doi:10.9734/bjast/2014/10074, (2014).

456 [2] Ferreiro Garcia R. Preliminary Study of an Efficient OTEC Using a Thermal Cycle with
457 Closed Thermodynamic Transformations. British Journal of Applied Science and Technology
458 (BJAST) 4:3840–3855. doi:10.9734/bjast/2014/11152., (2014)

- 459 [3] Ferreiro Garcia R, Sanz B, Sanz C. Power Plant Driven by Residual Heat Rejected by the
460 Bottoming Low Pressure Steam Turbines. British Journal of Applied Science and Technology
461 (BJAST) 6:216–228. doi:10.9734/bjast/2015/12111, (2015)
- 462 [4] Ferreiro Garcia R, Sanz B, Sanz C. Isothermal and Adiabatic Expansion based Trilateral
463 Cycles. British Journal of Applied Science and Technology (BJAST) 8(5): 448–460.
464 doi:10.9734/bjast/2015/12111, (2015)
- 465 [5] Ferreiro Garcia R, Sanz B. The Behaviour of Some Working Fluids Applied on the Trilateral
466 Cycles with Isothermal Controlled Expansion. British Journal of Applied Science and
467 Technology (BJAST) 9:450–463. doi:10.9734/bjast/2015/18624, (2015)
- 468 [6] Ferreiro Garcia R, Carril JC, Gomez JR, Gomez MR. Preliminary thermodynamic study of
469 regenerative Otto based cycles with zero NOx emissions operating with adiabatic and polytropic
470 expansion. Energy Conversion and Management, 113: 252–263, (2016).
471 <http://dx.doi.org/10.1016/j.enconman.2016.01.066>
- 472 [7] Ferreiro Garcia R, Carbia Carril J, Romero Gomez J, Romero Gomez M. Energy and entropy
473 analysis of closed adiabatic expansion based trilateral cycles. Energy Conversion and
474 Management;119:49–59. doi:10.1016/j.enconman.2016.04.031, (2016)
- 475 [8] Xiaohui S., Yonggao Y., Xiaosong Z., Thermodynamic analysis of a novel energy-efficient
476 refrigeration system subcooled by liquid desiccant dehumidification and evaporation. Energy
477 Conversion and Management. 78: 286–296, (2014)
- 478 [9] Mandegari M, Farzad S, Pahlavanzadeh H. Exergy performance analysis and optimization of
479 a desiccant wheel system. J. Therm. Sci. Eng. App. 7: 3101301-3101310, (2015)
- 480 [10] Jani DB, Mishra M, Sahoo PK. Exergy analysis of solid desiccant–vapour compression
481 hybrid air conditioning system. Int. J. Exergy. 20(4):517-535, (2016)
- 482 [11] Min-Hwi Kim, Jun-Seok Park, Jae-Weon Jeong, Energy saving potential of liquid desiccant
483 in evaporative cooling-assisted 100 (%) outdoor air system. Energy 59:726-736, (2013)
- 484 [12] Li Yinglin, Zhang Xiaosong, Tan Laizai, Zhang Zhongbin, Wu Wei, Xia Xueying.
485 Performance analysis of a novel liquid desiccant-vapour compression hybrid air-conditioning
486 system. Energy 109: 180-189, (2016)
- 487 [13] X. Cui, M.R. Islam, B. Mohan, K.J. Chua. Theoretical analysis of a liquid desiccant based
488 indirect evaporative cooling system. Energy 95: 303-312, (2016)
- 489 [14] David Van Den Einde, The supercritical solvent thermal cycles: A challenge to the second
490 law, Physics Essays. 23(4):550-553 (2010)
- 491 [15] David Van Den Einde, A potential for complete Rankine cycle exhaust heat regeneration,
492 Physics Essays. 29(3):297-300. (2016)
- 493 [16] Lemmon E. W., Huber M. L., and McLinden M. O. NIST Reference Fluid Thermodynamic
494 and Transport Properties - REFPROP Version 8.0, User's Guide, NIST 2007, Boulder,
495 Colorado.
- 496 **17.Ramon Ferreiro Garcia, Jose Carbia Carril, "Closed Processes Based Heat-Work**
497 **Interactions Doing Useful Work by Adding and Releasing Heat", International Journal of**
498 **Emerging Engineering Research and Technology, 6(11), pp.8-23**
- 499

500

501

502

503

504