

1
2
3
4
5
6
7
8
9
10
11
12
13
14
15
16
17
18
19
20
21
22
23
24
25
26
27
28
29
30
31
32
33
34
35
36
37
38
39
40

Review Paper

Effect of soil moisture, tillage speed, ballast weight and used implement on wheel slippage of the tractor: A review

ABSTRACT

Tractor wheel slippage is a critical parameter for fuel consumption and field performance and should not exceed 15%. Several attempts have been made to study the wheel slippage of the agricultural tractor in order to minimize it to acceptable levels during the tillage operations. There are many different types of plows for soil tillage, each one of them affects the wheel slippage in a different way. Moreover, several studies have found many operating conditions that can affect the wheel slippage significantly such as: soil moisture content, tillage speed, ballast weights and the type of implement used for tillage. This article reviews the relationship between them which gives possibility for further research to focus on the potential solutions to decrease the tractor driving wheel slippage which can positively affect the fuel consumption.

Keywords: Tractor; soil moisture; slippage; speed; tillage depth; ballast weight

INTRODUCTION

Tillage is a very important practice in agriculture [1, 2] and is one of the major energy consumers in agricultural production; its efficiency is measured by the power consumption [3], [4, 5]. Plowing as a part of tillage also accounts for more traction energy than any other field operation and often determines the size of the suitable tractor. It consumes from 29% to 59% of all diesel fuel required for the complete technology [6]. One of the major factors that affect fuel consumption is tillage depth. Increasing tillage depth also means more work which needs more fuel [7], therefore the issue of reducing the fuel consumption of the tractor during tillage have been investigated and reported by many researchers. There are many methods to decrease tractor fuel consumption during tillage. One of them is the wheel slippage reduction to the minimum. The wheel slippage is a critical parameter for fuel consumption and field performance [8]. Normally, slippage of drive wheels should not exceed 15% [9]. The research studies show that optimal tractor slippage in soil should be in the range of 8-12% [10]. Loading the tractor with ballast weight can reduce wheel slippage [8] and can improve the tillage depth stability [11].

To till the soil deeply there are many types of plows, the most common are: moldboard, disk and chisel plows.

The moldboard plow is one of the most important tools used for plowing [12]. It has historically been the most important primary tillage implement in agriculture [13]. Disk plows are well adapted to plowing in extremely hard soil; for cutting, pulverizing, elevating, and inverting furrow slices in primary as well as in secondary tillage [14].

The chisel plow is commonly used for primary tillage operations with minimum soil dispersion, especially for farms having crop residue on the soil surface [15]. It helps prevent wind erosion, water runoff, and promoting water infiltration by breaking soil layers below normal tillage depth [16].

41 **2. WHEEL SLIPPAGE**

42

43 **2.1. Measurement of the tractor wheel slippage**

44 Several attempts have been made to measure the wheel slippage of the agricultural tractor. The most
45 recent study was done by Ashok Kumar et al. [17]. Because they believe that most previous
46 techniques were costly and of unproven reliability for instantaneous measurement of wheel slippage
47 they developed digital system with hall effect sensor to measure wheel slippage and warn the operator
48 with audible and visible warnings if the optimum range of the slippage was exceeded. The system
49 comprised of three hall effect sensors, three magnetic mounted round discs, magnetic pins and LCD
50 display unit, buzzer and LEDs. Based on their test results the developed system can save fuel up to
51 32% and can be applied to any make and model of 2WD tractors.

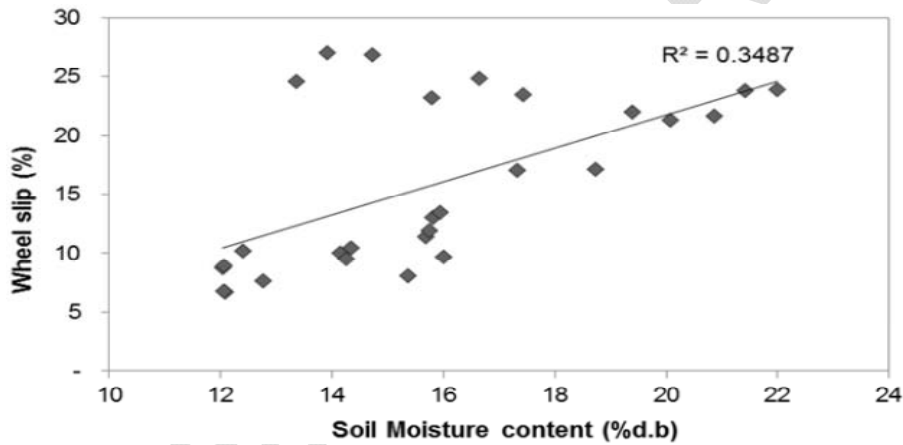
52

53 **2.2. THE EFFECT OF SOIL MOISTURE CONTENT**

54 The results from Amponsah et al. [18] shown in Fig. 1 indicate a linear correlation plot between
55 tractor wheel slippage and soil moisture content. Fig. shows that increasing soil moisture content from
56 12% to 22% led to an increase in wheel slippage from 10% to 20%. The above results are similar to
57 those found by Jebur H. and Alsayyah Y. [19]. In their work they found that reducing soil moisture
58 content caused decreasing slippage percentage and force pull as shown in fig. 6. The obtained results
59 showed that reducing soil moisture content from 18% - 20 % to 14% - 16 % led to a decrease in
60 slippage percentage by 31.34 % and force pull by 26.14 %.

61

62



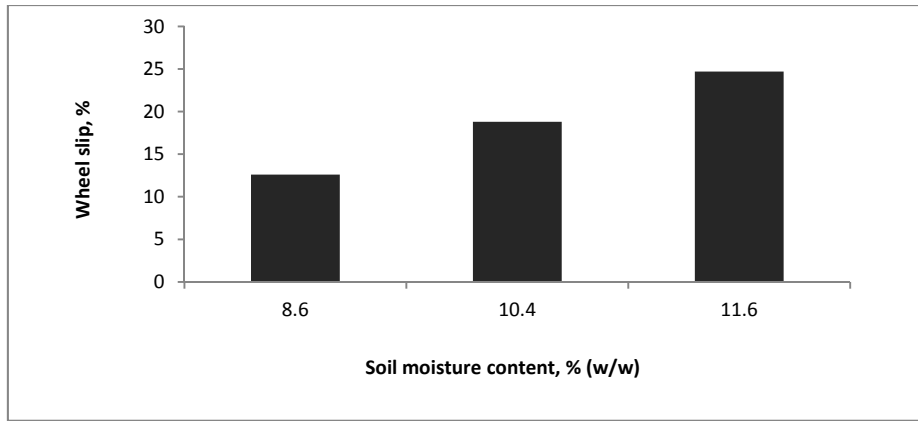
63

64

65 Fig. 1. Correlation between soil moisture content and tractor wheel slippage at harvest; [18].

66

67



68
69
70
71
72
73
74
75
76
77
78
79
80
81
82
83

Fig. 2. Effect of soil moisture content on wheel slippage; [20].

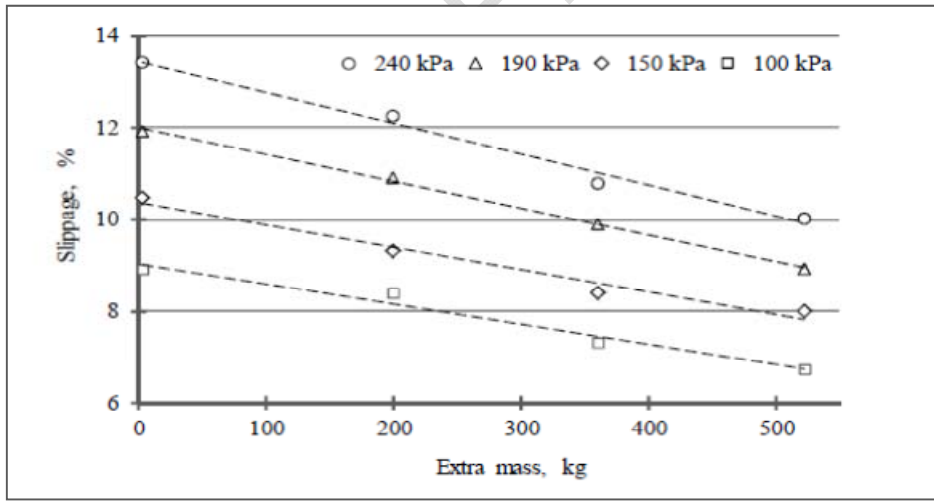
Fig. 2 shows from the work of Tayel et al., [20] how the soil moisture content can affect the wheel slippage. When the soil moisture content increased from 8.6% to 10.4% then to 11.6 % the wheel slippage increased from 12.6% to 18.8% then to 24.7 %.

While results from Mamkagh [21] indicate an inverse relationship between tractor wheel slippage and soil moisture content. When the soil moisture increased from 7% to 15 % the wheel slippage decreased from 20% to 16 % when the moldboard plow was used.

The different results may be due to working conditions change like soil structure, tillage speed and type of the implements.

2.3. EFFECT OF BALLAST WEIGHT AND AIRPRESSURE IN THE TIRES

Increasing the additional mass of the tractor (adding ballast weight) decreases the driving wheel slippage, increases work productivity, but increases fuel consumption and soil compaction [10].



84
85
86
87
88
89
90
91
92

Fig. 4. Tractor fuel consumption per hectare dependences on the extra mass at different tire inflation pressures; [10].

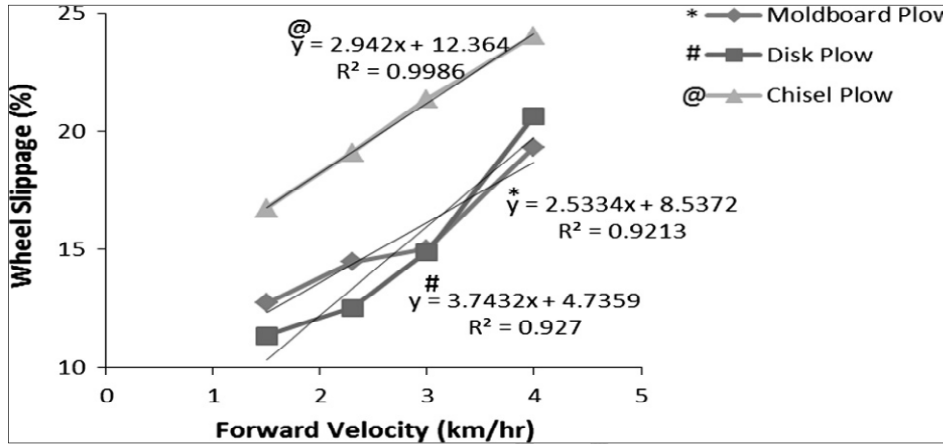
The results from Damanauskas et al. [10] shown in fig. 4 illustrates that when ballast mass was increased and inflation pressure in the tires was reduced, slippage of the driving wheels decreased. During the experiment the tractor wheel slippage was varied in the range from 6.5% to 13.5%. When 520kg was added to the tractor with air pressure about 240 kPa in the

93 tires the wheel slippage was decreased from 13.5% to 10.2%. Without adding weights, when
 94 the air pressure in the tires was decreased from 240 kPa to 100 kPa the wheel slippage was
 95 decreased from 13.5% to 9.0%.

96

97 **2.4. Effect of the implement used**

98 When Arvidsson et al. [22] investigated the specific draught for different implements at
 99 different soil water contents they found that wheel slippage was generally higher for the
 100 chisel plow than for moldboard plow. They also found that the greater tillage depth was also
 101 associated with higher slippage. While the results from Mamkagh [21] showed that the
 102 tractor wheel slippage was highest for the moldboard plow and lowest for the chisel plow.
 103



104

105

106

107

Fig.5. The relationship between the forward velocity, Implement type and slippage; [22].

108

109

110

111

112

113

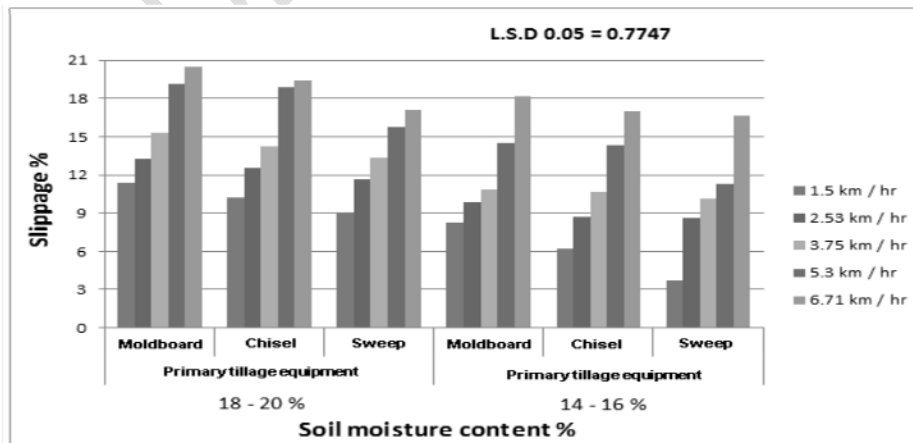
114

115

116

Ranjbarian et al. [23] developed and tested a mobile instrumentation system to study performance of tractor and tillage implements in clay soil where fig. 5 shows from their work the relationship between the speeds, implement type and wheel slippage. This fig. indicates a maximum slippage in chisel plowing and minimum in disk plowing.

Fig.6 shows from the work of Jebur and Alsayyah [19] how the type of implement can affect the wheel slippage under different levels of soil moisture content at different speeds. As seen from the fig. the wheel slippage was higher for the moldboard plow than for the chisel and sweep plows.



117

118

Fig. 6. Effect soil moisture content, tractor speed and equipment type on slippage; [19].

119
120
121
122
123
124
125
126
127
128
129
130
131
132
133
134
135
136
137
138
139
140
141
142
143
144
145
146

Fig.6 shows from the work of Jebur and Alsayyah [19] how the type of implement can affect the wheel slippage under different levels of soil moisture content at different speeds. As seen from the fig. the wheel slippage was higher for the moldboard plow than for the chisel and sweep plows.

2.5. EFFECT OF TILLAGE SPEED

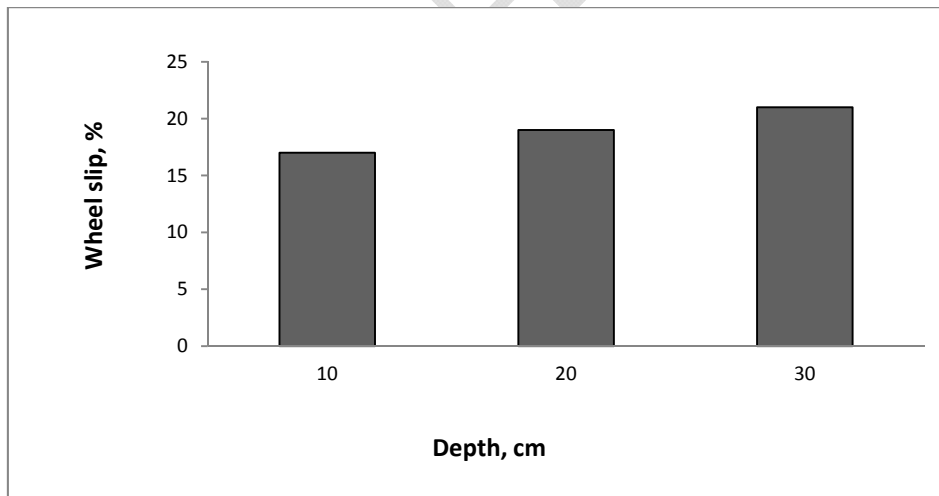
Normal speed of a tractor in field operations ranges from 0.8ms^{-1} to 4.2ms^{-1} (3km/h-15km/h). Unfortunately, such speeds fall into the range where the wheel slippage gets its maximal value [8], [24]. The results from some studies show that tractor wheel slippage increases with tillage speed [25]. When Tayel et al. [20] studied the effect of plowing conditions on the tractor wheel slippage they found an increase in wheel slippage about 10% to 26% when the tillage speed was increased from 1.79 to 9.6 km/h.

Also from the results of Ranjbarian et al. [23] and Jebur and Alsayyah [19] it was found that the slippage increased significantly as forward speed increased as shown in fig. 5 and fig. 6.

2.6. EFFECT OF TILLAGE DEPTH

In their work Ashok Kumar et al. [17] they did a comparison between measured and obtained tractor wheel slippage values when the tillage was accomplished by moldboard, cultivator and disk harrow where the depth was varied from 15 to 30 cm for moldboard plow, 9 to 15 cm for cultivator and 8 to 12 cm for disk harrow. From the results it was shown that the slippage always increased with tillage depth with moldboard, cultivator and disk harrow and ranges between 13.5% and 41.68% when measured by the slippage indicator and ranges between 12.9% and 42.37% when measured by manual measurement.

Results from Tayel et al. [20] fig.7 shows that as tillage depth increases wheel slippage increases. When the depth increased from 10 to 20 then to 30 cm the wheel slippage increased from 17% to 19% then to 21 %.



147
148
149
150
151
152
153
154
155

Fig. 7. Effect of soil depth on wheel slippage; [20].

2.7. WHEEL DRIVE EFFECT

When Moitzi et al. (2006) studied the effect of tillage systems and wheel slippage on fuel consumption they found a reduction in wheel slippage from 6% to 3% during plowing and from 15% to 5% during cultivation with a heavy cultivator when tractor was operated at four wheel drive comparing to the two wheel drive.

156

157 **CONCLUSION**

158 The tractor wheel slippage is a critical parameter for fuel consumption and field performance and
159 optimally it should be in the range of 8-12% and should not exceed 15%. Generally, reducing tillage
160 speed and soil moisture content caused decreasing slippage percentage, but sometimes an inverse
161 relationship between tractor wheel slippage and soil moisture content can be observed. This can be
162 happened if the working conditions change like soil structure, tillage speed and type of the
163 implements. Of the solutions available to decrease the tractor driving wheel slippage is to increase the
164 additional mass of the tractor (adding ballast weight) and decrease the air pressure in the tires, avoid
165 tilling soil that is too wet or too dry and choose the right implement, tillage speed and depth.
166 Engaging the four wheel drive when using the tractor for tillage operations also can decrease the
167 wheel slippage. However, in any case fuel consumption must be taken into consideration.

168

169 **REFERENCES**

- 170 1. Mamkagh, A. M., 2009. Effect of tillage time and plastic mulch on growth and yield of okra
171 (*Abelmoschus esculentus*) grown under rain-fed conditions. *International Journal of Agriculture*
172 *and Biology* 11(4): 453-457.
- 173 2. Mamkagh A. M., 2018. Effect of Tillage Speed, Depth, Ballast Weight and Tire Inflation Pressure
174 on the Fuel Consumption of the Agricultural Tractor: A Review. *Journal of Engineering Research*
175 *and Reports* 3(2), 1-7.
- 176 3. Bentaher H., Ibrahim A., Hamza E., Hbaieb M., Kantchev G., Maalej A., Arnold W., 2013. Finite
177 element simulation of moldboard–soil interaction. *Soil and Tillage Research* 134, 11–16.
- 178 4. Mamkagh, A. M., 2002. Factors affecting tractor fuel consumption during tillage operation. *Arab*
179 *Universities Journal of Agricultural Sciences* 10(2), 441–452.
- 180 5. Mamkagh, A. M. 2002. The effect of forward speed, disc and tilt angle on fuel consumption using
181 disc plow. *Iraq Journal of Agricultural Sciences*. 3(4): 100-104.
- 182 6. Sarauskis E., Vaitauskiene K., Romaneckas K., Jasinskas A., Butkus V., Kriauciunien Z., 2016.
183 Fuel consumption and CO₂ emission analysis in different strip tillage scenarios. *Energy* 118, 1-12.
- 184 7. Hunaiti D. and Mamkagh A., 2003. Economics of plowing productivity (application study for
185 barely crop). *Minufiya Journal of agricultural research* 28(4), 1093-1099.
- 186 8. Janulevicius A., Damanauskas V., 2015. How to select air pressures in the tires of MFWD
187 (mechanical front-wheel drive) tractor to minimize fuel consumption for the case of reasonable
188 wheel slip. *Energy* 90 (1), 691-700.
- 189 9. Karparvarfard SH, Rahmanian Koushkaki H., 2015 Development of a fuel consumption equation:
190 test case for a tractor chisel-ploughing in a clay loam soil. *Biosyst Eng* 130, 23-33.
- 191 10. Damanauskas V, Janulevicius A, Pupinis G., 2015. Influence of extra weight and tire pressure on
192 fuel consumption at normal tractor slippage. *Journal of Agricultural Sciences* 7(2), 55-67.
- 193 11. Mamkagh, A.M. 2008. The effect of the weights loading on the front of farm tractor on depth
194 stability using disk plow *Bulletin of Faculty of Agriculture, Cairo University* 59, 1-5.
- 195 12. Mamkagh, A., 2007. The effect of landside length on tractor fuel consumption and depth stability
196 of moldboard plow. *Bull. Fac. Agric., Cairo Univ.*, 58, 233-238.
- 197 13. Plouffe C., McLaughlin N.B., Tessier S. and Lague C., 1995. Energy requirements and depth
198 stability of two different moldboard plow bottoms in a heavy clay soil. *Agric. Eng.* 37, 279-285.
- 199 14. Ahmad D. and Amran F., 2004. Energy prediction model for disk plow combined with a rotary
200 blade in wet clay soil. *International Journal of Engineering and Technology*, 1(2), 102-114.
- 201 15. Shafaei S., Loghavi M., kamgar S., 2017. Appraisal of Takagi-Sugeno-Kang type of adaptive
202 neuro-fuzzy inference system for draft force prediction of chisel plow implement. *Computers and*
203 *Electronics in Agriculture* 142 (A), 406-415.
- 204 16. Ebrahimi R., Mirdamadib H. R., and Ziaei-Radb S., 2018. Operational modal analysis and fatigue
205 life estimation of a chisel plow arm under soil-induced random excitations. *Measurement* 116,
206 451-457.
- 207 17. Ashok Kumar A., Tewari V.K., Chanchal Gupta, Pareek C.M., 2017. A device to measure wheel
208 slip to improve the fuel efficiency of off road vehicles. *Journal of Terramechanics* 70. 1–11.

- 209 18. Amponsah S. K., Bobobee E. Y., Agyare W. A., Okyere J. B., Aveyire J., King S. R., & Sarkodie-
210 Addo J. (2014). Mechanical cassava harvesting as influenced by seedbed preparation and cassava
211 variety. *Appl Eng. Agric.*, 30(3), 391- 403. <https://doi.org/10.13031/aea.0.10495>
212 19. Jebur H. and Alsayyah Y., 2017. Study of the soil moisture content and the tractor speed on the
213 performance efficiency of the machinery unit. *Journal of Agriculture and Veterinary Science*
214 10(5), 65-70.
215 20. Tayel M., Shaaban S., Mansour H., 2015. Effect of plowing conditions on the tractor wheel
216 slippage and fuel consumption in sandy soil. *International Journal of ChemTech Research* 8(12),
217 151-159.
218 21. Mamkagh A. M., 2009. Some factors affecting wheel slip of a 2WD farm tractor. *Jordan Journal*
219 *Agricultural Sciences*, 5(4), 519-525.
220 22. Arvidsson J., Keller T., Gustafsson K., 2004. Specific draught for mouldboard plough, chisel
221 plough and disc harrow at different water contents. *Soil and Tillage Research* 79, 221–231.
222
223 23. Ranjbarian S., Askari M., Jannatkhah J., 2015. Performance of tractor and tillage implements in
224 clay soil. *Journal of the Saudi Society of Agricultural Sciences*, 16(2), 154-162.
225 24. Smerda T, Cupera J., 2010. Tire inflation and its influence on drawbar characteristics and
226 performance – Energetic indicators of a tractor set. *Journal of Terramechanics* 47, 395–400.
227 25. Mamkagh, A. M. 2009c. Effect of plowing speed, disk angle and tilt angle on farm tractor wheel
228 slip and on plowing depth using disk plow. *Jordan J. Agric. Sci.*, 5(3): 352-360.
229 26. Moitz G., Weingartmann H., Boxberger J., (2006). Effect of tillage systems and wheel slip on
230 fuel consumption. *Energy Efficiency and Agricultural Engineering – International Scientific*
231 *Conference*. Rouse, Bulgaria.
232
233