

Growth and Quality of Papaya 'Tainung 01' Seedlings Submitted to Different Irrigation Depths

ABSTRACT

Performing an adequate irrigation management for the production of papaya seedlings is essential to obtain plants that express all their genetic potential. For this reason, this work aimed to evaluate the effect of different irrigation depths on the growth and quality of papaya type 'Tainung 01' seedlings. The study took place at the Federal Institute of Espírito Santo, Campus Itapina, located in the in Colatina, in the Northwest region of the State of Espírito Santo, Brazil. The experimental design was completely randomized with 25 repetitions for each treatment. The treatments consisted on the application of six irrigation depths: 4, 6, 8, 10, 12 and 14 mm d⁻¹. The seedlings were evaluated at 65 days after planting for the following morphological characteristics: plant height, stem diameter, number of leaves, leaf area, dry mass of the aerial part, dry mass of the root system, total dry mass and Dickson quality index. The irrigation depth of 9.16 mm d⁻¹ had a higher Dickson quality index attesting a higher quality of seedlings, being the most suitable for the production of papaya 'Tainung 01' seedlings.

Keywords: *Carica papaya* L., quality seedlings, irrigation management, Dickson index, vegetative development, water replenishment.

1. INTRODUCTION

The papaya (*Carica papaya* L.) is one of the most appreciated fruit trees in the tropical and subtropical regions of the world. In Brazil, the cultivar 'Tainung 01' is the main hybrid of papaya of the 'Formosa' group produced. It presents fruits with an average weight from 900 to 1100 g, peel with light green coloration, reddish-orange pulp and resistance to transport, being destined mainly for the national market [1;2].

In the papaya crop, the production of seedlings is a fundamental stage to obtain plants that express all their genotypic potential [3]. Irrigation plays a major role in the seedling production process because it is directly related to its quality. In most cases, the application of water to the plants is done erroneously, without evaluation criteria, limiting the potential of agricultural crops. Evaluating the water requirement for seedling production is very important, once both lack and excess of water generate limitations on the growth and development of plants [4].

Water excess is favorable to the emergence of disease because it is directly linked to the leaching of nutrients and it causes environmental questions related to excessive water consumption. The lack of water induces water stress and it limits nutrient absorption and cell

expansion, reducing leaf area, increasing leaf abscission and reducing the process of photosynthesis [5;6].

Good irrigation management can provide the plants with an adequate water humidity, therefore, knowledge of soil, climate, culture and irrigation method must be taken into account. Thus, studies are necessary to quantify the water demand in the development of papaya seedlings. In this context, this work aimed to evaluate the effect of different irrigation depths on the growth and quality of papaya 'Tainung 01' seedlings.

2. MATERIAL AND METHODS

The experiment took place at the Federal Institute of Espírito Santo, Campus Itapina in Colatina, Northwest region of the State of Espírito Santo, Brazil, located at 19°29' South, 40°45' West and 62 meters high. The climate of the region, according to the classification of Köppen, is Tropical Aw [7]. The region is characterized by the irregularity of the rain and the occurrence of high temperatures.

The experiment started on May 16 and ended on July 19, 2018. Its development occurred in a greenhouse of 125 m² and a height of 3 m. Within the greenhouse, six individualized environments (Box), with 2.42 m² each, were created, surrounded on the sides by translucent plastic canvas. Each box consisted on six GREEN MIST (NaanDanJain®) anti-mist nebulizers located one meter above the seedlings and spaced 0.8 m apart.

The experimental design was completely randomized, with 25 repetitions for each treatment. The treatments consisted in the application of six daily irrigation depths: 4, 6, 8, 10, 12 and 14 mm, uniformly distributed in ten hours a day (7 a.m. to 5 p.m.), individually controlled by electronic controllers and centrifugal pumps of 0.5 hp independently installed, operating at a service pressure of 2 kgf cm⁻².

The seedlings were produced in tubes, with a volumetric capacity of 280 cm³. All tubes were pre-sanitized with 2% sodium hypochlorite solution and filled with Tropstrato HT® Vegetable substrate plus Osmocote Plus® 15-9-12 (3M) at the dosage of 3g tube⁻¹, which presents the following chemical composition: N = 15% (7% ammoniacal and 8% nitrate), P₂O₅ = 9%, K₂O = 12%, Mg = 1.3%, S = 5.9%, Cu = 0.05%, Fe = 0.46%, Mn = 0.06% and Mo = 0.02%. The tubes were arranged in holders with a capacity of 54 cells, being positioned alternately, in order not to prevent the arrival of light, avoiding the wadding.

Temperature and humidity variations were monitored and recorded internally in the agricultural greenhouse by a Model 200 Data Logger (WatchDog®), with a maximum temperature ranging from 25.2 to 45.4 °C (average of 38.84 °C), the average temperature from 20.9 to 27.5 °C (average of 24.66 °C) and the minimum temperature from 14.1 to 21.3 °C (average of 17.68 °C) (Fig. 1). The average relative humidity ranged from 60.8 to 80.4% (average of 65.76%) (Fig. 2). These conditions mentioned above are considered as ideal for the development of papaya plants [8].

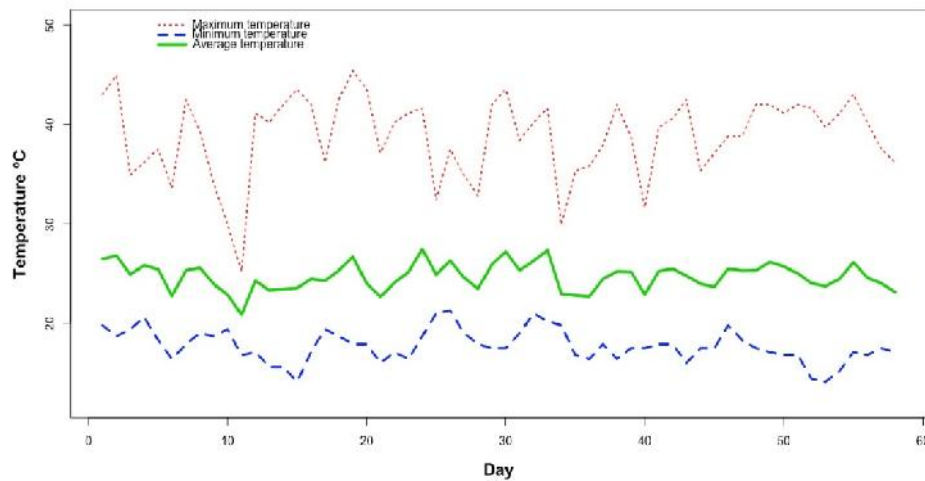


Fig. 1. Maximum, minimum and average temperatures within the greenhouse during the experimental period in Colatina, Espírito Santo.

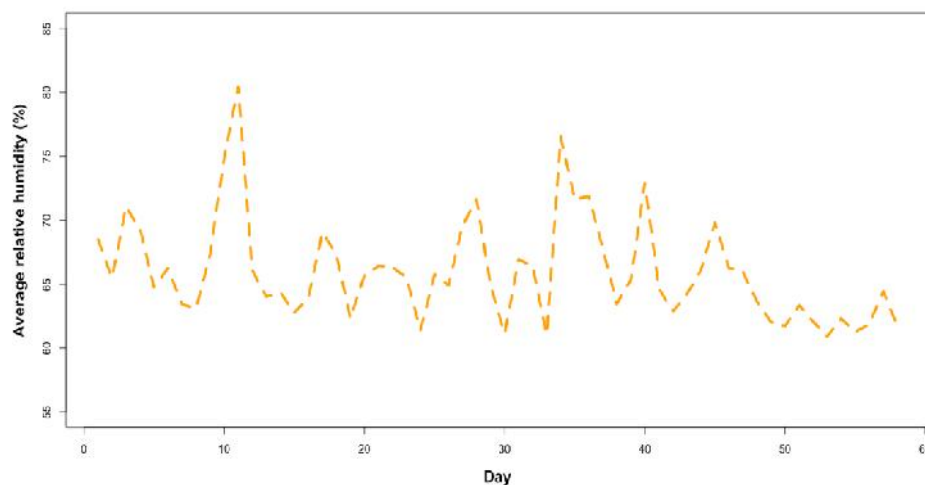


Fig. 2. Average relative humidity within the greenhouse during the experimental period in Colatina, Espírito Santo.

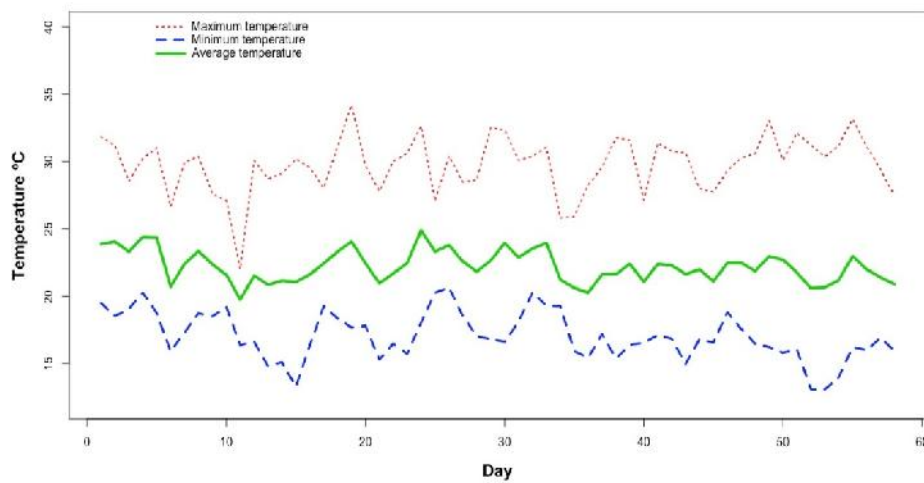
Externally climatic variables were recorded by an ONSET® weather station, installed next to the experiment, with maximum temperatures ranging from 22.0 to 34.2 °C (average of 29.78 °C), average temperatures of 19.7 to 24.8 °C (average of 22.18 °C) and minimum of 13.1 to 20.6 °C (average of 16.98 °C) (Fig. 3). The average relative humidity varied from 76.9 to 94.1% with average marking of 82.78% (Fig. 4).

The reference evapotranspiration (E_{To}) was estimated externally by the FAO-56 Penman-Monteith method [9] by the equation:

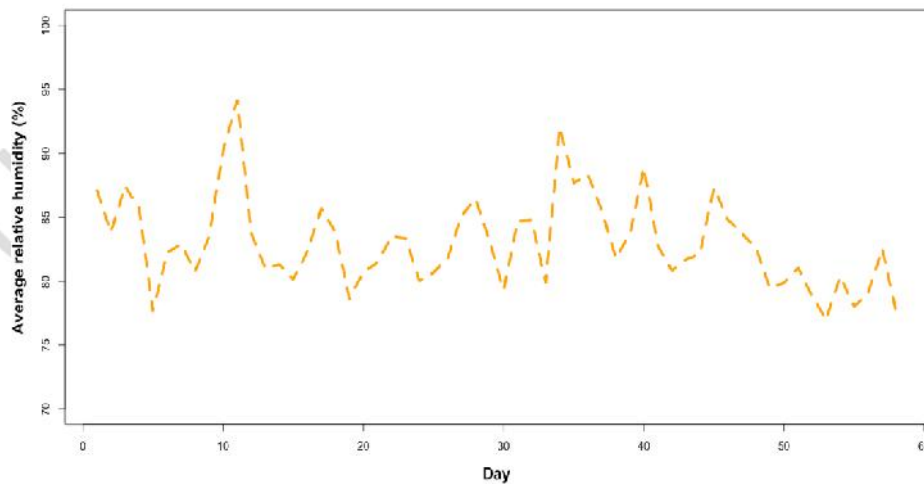
$$ET_o = \frac{0.408\Delta(Rn - G) + \gamma \frac{900}{T + 273} u_2 (e_s - e_a)}{\Delta + \gamma(1 + 0.34 u_2)}$$

99
100 in which ET_o is the daily reference evapotranspiration (mm.d^{-1}); Rn is the daily radiation
101 balance ($\text{MJ.m}^{-2}.\text{d}^{-1}$); G is the daily flow of heat in the soil ($\text{MJ.m}^{-2}.\text{d}^{-1}$); T is the daily average
102 air temperature ($^{\circ}\text{C}$); u_2 is the daily average wind speed at 2 m in height (m.s^{-1}); e_s is the
103 saturation pressure of the daily average water vapor (kPa); e_a is the daily average water
104 vapor pressure (kPa); Δ is the slope of the vapor pressure curve at the point of T ($\text{kPa.}^{\circ}\text{C}^{-1}$)
105 and γ is the psychrometric coefficient ($\text{kPa.}^{\circ}\text{C}^{-1}$).
106

107 The average reference evapotranspiration (ET_o) during the evaluation period was 2.15 mm
108 d^{-1} , with maximum temperature of 2.97 mm d^{-1} and a minimum of 1.06 mm d^{-1} (Fig. 5).



109
110 **Fig. 3. Maximum, minimum and average external temperatures during the**
111 **experimental period in Colatina, Espírito Santo.**



112
113 **Fig. 4. Average external relative humidity during the experimental period in Colatina,**
114 **Espírito Santo.**

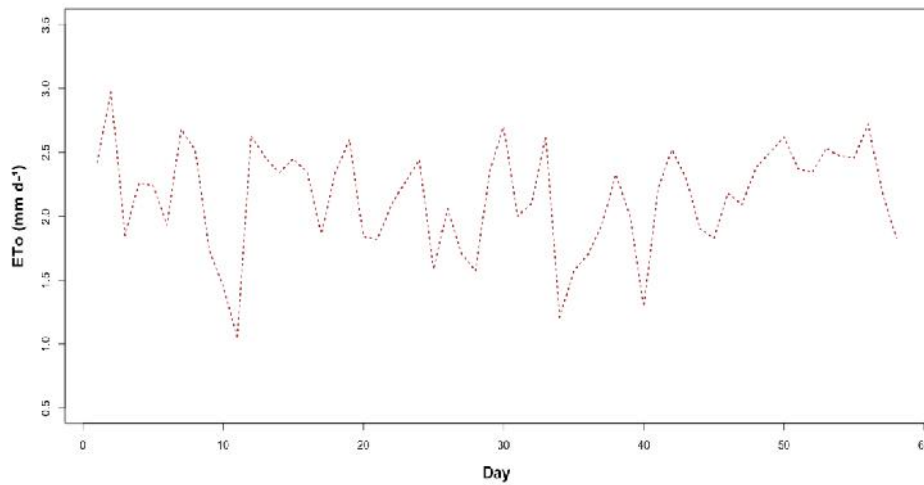


Fig. 5. Reference evapotranspiration during the experimental period in Colatina, Espírito Santo.

At 65 days after planting, the seedlings were evaluated about the following morphological characteristics: plant height (PH), measured in cm, using a graded ruler, from the stem to the apical bud; stem diameter (SD), measured 2 cm above the edge of the tube, in mm, with a digital caliper ruler from Metrotools company, model MPD-150; number of leaves (NL), defined by the total leaf count of the seedling; leaf area (LA), expressed in cm², estimated with a LI-COR leaf area meter model LI-3100C; dry mass of the aerial part (DMAP), dry mass of the root system (DMRS) and total dry mass (TDM), expressed in grams; Dickson quality index (DQI) according to Dickson et al. [10], given by:

$$DQI = \frac{TDM}{\frac{PH}{SD} + \frac{DMAP}{DMRS}}$$

The DMAP and DMRS were obtained after the seedlings were dried in a greenhouse with forced air circulation for 72 hours at 65 °C and weighed in an electronic scale with an accuracy of 0.001 g. The TDM was obtained by the sum of DMAP and DMRS.

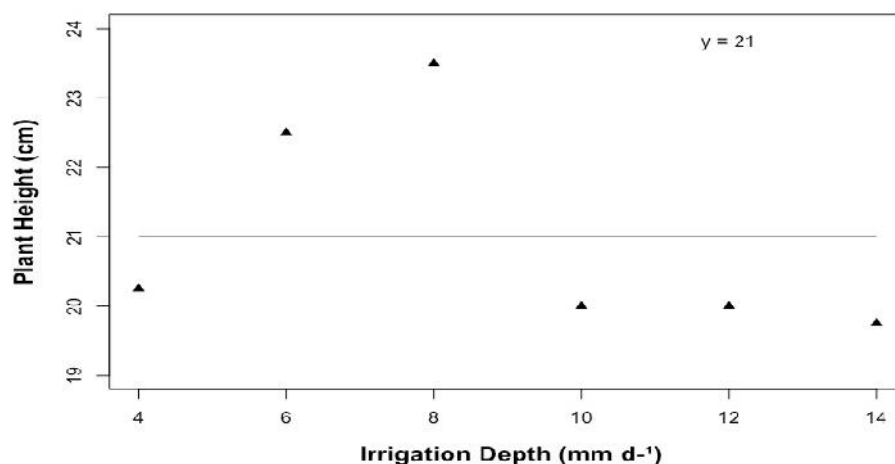
The data were submitted to analysis of variance by the F test at 5% probability through the software R [11]. When significant, they were adjusted to regression models that better explained the effect of the irrigation depths on the analyzed variables. The maximum points were obtained through the primary derivative of the regression equations.

3. RESULTS AND DISCUSSION

After analysis of variance, significant differences were observed for the stem diameter, leaf area, dry mass of the aerial part, dry mass of the root system, total dry mass and Dickson quality index by the F test ($P < 0.05$) attesting that the applied irrigation depth interfered on these characteristics, however, the results found for plant height and number of leaves were not significant.

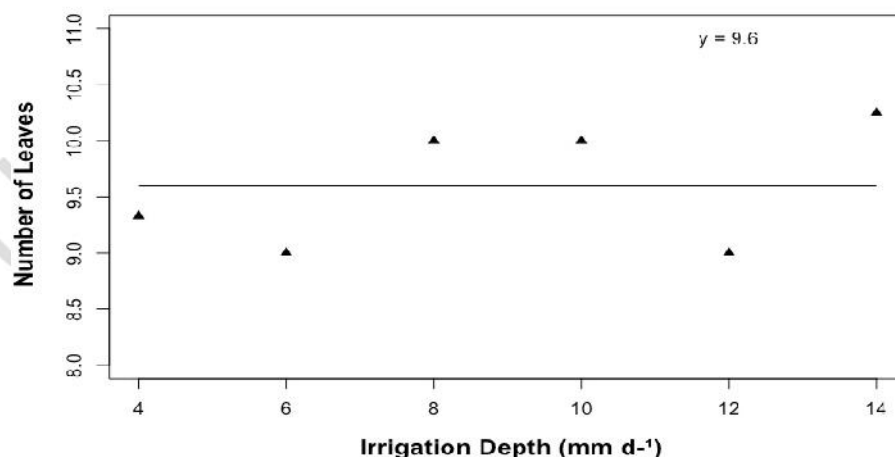
Plant height (PH) had an average of 21 cm in all applied irrigation depths (Fig. 6). Considering that the ideal plant height for transplanting papaya seedlings to the field varies

149 from 15 to 20 cm [12], all irrigation depths produced seedlings with satisfactory size at 65
 150 days after planting. seeding. According to Carneiro [13], this is a non-destructive and easily
 151 measured feature standing as a parameter for transplanting seedlings into the field.
 152 However, for Costa *et al.* [14] and Posse *et al.* [15], PH cannot be used alone to determine
 153 seedling quality and should be used join stem diameter and aerial part biomass to do that.
 154



155
 156 **Fig. 6. Plant height of papaya "Tainung 01" seedlings under the different irrigation**
 157 **depths**

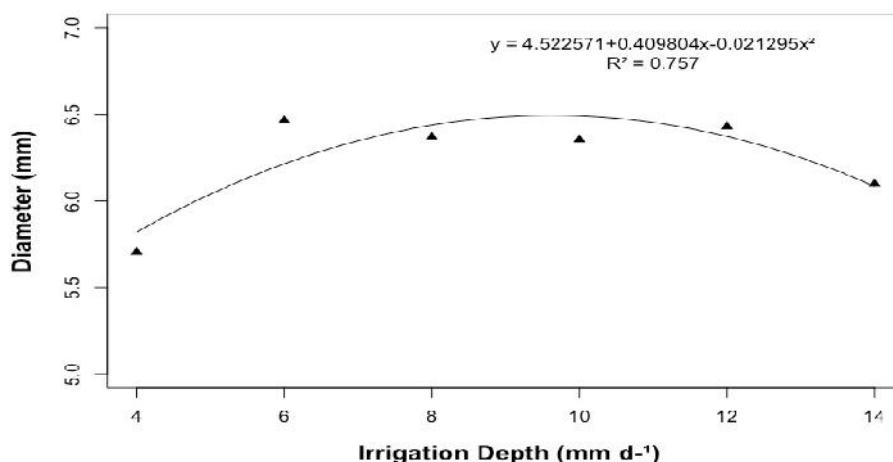
159 The number of leaves (NL) had an average of 9.6 leaves in all applied treatments (Fig. 7).
 160 Although the number of leaves did not differ significantly in relation to the applied irrigation
 161 depth, these results are superior to those found by Oliveira *et al.* [16], who observed a
 162 maximum number of 7 leaves for the 'Rubi INCAPER 511' variety in the 13.08 mm d⁻¹
 163 irrigation depth at 60 days after planting.
 164



165
 166 **Fig. 7. Number of leaves of papaya "Tainung 01" seedlings under the different**
 167 **irrigation depths.**

168

169 The stem diameter (DC) showed quadratic adjustment, with a maximum point of 6.49 mm in
 170 the 9.62 mm d⁻¹ depth and coefficient of determination (R²) of 0.757 (Fig. 8). Plants with
 171 larger stem diameter have higher resistance and quality when transplanted to field
 172 conditions, thus, being the most desirable [17]. According to Trindade [8], papaya plants are
 173 very sensitive to lack of water, delaying their growth and reducing the rate of stem
 174 development which leads to a reduction in stem diameter, corroborating with the results of
 175 this work, presented for the depths smaller than 9.62 mm.
 176



177
 178 **Fig. 8. Stem diameter of papaya "Tainung 01" seedlings under different irrigation**
 179 **depths.**
 180

181 Leaf area (LA) presented a quadratic effect, with R² of 0.916 and maximum point of 192.25
 182 cm² in the 6.73 mm d⁻¹ irrigation depth (Fig. 9). Although there was no difference in the
 183 number of leaves of the seedlings in relation to the water depth applied, the leaf area was
 184 affected by the amount of water available to the seedlings, attesting that the leaves varied in
 185 size. According to Sá *et al.* [18], the leaf area is the most important characteristic to be
 186 studied in papaya plants, since this variable allows the identification of plants with greater
 187 tolerance to stress.
 188

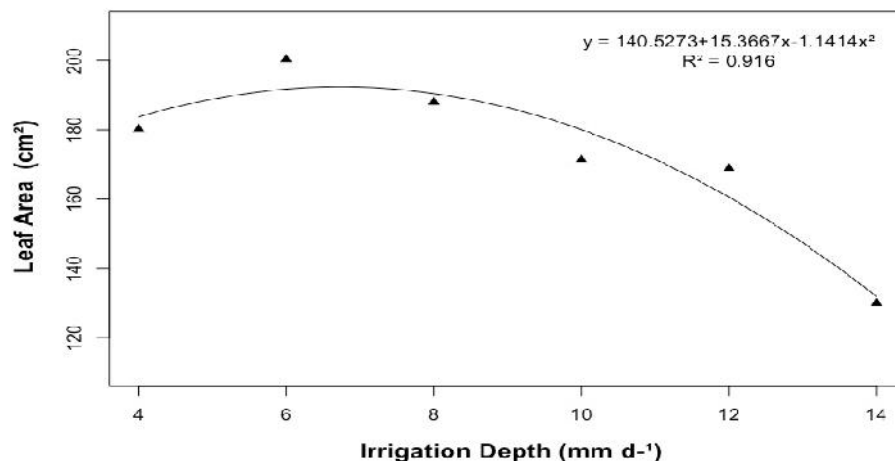


Fig. 9. Leaf area of papaya "Tainung 01" seedlings under the different irrigation depths.

It is verified that LA is directly affected by the lack or excess of water available to the plants. The reduction of leaf area is a defense mechanism of plants, under water shortage, the decrease of leaf area is related to gas exchange, reducing water loss through transpiration [18]. In the other hand, papaya seedlings are susceptible to flooding [19]. Under conditions of excess water, the plants are submitted to an environment with lack of oxygen, limiting the metabolic activity and, consequently, their development [6].

The dry mass of the aerial part (DMAP), the dry mass of the root system (DMRS) and the total dry mass (TDM) presented quadratic behavior with a maximum point of 1.85 g, 0.94 g and 2.78 g in the 9.67 mm d⁻¹, 8.88 mm d⁻¹ and 9.32 mm d⁻¹ irrigation depths and R² 0.826, 0.946 and 0.903, respectively (Fig.10, Fig. 11 and Fig. 12). Reducing the amount of water available to the plants interfered negatively in the accumulation of dry mass of the plants. This reduction in environments with water deficit is generated by the inhibition of photosynthesis caused by the induction of abscisic acid accumulation, causing stomatal closure, limiting gas exchange, and reducing the consumption of photoassimilates by the expanding leaves [20;6].

The papaya tree is extremely sensitive to lack of aeration in the soil caused by water excess, reducing its physiological activities significantly 24 hours after being under such conditions, and exposure for two to four days in these environments may cause death of the plants [8]. In case of flooding, there is a lack of oxygen to the roots, causing tissue death, leading to limited absorption of nutrients and water due to the lack of energy, leading to a decrease in the plant biomass [6].

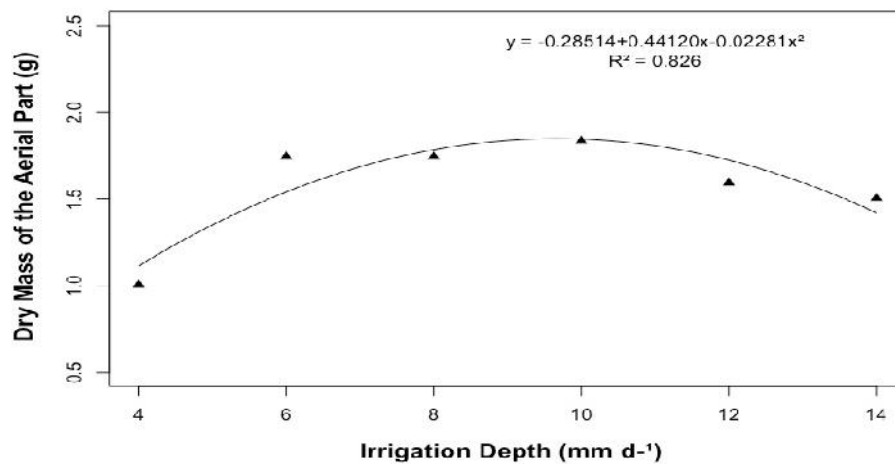


Fig. 10. Dry mass of the aerial part of papaya "Tainung 01" seedlings under the different irrigation depths.

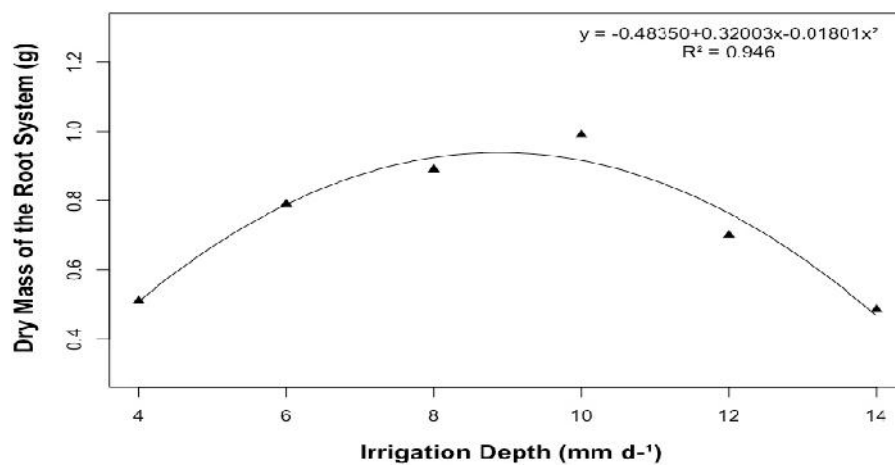


Fig. 11. Dry mass of the root system of papaya "Tainung 01" seedlings under different irrigation depths.

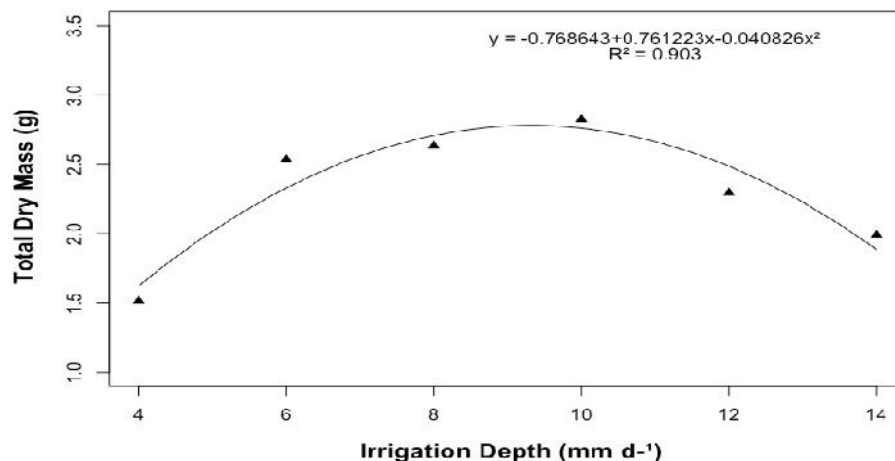


Fig. 12. Total dry mass of papaya "Tainung 01" seedlings under different irrigation depths.

The Dickson quality index (DQI) showed a quadratic behavior with a maximum point of 0.51 in the 9.2 mm d⁻¹ irrigation depth and R² of 0.92 (Fig. 13). The DQI is an indicative of quality of seedlings considering in its formula growth characteristics of all parts of the plant, and, so, the higher the DQI the better the quality of the seedlings is.

Hunt [21] establishes a minimum DQI value of 0.20 to obtain a quality seedling. Considered also by Johnson & Cline [22], as a promising morphological measure, the DQI reflects the quality of the seedlings considering in its calculation the robustness (TDM) and the balance of the phytomass distribution. The Dickson quality index found in this work proved to be a good indicator of quality for the papaya "Tainung 01" seedlings.

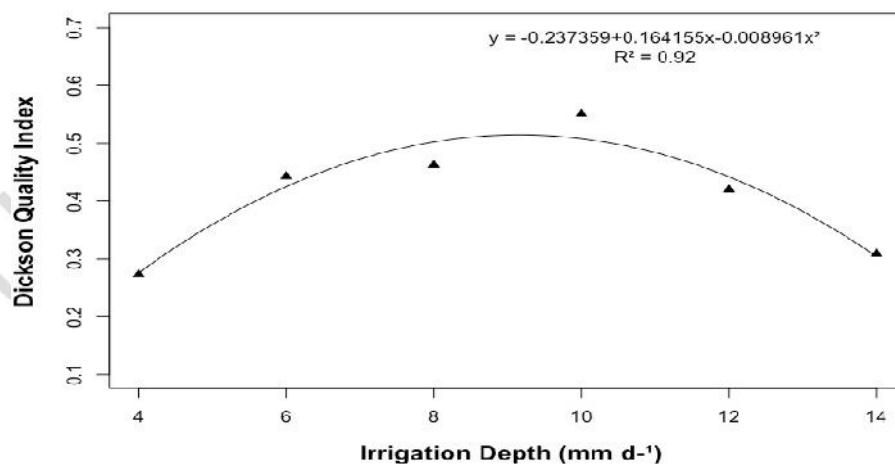


Fig. 13. Dickson quality index of papaya "Tainung 01" seedlings under different irrigation depths.

Oliveira *et al.* [16], found for papaya 'Rubi INCAPER 511', also belonging to the 'Formosa' group, a DQI maximum value of 0.43, using a daily 12.66 mm irrigation depth. Seedlings that present higher DQI are more likely to survive when taken to the field due to their greater capacity of acclimation, favoring their development [23;24].

4. CONCLUSION

The irrigation depth of 9.2 mm d⁻¹ had a higher Dickson quality index attesting higher quality of seedlings, as well as good answers in the majority of quality characteristics evaluated, being the most suitable for the production of papaya 'Tainung 01' seedlings.

COMPETING INTERESTS

Authors have declared that no competing interests exist.

REFERENCES

1. Bruckner CH. Improvement of tropical fruit trees. Viçosa: UFV, 2002. 422p.
2. Serrano LAL, Cattaneo LF. Papaya culture in Brazil. Revista Brasileira de Fruticultura, Jaboticabal. 2010; 32 (3): 657-959. <http://dx.doi.org/10.1590/S0100-29452010000300001>
3. Weckner FC, Campos MCC, Birth EP, Mantovanelli BC, Birth MF. Evaluation of papaya seedlings under the effect of different compositions of biofertilizers. Magazine of the University Vale do Rio Verde, Três Corações. 2016; 14(1):700-706. <http://dx.doi.org/10.5892/ruvrd.v14i1.2539>
4. Morais WWC, Susin F, Vivian MA, Araújo MM. Influence of the irrigation in the growth Schinus terebinthifolius seedlings. Brazilian Forest Research, Colombo. 2012;32(69):23-28. doi: 10.4336/2012.pfb.32.69.23
5. Lopes JLW, Guerrini IA, Saad JCC. Quality of eucalyptus seedlings under different depths of irrigation and two substrates. Contact Us. 2007; 31(5):835-843. <http://dx.doi.org/10.1590/S0100-67622007000500007>
6. Taiz L, Zeiguer E, Moller IM, Murphy A. Physiology and plant development. 6. ed. Porto Alegre: Artmed, 2017:858p.
7. HEADS, W. The geographical system of the climates. In: Köppen GW .; Violinist MR. (eds.), Handbook of Climatology, Berlin. 1936;44.
8. Trinity AV. Papaya, Production: technical aspects. Embrapa Cassava and Fruticulture, Brasília, Technology transfer notice. 2000. 77 p.
9. Allen RG, Pereira LS, Raes D, Smith, M. Crop evapotranspiration: guidelines for computing crop water requirements. (Irrigation and Drainage Paper, 56) Rome: FAO. 1998;1-300.

- 298 10. Dickson A, Leaf AL, Hosner JF. Quality appraisal of white spruce and white pine
299 seedling stock in nurseries. *Forest Chronicles*. 1960;36:10-13.
300
- 301 11. R Core Team. R: A language and environment for statistical computing. R Foundation for
302 Statistical Computing, Vienna, Austria. 2018. Available:URL <https://www.R-project.org/>
303
- 304 12. Costa E, Leal PAM, Santos LCR, Vieira LCR. Growth of papaya seedlings in different
305 protected environments, pots and substrates in Aquidauana, Mato Grosso do Sul State. *Acta*
306 *Scientiarum. Agronomy, Maringá*. 2010; 32(3):463-470. DOI:
307 10.4025/actasciagron.v32i3.4449
308
- 309 13. Carneiro, JGA. Production and quality control of seedlings. Curitiba: UFPR/FUPEF,
310 1995. 451p.
311
- 312 14. Costa E, Dias JG, Lopes KG, Binotti FFS, Cardoso ED. Shading Screens and Substrates
313 for *Dipteryx alata* Vog. Seedling Production. *Forest and Environment, Seropédica*. 2015; 22
314 (3): 416-425. <http://dx.doi.org/10.1590/2179-8087.071714>
315
- 316 15. Posse RP, Valani F, Gonçalves MAS, Oliveira EC, Louzada JM, Quartezani WZ, Leite
317 MCTL. Growth and quality of yellow passion fruit seedlings produced under different
318 irrigation depths. *Journal of Experimental Agriculture International*. 2018;22(4):1-11.
319 Available at: <http://dx.doi.org/10.9734/jeai/2018/40948>
320
- 321 16. Oliveira VS, Posse RP, Pinheiro APB, Costa GS, Malikouski RG, Morais AL, Schmidt
322 ER. Effect of irrigation depths on the growth of papaya seedlings. *Journal of Experimental*
323 *Agriculture International*. 2018;29(1):1-9. Available at:
324 <http://dx.doi.org/10.9734/jeai/2019/45917>
325
- 326 17. Melo AS, Costa CX, Brito MEB, Viégas PRA, Silva Júnior CD. Production of papaya
327 seedlings in different substrates and phosphorus doses. *Brazilian Journal of Agricultural*
328 *Sciences*. 2007;2(4):257-261.
329
- 330 18. Sá FVS, Brito MEB, Melo AS, Antonio Neto P, Fernandes PD, Ferreira IB. Production of
331 papaya seedlings irrigated with saline water. *Brazilian Journal of Agricultural and*
332 *Environmental Engineering, Campo Grande*. 2013;17(10):1047-1054.
333 <http://dx.doi.org/10.1590/S1415-43662013001000004>
334
- 335 19. Barros DL, Coelho EF, Andrade TP, Santos AA, Queiroz LA, Cruz ROR. Effect of
336 flooded soil on papaya seedlings, cv. Sunrise soil. In: VII SYMPOSIUM OF THE BRAZILIAN
337 PAPAYA. 2018. Vitória, ES. Production and Water Sustainability: Annals. Vitória, ES:
338 Incaper, 2018. CD-ROM.
339
- 340 20. JR Coast, JLN Pine, Parry MM. Dry matter production of corn cultivars under different
341 water stress levels. *Brazilian journal of agricultural and environmental engineering, Campina*
342 *Grande*. 2008; 12 (5): 443-450. <http://dx.doi.org/10.1590/S1415-43662008000500001>
343
- 344 21. Hunt GA. Effect of styroblock design and cooper treatment on morphology of conifer
345 seedlings. In: Rose R, Campbell SJ, Landis TD, eds. Target seedling symposium, meeting of
346 the western forest nursery associations, general technical report RM-200. 1990, Roseburg:
347 Proceedings. Collins: United States Department of Agriculture, Forest Service. 1990;218-
348 222. Available: <https://rnr.net/publications/proceedings/1990/hunt.pdf/> (Accessed 10 Out.
349 2017)
350

- 351 22. Johnson JD, Cline ML. Seedling quality of Southern pines. In: Duryea ML, Dougherty PM
352 (eds.). Forest regeneration manual. Klumer Academic, Netherlands. 1991;143-162.
353 Available: http://dx.doi.org/10.1007/978-94-011-3800-0_8
354
- 355 23. Gomes JM, Couto L, Leite HG, Xavier A, Garcia SLR. Growth of *Eucalyptus grandis*
356 seedlings in different tube sizes and N-P-K fertilization. *Revista Árvore*. 2003;27(2):113-127.
357 <http://dx.doi.org/10.1590/S0100-67622003000200001>
358
- 359 24. Binotto AF, Lúcio AD, Lopes SJ. Correlations between growth variables and the Dickson
360 quality index in forest seedlings. *Revista Cerne*. 2010;16(4):457-464.
361 <http://dx.doi.org/10.1590/S0104-77602010000400005>
362
363