

Original Research Article

Bioremediation potential of *Pseudomonas aeruginosa* KX828570 on Crude oil spill Polluted Marshland and terrestrial soil treated with Oil Spill dispersant

ABSTRACT

Aim: To investigate bioremediation potentiality of *Pseudomonas aeruginosa* KX828570 on crude oil Polluted Marshland and Terrestrial Soil treated with oil spill dispersant

Study Design: 1500g of soil samples were weighed and transferred into sterile plastic rubbers labelled 1 to 4 for each of the soil. 50 ml of bio-augmenting agent and 20 ml of dispersant was respectively transferred into the rubbers accordingly except for the control. The setup was watered with 30 ml and tilled twice a week to provide moisture and more oxygen for the organisms to thrive.

Place and Duration of the Study: Soil samples were collected from K-Dere, Gokana L.G.A, and were transported to the Microbiology Laboratory of Rivers State University, Port Harcourt, Nigeria for analyses while Oil spill dispersant (OSD/LT and OSD/Seacare) were from Barker and Hughes Nig Ltd (formally mil park Nigeria limited), all in Rivers state, Nigeria. This investigation study lasted for 28 days and sampling was done every 7day period.

Methodology: Soil samples were inoculated and pure culture of *Pseudomonas aeruginosa* was obtained from the soil. Thereafter, 20ml of each of the Oil spill dispersant - OSD/LT and OSD/Seacare liquid detergent, was used to pollute 1500g soil sample, 50ml of (*Pseudomonas aeruginosa* KX828570), was used as augmentation alongside a control (without organism & treatment) and they were kept at ambient temperature (28±20C) for 28 days. Total hydrocarbon content and some physiochemical parameters was determined using standard method. Also, the standard plate count method was used for the enumeration of the total heterotrophic, dispersant utilizing and hydrocarbon utilizing bacteria. 1 g of soil sample was weighed and aseptically transferred into test tube containing 9ml sterile normal saline and was serially diluted to 10⁻⁷ and 10⁻⁵ dilutions were inoculated onto the mineral salt medium and nutrient agar medium respectively. Inoculated plates were spread using sterile bent glass rod and incubation at 37 OC followed. The duration of incubation were 24 hours and 5-7 days for the total heterotrophic bacteria, hydrocarbon utilizing, and dispersant utilizing bacteria respectively. This was done for all the soil samples.

Results: The pH of both soils ranged from 5.75 to 7.37 across the various set up. Temperature reading ranged from 27°C to 34°C. Soil moisture content ranged from 0.03 to 0.6 across the soil samples. Total Hydrocarbon Content (THC) for control, (without organism) of Oil spill dispersants (OSD/LT and OSD/Seacare) in terrestrial soil reduced from 18348.68(mg/kg) to 9111.84(mg/kg), Control with organism, (18348.68mg/kg) to (8065.79mg/kg), OSD/LT with *Pseudomonas aeruginosa*, (18348.68mg/kg) to 6263.16(mg/kg) and OSD/Seacare with *Pseudomonas aeruginosa*, (18348.68mg/kg) to 5618.42(mg/kg) respectively. While in marshland soil, control reduces from (68092.11mg/kg) to 42631.58(mg/kg), control with *Pseudomonas aeruginosa*, 68092.11(mg/kg) to (37434.21mg/kg), OSD/LT with *Pseudomonas aeruginosa*, (68092.11mg/kg to 35657.89mg/kg) and, OSD/Seacare with *Pseudomonas aeruginosa*, 68092.11(mg/kg) to 32302.63(mg/kg). The percentage (%) bioremediation rate of polluted soils, were as follows: controls (Marshland and Terrestrial) 37.4% and 50.3%, ML+Pseudo and TS+Pseudo 44.9% and 56.0%, OSD/LT+Pseudo 47.6% and 65.9%, OSD/Seacare+Pseudo 52.6% and 69.4% respectively. Oil spill dispersant(OSD-mg/k). In terrestrial soil, OSD/LT with *Pseudomonas aeruginosa*, reduced from 1776.32(mg/kg) to 598.65(mg/kg), OSD/Seacare with *Pseudomonas aeruginosa* 1776.32(mg/kg) to 513.16(mg/kg) while on marshland, the two test chemicals (OSD/LT and OSD/SC) have the same value 11513.16(mg/kg) to 5526.32(mg/kg). Total heterotrophic bacterial (THB) population ranged from 8.391to 9.760log₁₀cfu/g across the marshland soil set up, terrestrial soil ranged from 8.498log₁₀cfu/g to 9.720log₁₀cfu/g. Dispersant utilizing bacterial count in marshland and terrestrial soil ranged from 6.013log₁₀Cfu/g to 7.338log₁₀Cfu/g and 6.045 log₁₀Cfu/g to 7.301 log₁₀Cfu/g respectively from Day 1 to the 28th day. Hydrocarbon utilizing bacterial count ranged from 6.176 to 7.521log₁₀Cfu/g.

Comment [R1]: rewrite

Comment [R2]: Write briefly

56 **Conclusion:** From the investigation, remediation rate of *Pseudomonas aeruginosa* with Seacare was
57 more degradable than *Pseudomonas aeruginosa* with LT. This shows that the organism,
58 *Pseudomonas aeruginosa* have been found to be a potential bioremediation agent in oil spill
59 dispersant polluted marshland and terrestrial soil.
60

61 Keyword: Bioremediation, Oil spill dispersant, OSD/LT, OSD/Seacare, Terrestrial soil, Marshland.
62

63 INTRODUCTION

64 The increase exploration and transportation of crude oil, through coastal communities has brought
65 about the pollution of marshland (wetland) and terrestrial soil, which has become a serious
66 environmental concern in Nigeria due to continuous change in the environment. The transportation
67 method employed includes the use of pipelines overland and oceanic tankers. Most marshland are
68 found in remote areas and were mostly polluted by oil spills (1). Hydrocarbon components have been
69 known to belong to the family of carcinogens and neurotoxic organic pollutants (2). Oil spill pollution
70 has become a universal problem in industrialized and developing countries. It has cause a threat to
71 our environment today by imposing a serious health hazard to human health, causes decrease in
72 Agricultural productivity on soil and economic loss (3,4).

73 Dispersants are the main chemical used that reduced the interfacial tension between water and oil so
74 that it breaks down the oil into droplets and quickly disperses into the water, its use is a topic of
75 immense concern because of its potential ecological effects (5).The establishment of oil spill
76 dispersant preparedness practices in marshland communities will be very crucial to reduce the impact
77 from oil (6).Dispersants are mostly applied immediately after a spill before the lightest component in
78 the evaporates (7,6).

79 The technology commonly used for the soil remediation includes mechanical, burying, evaporation,
80 dispersion and washing. However, these technologies are expensive and can leads to incomplete
81 decomposition of contaminants (8). Conventional methods to clean-up oil spill from terrestrial and
82 aquatic ecosystems are; mechanical method, chemical method and microbial degradation.
83 Mechanical and chemical methods generally used to remove hydrocarbon from contaminated sites
84 have limited effectiveness (9,10). Mechanical cleaning of spilled oil and dispersant is nearly
85 impossible in 'protected' ecosystems. Chemicals are used to change the characteristics feature of the
86 oil (11).

87 In recent years microbial degradation of pollutants is a sustainable way to clean up the contaminated
88 environment (12). Microbial degradation is the major and ultimate natural mechanism by which one
89 can clean up the petroleum hydrocarbon pollutants and dispersants from the environment (13). This is
90 possible because microorganisms have enzyme systems to degrade and utilize different hydrocarbon
91 as a source of carbon and energy (14, 9,10). The use of inexpensive equipment, environmentally
92 friendly nature and simplicity of the process are some of the advantages over other remedial means
93 such as chemical and mechanical treatments. This is the reason why the use of microorganisms
94 capable of converting contaminants to harmless products by mineralization, generation of
95 carbon(iv)oxide and water or by conversion into microbial biomass by exploiting its diverse metabolic
96 abilities known as bioremediation has become an alternative technology (14, 15, 16). The most
97 effective elimination of contaminates may be achieved by using microbial inoculants isolated from
98 already polluted environments. Bioremediation involves the use of microorganisms to remove or
99 neutralize pollutants from contaminated sites (17, 18, 4). The success of oil spill and residual
100 dispersant bioremediation depends on one's ability to establish and maintain conditions that favour
101 enhanced oil biodegradation rates in contaminated environment, such as presence of microorganisms
102 with appropriate metabolic abilities. Several bacteria are even known to feed exclusively on
103 hydrocarbons. The ability of this species to degrade crude oil in oil polluted soil site suggests that they
104 could be used for the treatment of other oil wastes such as oil spill dispersant polluted terrestrial soil,
105 marshland and water. Hence, the essence of this study; to investigate and compare the
106 bioremediation potentiality of *Pseudomonas aeruginosa* on oil spill dispersant polluted marshland and
107 terrestrial soil.
108

109 Materials and Methods

110 Study site and sample collection

111 The soil sampling was carried out at K-Dere community in Gokana Local Government Area of Rivers
112 state, Nigeria. K-Dere is situated in the Niger Delta Area of Nigeria, between longitudes 7.010 and
113 7.07° E; and latitudes 4.08 and 4.2°N. Sampling were done at two different sites, put in sterile black
114 polyethylene bags and labelled with masking tape, and then immediately taken to the microbiology
115 laboratory, Rivers State University, for microbiological and physicochemical analyses.

116
117
118
119
120
121
122
123
124
125
126
127
128
129
130
131
132
133
134
135
136
137
138
139
140
141
142
143
144
145
146
147
148
149
150
151
152
153
154
155
156
157
158
159

Source of Oil spill dispersants

The oil spill dispersants (OSD) used in the study work OSD/ LT and OSD/Seacare were sourced from Barker and Hughes Nig Ltd (formally mil park Nigeria limited) Port Harcourt.

Preparation of mineral salt medium (MSM)

The mineral salt medium was prepared in the laboratory having the following composition; $K_2HPO_4 \cdot 7H_2O$ (0.5g); $MnSO_4 \cdot H_2O$ (0.2g); $NaCl_2$ (0.3g); $ZnCl_2$ (0.03g); $MgSO_4$ (0.3g); $FeSO_4 \cdot H_2O$ (0.02g) $NaNO_3$ (0.03g) and Agar Agar, (16g) in 200mls of sterile distilled water. Each salt was dissolved in distilled water before mixing. The pH of the solution was adjusted to 6.8. The medium was then sterilized by Autoclaving at 15 lbs pressure (121 °C) for 15minutes (19).

Source of Microorganisms (*Pseudomonas aeruginosa*)

The method described by (20, 21) was adopted. Pure cultures of the organism were obtained from inoculation and incubation of soil samples using nutrient Agar. Pure cultures were obtained by continuous subculturing (22,23). Isolates was inoculated into broth culture (19).

Isolation of Test Organism

The test organism (*Pseudomonas aeruginosa*) was selected because of its importance as an active hydrocarbon degrader in crude oil polluted environment. It was isolated from the oil-polluted soil samples using the spread plate method (microbiological method). Soil suspensions were prepared by adopting Ten-fold serial dilution. 1g of the soil sample was measured into a test tube and 9ml of sterile distilled water was mixed with the sample. The suspension was properly shaken for thirty seconds to homogenize the solution and this served as the stock solution. Ten-fold serial dilution of all the homogenized mixture was carried out using prepared normal saline as diluents. Seven test tubes containing 9ml of normal saline was used for the serial dilution. Aliquots of 0.1ml from 10^{-5} and 10^{-7} dilutions were introduced into duplicated sterile petri dishes using sterile pipette and separately spread plated with flame sterilized bent glass spreader on well-dried Cetrimide agar plate and nutrient agar plates. The plates were incubated at 37 °C for 24 to 48 hours. After which bacterial colonies that form during incubation period were picked with sterile inoculating loop and were streaked on freshly prepared well-dried nutrient agar plates. The plates were incubated at 37 °C for 24 hr. Discrete colonies on the plates were aseptically transferred into agar slants and bijou bottles containing 10% (v/v) glycerol, properly labelled and stored as stock cultures for preservation and identification (23,22).

Confirmation of Test Organism

The confirmation of the isolates was done according to the standard techniques in District laboratory practice in tropical countries (25), and was identified base on the Bergey's manual of Determinative Bacteriology after carrying out the morphological and various biochemical tests.

Bioremediation set-up (Experimental Design)

Table 1 Experimental Design (Bioremediation set-up) for Both Soil

SET UP LABEL	SET UP CONSTITUENTS
1	1500g of Terrestrial soil+30ml of Distilled (Control)
2	1500g of Terrestrial soil +30ml of Distilled H_2O +50ml of <i>Pseudomonas aeruginosa</i>
3	1500g of Terrestrial soil+20ml of OSD/LT+30ml of Distilled H_2O +50ml of <i>Pseudomonas aeruginosa</i>
4	1500g of Terrestrial soil+20ml of OSD/SC+30ml of Distilled H_2O +50ml of <i>Pseudomonas aeruginosa</i>
5	1500g of Marshland soil+30ml of Distilled (Control)
6	1500g of Marshland soil +30ml of Distilled H_2O +50ml of <i>Pseudomonas aeruginosa</i>
7	1500g of Marshland soil+20ml of OSD/LT+30ml of Distilled H_2O +50ml of <i>Pseudomonas aeruginosa</i>
8	1500g of Marshland soil+20ml of OSD/SC+30ml of Distilled H_2O +50ml of <i>Pseudomonas aeruginosa</i>

160
161
162
163
164
165
166

Soil preparation and Application of organisms

Bioremediation set-up for a proper monitoring was set up for each soil sample and Oil spill dispersants (OSD), 1500g of the soil sample collected from K-Dere Gokana was weighed into Eight plastic rubbers. After that, there was a control which was without organisms while others were augmented with organisms (*Pseudomonas aeruginosa*). Twenty millilitre (20ml) of each of the Oil spill

167 dispersant - OSD/LT and OSD/Seacare was dispensed into each of the rubber containing the soil so
168 as to pollute it and it was then mixed properly using a sterile spatula so as to enable the dispersants
169 mix properly with the soil. Thereafter, 30ml of distilled water were used to watered the set samples
170 and properly stirred with a spatula for the organisms to thrive successful and have more oxygen.
171 Bioaugmentation was the type of bioremediation carried out in which samples were augmented by
172 adding 50ml of broth culture organism (*Pseudomonas aeruginosa*) to the first set up, and they were
173 kept at ambient temperature ($28\pm 2^{\circ}\text{C}$) for 28 days. This method is referred to as ex situ
174 bioremediation, whereby the polluted soil requires excavation and treatment can be carried out in the
175 laboratory. This method of bioremediation can also be carried out on field or polluted sites.

176
177

178 **Total Hydrocarbon Content Analysis**

179 **Chemical Analyses**

180 This was done using spectrophotometer.

181 During the setup process for spectrophotometric analysis, 10g of soil sample were weighed from each
182 of the setup rubbers containing 1500g of soil sample into sterile beaker and 20ml of xylene was
183 added and shaken properly to extract the oil from the soil and this was allowed to digest for 30
184 minutes and the extracted oil were sieved with whatman No 1 filter paper into test tube that was
185 transferred into colorimeter curvette and placed in a chamber known as infrared spectrophotometer
186 analyzer. The Total Hydrocarbon Content (THC) value was determined by comparing to a calibration
187 curve constructed from dilution of a stock solution of a 1:1 bonny light crude and oil spill dispersant.
188 The spectrophotometric measurement was at 420nm and Total Hydrocarbon Content (THC) Oil Spill
189 Dispersant (OSD) was at 560nm (25, 26). For marshland soils, the extracted oil had high
190 concentration so they were diluted with 10^{-1} dilution ratio before analyzing (4).

191

192 **Sample Analysis**

193 **Moisture Content analysis**

194 This was carried out by removing 10g of contaminated soil from each of the set up and weighing it
195 inside of a wash glass, then they were placed inside a hot air oven for 1 hour at 110°C for drying. After
196 drying, the soil was immediately transferred into desiccators for cooling for 30 minutes. After which,
197 the soil was then reweighed and the new weight in grams gotten were then subtracted (minus) from
198 the initial 10 grams of the soil to get the moisture content value (27).

199 Moisture content was estimated as $W_1 - W_2 / W_1 \times 100$

200 Where W_1 = weight of the sample before drying

201 W_2 = weight of sample after drying.

202

203 **Soil pH**

204 This was determined by weighing 10g of soil sample into the beaker and 10ml of distilled water was
205 added. Allowed to stand for 30 minutes and stir occasionally with a glass rod. Insert the pH meter
206 (previously calibrated) into the partly settled suspension and take the pH reading (29)

207 **Soil Temperature**

208 The temperature of the soil was measure ex situ with a mercury thermometer. Constant temperature
209 was recorded by allowing the thermometer to remain in the soil.

210

211

212

213 **Media Preparation**

214 **Nutrient Agar**

215 It is a general purpose medium supporting the growth of wide range of non-fastidious organisms.
216 Nutrient agar was used for the isolation of total heterotrophic bacteria with the manufacturer's
217 description of 28grams into 1000ml of distilled water.

218 **Cetrimide Agar Medium**

219 This is for the selective isolation of gram-negative bacteria, *Pseudomonas aeruginosa*.

220 The preparation of this medium is by dissolving 45.3gm in 1000ml distilled water, autoclaved at 15psi
221 (121°C) for 15minutes. Cool to $45-50^{\circ}\text{C}$, prior to dispense.

222

223

224 **Nutrient Broth**

225 This broth is prepared for the multiplication of test organisms. The broth was prepared by dissolving
226 13g into 1000ml of distilled water, so we used the manufacture's specification to calculate depending
227 on the quantity needed for experiment.
228

229
230

230 **Stock Solution**

231 Ten percent glycerol solution was prepared dispensed in McCartney bottles and autoclaved at 121°C
232 for 15minutes, allowed to cool, then the pure cultures were inoculated into each McCartney bottle, until
233 the clear colourless solution turns turbid and were stored in the refrigerator. This served as storage
234 medium for pure cultures for subsequent characterization (22, 24).
235

236

236 **Isolation and enumeration of Hydrocarbon Utilizing Bacteria**

237 Hydrocarbon utilizing bacteria (HUB) were enumerated as adopted from (4) using mineral salts
238 medium with crude oil as the sole source of carbon. Isolated colonies were further purified by sub-
239 culturing and identified using biochemical tests and microscopy (25). It was done using Oil Agar
240 (Mineral salt agar). Aliquots of 0.1ml from dilutions of 10^{-4} and 10^{-5} were also plated in duplicates on
241 Mineral Salt Agar. Fungosol was added to the Mineral Salt Agar to suppress fungal growth. Spread
242 plate method were used. A filter paper saturated with sterile crude oil was aseptically placed on the
243 inside of the inverted Petri dishes and the culture plates were incubated for 5 to 7 days at 37 °C.
244 Plates yielding colonies were afterwards enumerated, counted and were later sub-cultured into
245 another plate to obtain pure cultures to be used for biochemical tests. The colonies counted were
246 expressed as the colony forming unit (CFU) per gram of the soil after applying the appropriate
247 correction factor. The cultural, morphological and biochemical characteristics of the discrete bacterial
248 isolates were compared with the recommendation in Bergey's manual of determinative bacteriology
249

250

250 **Isolation and enumeration of Oil spill dispersant (OSD) utilizing bacteria**

251 Enumeration of Oil spill dispersant (OSD) utilizing bacteria was done by inoculating 0.1ml aliquot of
252 the dilution 10^{-5} into duplicated sterile petri dishes using sterile pipette and separately spread plated
253 with flame sterilized bent glass spreader onto mineral salt agar plates containing the OSD (30, 31).
254 The plates were incubated at 37 °C for 24 to 48 hours. Colonies were counted after 48 to 72 h
255 incubation at ambient temperature. The bacterial colonies on the plates after incubation were counted
256 and sub-cultured onto fresh mineral salt agar plate.
257

258

258 **KEYS-** OSD=oil spill dispersant; ML= Marshland soil; TS= Terrestrial soil; CTRL= Control; Pseudo=
259 Pseudomonas aeruginosa; THC=Total hydrocarbon content; Temp=Temperature THB=Total
260 heterotrophic bacterial; HUB=Hydrocarbon utilizing bacterial; DUB=Dispersant utilizing bacterial;
261 SC=Seacare.
262

263

263 **RESULTS AND DISCUSSION**

264 Bioremediation of potential of *Pseudomonas aeruginosa* on oil spill dispersant polluted marshland and
265 terrestrial was successful. *Pseudomonas aeruginosa* helped in remediating the polluted soils caused
266 by oil spill dispersant by reducing pollutant in the soil. Total Hydrocarbon Content assay on soil
267 samples (oil spill dispersant polluted marshland and terrestrial) augmented with bacterial specie
268 (*Pseudomonas aeruginosa*) for 28 days was shown in Fig 1 and 3. The result showed that the total
269 hydrocarbon content decreased with an increase in time, from the day 1 of the study, the control
270 values for marshland and terrestrial soil reduced from 68092.11(mg/kg) to 43631.58(mg/kg) and
271 18348.68(mg/kg) to 9111.84(mg/kg) respectively. While the polluted soil samples of different
272 treatments augmented with *Pseudomonas aeruginosa* were totally different from controls. The range
273 of the two soil samples with different treatments from day 1 to day 28 are as follows: ML+Pseudo and
274 TS+Pseudo ranged from 68092.11(mg/kg) to 37500(mg/kg) and 18348.68(mg/kg) to 8065.79(mg/kg),
275 ML+OSD/LT+Pseudo and TS+OSD/LT+Pseudo ranged from 68092.11(mg/kg) to (35657.89mg/kg)
276 and 18348.89(mg/kg) to 5618.42(mg/kg) respectively. This indicates that the effect of time on
277 hydrocarbon bioremediation rate was significant. Furthermore, from the results gotten, it was
278 observed that oil spill dispersant (OSD/Seacare) with *Pseudomonas aeruginosa* was more effective
279 than oil spill dispersant (OSD/LT) with *Pseudomonas aeruginosa* in both polluted soils. The
280 percentage (%) bioremediation rate of polluted soils, were as follows: controls (ML and TS) 37.4%
281 and 50.3%, ML+Pseudo and TS+Pseudo 44.9% and 56.0%, OSD/LT+Pseudo 47.6% and 65.9%,
282 OSD/Seacare+Pseudo 52.6% and 69.4% respectively. Generally, the highest percentages of THC in
283
284

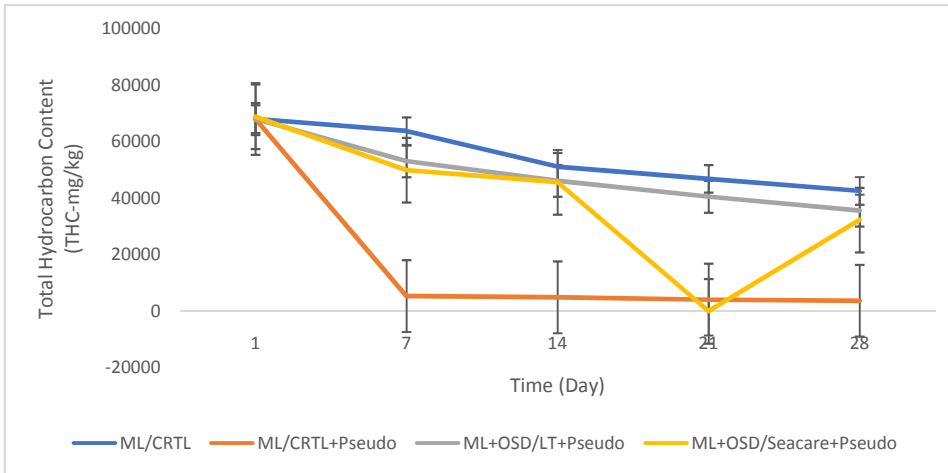
285 this study were from soil samples treated with oil spill dispersant, while the least were persistently
286 observed in treatments without oil spill dispersant and controls. This suggests that microorganisms
287 are more abundant in oil spill dispersant polluted soils than unpolluted soils. In addition, the result
288 obtained from mg/kg Dispersant OSD control for both soils (marshland and terrestrial), ranged from
289 11513.16(mg/kg) to 5986.84(mg/kg) and 1776.32(mg/kg) to 651.32(mg/kg) respectively. Whereas, the
290 oil spill dispersant polluted marshland and terrestrial soil augmented with *pseudomonas aeruginosa*,
291 showed higher bioremediation rate. In marshland soil, it was observed that the two treatments with
292 *Pseudomonas aeruginosa* (OSD/LT and OSD/Seacare) has the same reduction values on day 28, but
293 on day 21, OSD/Seacare degraded faster with the rate of 5842.11(mg/kg) than OSD/LT 7500(mg/kg).
294 While in the terrestrial soil, OSD/Seacare+Pseudo has the highest degradation rate of 513.16(mg/kg).
295 The OSD/LT + *Pseudomonas aeruginosa* degradation rate is said to be 598.65(mg/kg) and terrestrial
296 soil +*Pseudomonas aeruginosa* without treatment (TS+Pseudo) degradation rate is said to be
297 625mg/kg. This means that oil spill dispersant (OSD/Seacare) is more degradable than (OSD/LT)
298 using bio-augmenting organism *Pseudomonas aeruginosa*
299 The pH of both soils ranged from 5.75 to 7.37 across the various set up. The highest soil pH (7.37)
300 and (6.37) was recorded in the treated Marshland soil (ML+OSD/Seacare+Pseudo) and treated
301 Terrestrial soil (TS+OSD/LT+Pseudo) while the lowest soil PH (6.16 and 7.26) was recorded in the
302 Terrestrial soil control (TS(CTRL) and Marshland control. There was no significant difference between
303 the two soil samples in soil pH. The soil pH of the two samples (Polluted marshland and terrestrial)
304 sites were within the same range, and they were tending from slightly acidic towards neutrality. This
305 result concord with the observation of (34, 35), who indicated that a pH between 5 and 7.8 is
306 favourable for the biodegradation activity of bacteria in the soil. (36) reported similar results on pH of
307 crude oil polluted soils of Niger Delta. The non-significance difference between the soil pH in the two
308 soils showed that the bioremediation of the polluted soil did not have any significant effect on soil pH
309 (37). The reduction in pH to slight acidic range in oil polluted soil inoculated with OSD could be
310 attributed to acidic metabolites resulting from oil biodegradation. However, the pH range observed in
311 the present study of marshland soil still fall within the pH range suitable for microbial growth indicating
312 that these isolates exhibited optimal growth at pH range of 6.0 to 8.0. Reference (38) reported that the
313 growth of most microorganisms is usually greatest within a pH range of 6 to 8.

314 Moisture Content

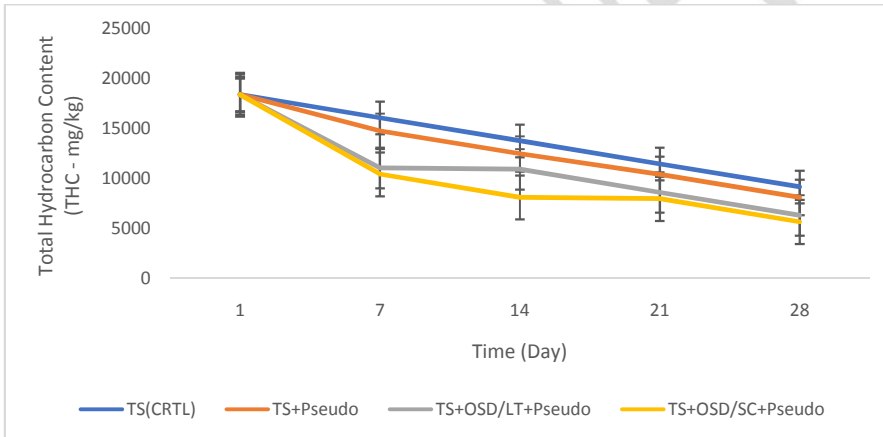
315 Soil moisture content ranged from 0.03 to 0.6 across the soil samples. The highest soil moisture (0.6)
316 was recorded in the Marshland soil polluted with oil spill dispersants (ML+OSD+Pse) while the lowest
317 soil moisture (0.03 and 0.07) was recorded in the Terrestrial and Marshland soil control(TS(CTRL) and
318 ML(CTRL).The moisture content result of both soil samples in Table 3, shows the differences in the
319 moisture content of the different experimental set-up, indicating the treated soil ; OSD Polluted soil +
320 *Pseudomonas aeruginosa* (OSD/LT +Pseudo and OSD/Seacare)(0.6g/10g and 0.2/10g) having the
321 highest moisture content, followed by soil sample with organism application; ML+Pseudo and
322 TS+Pseudo(0.3g/10g and 0.1g/10g), while Control (soil sample without organism) CTRL)(0.03g/10g
323 and 0.07g/10g) has the lowest. (4, 6) reported similar observation on the effect of moisture content on
324 bioremediation potential of bio-stimulating and bio-augmenting agents. Alternatively, this study
325 revealed the effects of different types of augmenting organisms, dispersants and crude oil on the
326 moisture content of the affected soil. The high moisture content observed in the oil spill dispersant
327 with *Pseudomonas aeruginosa* (OSD+Pseudo) could be due to its intrinsic moisture retention ability of
328 the augmenting organisms while the control devoid of added organisms has least moisture content.
329 These attributes (high moisture content) enhances the growth of microorganisms up to day 28 which
330 was evident in their higher bioremediation.

331 The temperature reading for the both soil samples ranged are as follows; for control, 29^oC to 30^oC
332 and 27^oC to 30^oC, for oil spill dispersant (OSD/LT), 28^oC to 31^oC and 30^oC to 33^oC, while that
333 OSD/SC range from 28^oC to 31^oC and 29^oC to 34^oC respectively. The temperature values obtained
334 for the different oil spill dispersant polluted soil during the investigation study fall within the mesophilic
335 range. This indicates that the temperature of the different oil spill dispersant polluted soils supported
336 mesophilic bacteria throughout the investigation. Table 3-4 showed the mean and standard deviation
337 of some physicochemical parameters carried out in the study.

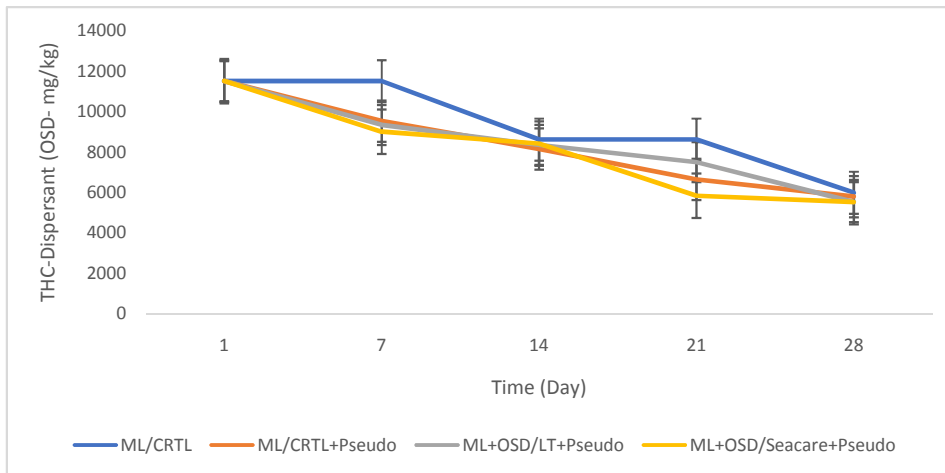
338
339
340
341
342



343
 344 Fig 1: Total Hydrocarbon Content (THC-mg/kg) during bioremediation o oil spill dispersant (OSD/LT
 345 and OSD/SC) polluted marshland soil using bio-augmenting organism (*Pseudomonas aeruginosa*
 346 KX828570)
 347
 348

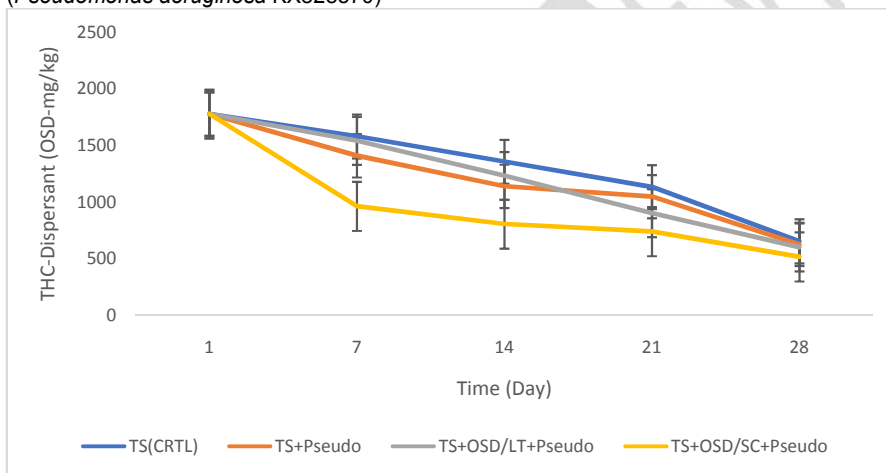


349
 350 Fig 2: Total Hydrocarbon Content (THC-mg/kg) during bioremediation o oil spill dispersant (OSD/LT
 351 and OSD/SC) polluted terrestrial soil using bio-augmenting organism (*Pseudomonas aeruginosa*
 352 KX828570)
 353
 354
 355
 356
 357
 358
 359
 360
 361
 362
 363



364
365
366
367
368

Fig 3: Total Hydrocarbon Content (THC- Dispersant OSD-mg/kg) during bioremediation o oil spill dispersant (OSD/LT and OSD/SC) polluted marshland soil using bio-augmenting organism (*Pseudomonas aeruginosa* KX828570)



369
370
371
372
373
374

Fig 4: Total Hydrocarbon Content (THC- Dispersant OSD-mg/kg) during bioremediation o oil spill dispersant (OSD/LT and OSD/SC) polluted terrestrial soil using bio-augmenting organism (*Pseudomonas aeruginosa* KX828570)

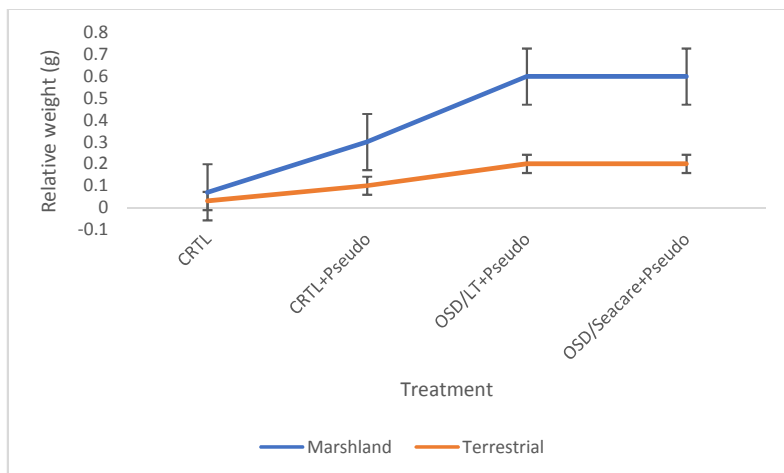
375
376
377
378
379
380
381

Total Hydrocarbon Content carried on soil samples (oil spill dispersant polluted marshland) augmented with bacterial specie (*Pseudomonas aeruginosa*) was shown in Fig 1 and 3. It was observed in this study that the bioremediation rate of oil spill dispersant polluted marshland using *Pseudomonas aeruginosa* was successful. In the marshland soil sample, remediation value was high in the control while bioremediation potential of oil spill dispersant polluted marshland using *Pseudomonas aeruginosa* has the highest degradation rate

382
383
384
385
386
387
388

The reduction in THC value in the polluted soil samples might be attributed to microbial degradation as a result of the remediation process, in this case, the study shows that microorganisms utilized the hydrocarbon and dispersants as their energy source for their metabolic activities, while the high THC in polluted soil samples could be as a result of the toxicity of the oil to oil and OSD utilizers, making biodegradation to be slow or stopped. This agrees with of findings (43). Also, the increased in THC at 560nm Dispersant might be as a result of the toxicity of the oil spill dispersant (OSD). The petroleum degradation rate decreased with an increase in time. This suggested that the crude oil and oil spill

389 dispersant were not only slightly worn by atmospheric condition but biodegraded by hydrocarbon
 390 utilizing microbes, as supported by the number of peaks in the total hydrocarbon content.
 391
 392
 393
 394



395
 396
 397
 398 Fig.5: Soil Moisture Content (g) during bioremediation o oil spill dispersant (OSD/LT and OSD/SC)
 399 polluted terrestrial soil using bio-augmenting organism (*Pseudomonas aeruginosa* KX828570)
 400
 401
 402
 403

Table 2: Physicochemical Analysis of Terrestrial soil

Terrestrial Physicochemistry	Temp	pH	Moisture
TS (CTRL)	29.8±0.45 ^a	5.99±0.12 ^a	.034±0.01 ^a
TS + Pseudo	31.6±1.52 ^b	6.03±0.22 ^b	.120±0.03 ^b
TS +OSD/LT+Pseudo	31.2±0.84 ^{ab}	6.00±0.23 ^a	.240±0.05 ^b
TS +OSD/SC+Pseudo	30.8±1.30 ^{ab}	6.01±0.20 ^a	.240±0.05 ^b

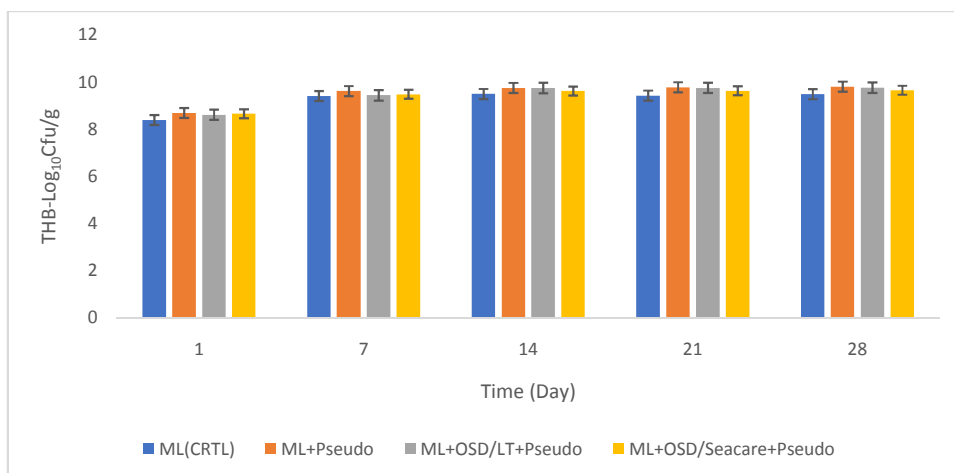
404 Mean with the same alphabet across rows shows no significant difference (>0.05)
 405
 406
 407

Table 3: Physicochemical parameters on marshland soil

Marshland Physicochemistry	Temperature	pH	Moisture
ML(CTRL)	29.2±1.30 ^{ab}	6.94±0.23 ^a	.066±0.01 ^a
ML+Pseudo	30.2±1.64 ^{ab}	6.95±0.29 ^a	.260±0.05 ^b
ML+OSD/LT+Pseudo	30.6±1.67 ^{ab}	6.99±0.32 ^a	.600±0.01 ^b
ML+OSD/SC+Pseudo	29.8±1.92 ^{ab}	6.76±0.34 ^a	.606±0.01 ^b

416
 417 Mean with the same alphabet across rows shows no significant difference (>0.05)
 418
 419
 420
 421
 422
 423

424



425

426

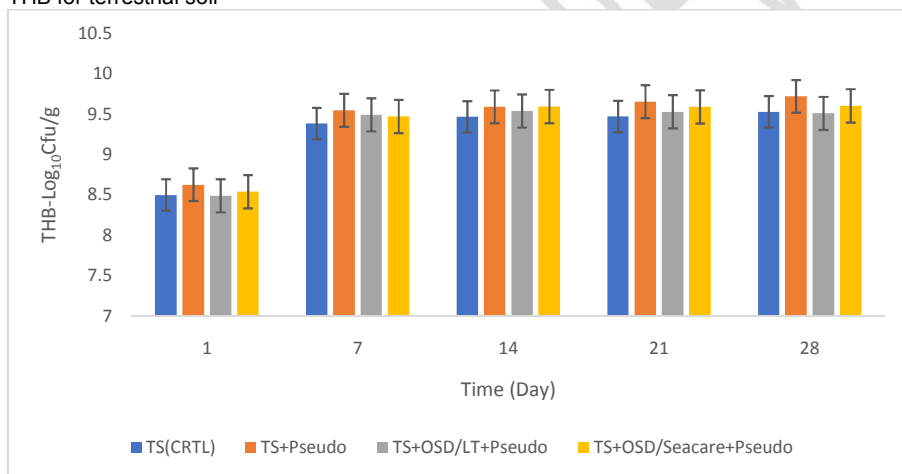
427

428

429

Fig 6: Total Heterotrophic Bacteria count (THB- log₁₀ cfu/g) during bioremediation o oil spill dispersant (OSD/LT and OSD/SC) polluted marshland soil using bio-augmenting organism (*Pseudomonas aeruginosa* KX828570)

THB for terrestrial soil



430

431

432

433

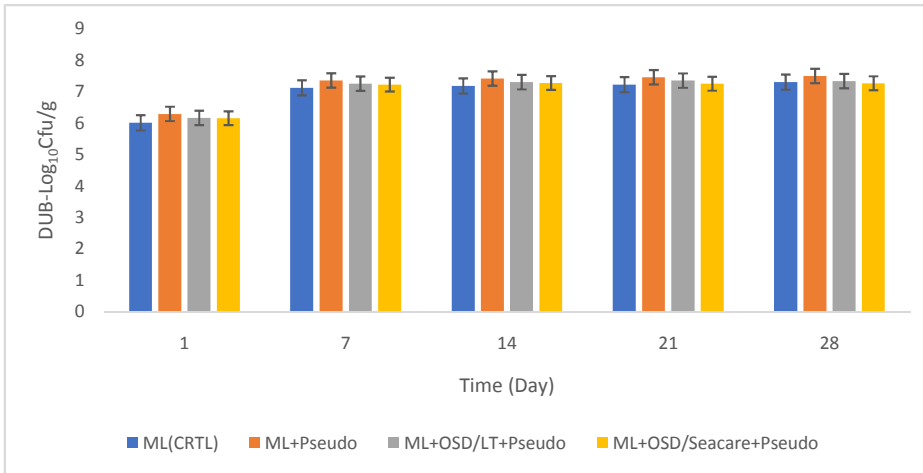
434

435

436

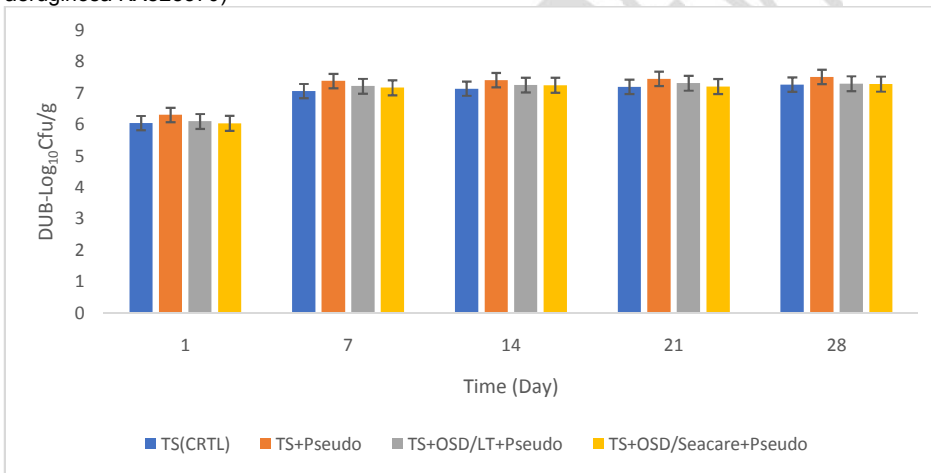
437

Fig 7: Total Heterotrophic Bacteria count (THB-log₁₀ cfu/g) during bioremediation o oil spill dispersant (OSD/LT and OSD/SC) polluted terrestrial soil using bio-augmenting organism (*Pseudomonas aeruginosa* KX828570)



438
439
440
441
442

Fig 8: Dispersant Utilizing Bacteria count (DUB-log₁₀ Cfu/g) during bioremediation o oil spill dispersant (OSD/LT and OSD/SC) polluted marshland soil using bio-augmenting organism (*Pseudomonas aeruginosa* KX828570)



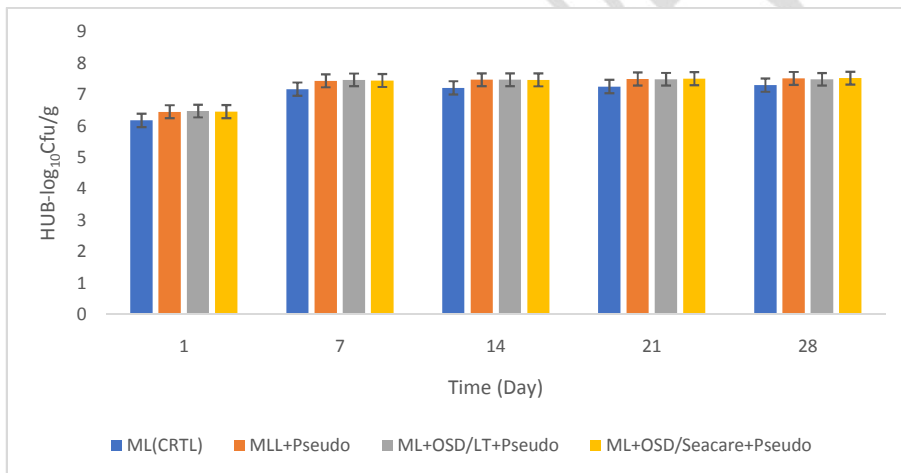
443
444
445
446
447
448
449
450
451

Fig 9: Dispersant Utilizing Bacteria count (DUB-log₁₀ Cfu/g) during bioremediation o oil spill dispersant (OSD/LT and OSD/SC) polluted terrestrial soil using bio-augmenting organism (*Pseudomonas aeruginosa* KX828570)

452
453
454
455
456
457
458
459
460
461
462

The result showed that there were higher population of bacterial counts in oil polluted soil with oil spill dispersant, at day 7, 14, 21 and day 28. Total heterotrophic bacterial (THB) population ranged from 8.391 to 9.760 log₁₀cfu/g across the marshland soil set up. The highest THB count 9.760 log₁₀cfu/g was observed in the soil sample (marshland) polluted with oil spill dispersant (OSD/LT+Pseudo), while lowest THB count 8.391 log₁₀cfu/g was observed in marshland control (ML(CRTL)). While that of terrestrial soil ranged from 8.498 log₁₀cfu/g to 9.720 log₁₀cfu/g. The highest count 9.720 log₁₀cfu/g was observed in soil sample (terrestrial) polluted with oil spill dispersant (TS+Pseudo), while the lowest THB count 8.498 log₁₀cfu/g was recorded in terrestrial control (TS(CRTL)). The highest THB count was due to increase in hydrocarbon content, which concord with the findings of (39,40). This shows that at the introduction of the test organism (*Pseudomonas aeruginosa*), the concentrated oil spill dispersant was still very high, which inhibited bacterial growth, as it is lethal to it.

463 There is an increased and slight decreased in total dispersant utilizing bacterial (DUB) count and
 464 Hydrocarbon utilizing bacterial count (HUB) in soil samples used as inoculum. The count for DUB in
 465 marshland and terrestrial soil increased from 6.013log₁₀Cfu/g to 7.338log₁₀Cfu/g and 6.045 log₁₀Cfu/g
 466 to 7.301 log₁₀Cfu/g respectively from Day 1 to the 28th day. The highest count 7.338log₁₀Cfu/g was
 467 observed in the soil sample (marshland) polluted with oil spill dispersant (OSD/LT+Pseudo), while
 468 lowest DUB count 6.013log₁₀Cfu/g was observed in marshland control (ML(CRTL)). In terrestrial soil,
 469 the highest count 7.301log₁₀Cfu/g was observed in the soil sample polluted with oil spill dispersant
 470 (OSD/LT+Pseudo), while lowest DUB count 6.045log₁₀Cfu/g was observed in terrestrial control
 471 (TS(CRTL)). The higher count may be attributed to the fact that the oil and dispersant served as a
 472 source of carbon and energy to the organisms and so encouraged their proliferation. The lower count
 473 observed on the Day 1 and 7 suggests the concentrated oil spill dispersants and crude oil were still
 474 very high, which inhibited bacterial growth, as it lethal to it. This observation is line with the reports of
 475 (41, 42,31) that oil spill dispersants support mild increases (stimulation) and decreases (inhibition) in
 476 the growth dispersants degraders than hydrocarbon-degraders and supported the growth of
 477 indigenous seawater bacteria confirming that the bacteria could utilize the nutrients available within
 478 the dispersants even at low concentrations. Author (43) studied the biodegradability o three
 479 dispersants; Pars 1, Pars 2 and Gamlen OD4000. The study showed that, the highest growth of
 480 microorganisms was documented or either Pars 1 or Pars 2. Pars dispersants 1 showed more
 481 degradability in the first 24 h compared to others, and has more adaptability to the aquatic ecosystem.
 482 In HUB, polluted soil had higher bacterial count than the control. From Table 4 & 5, there was no
 483 significant difference between the various set up with different treatments (p>0.05). Bioremediation
 484 using *Pseudomonas aeruginosa* on oil spill dispersants pollution can improve the soil status.
 485
 486



487
 488
 489 Fig 10: Total Hydrocarbon Utilizing Bacteria count (HUB-log₁₀ cfu/g) during bioremediation o oil spill
 490 dispersant (OSD/LT and OSD/SC) polluted marshland soil using bio-augmenting organism
 491 (*Pseudomonas aeruginosa* KX828570)
 492
 493
 494

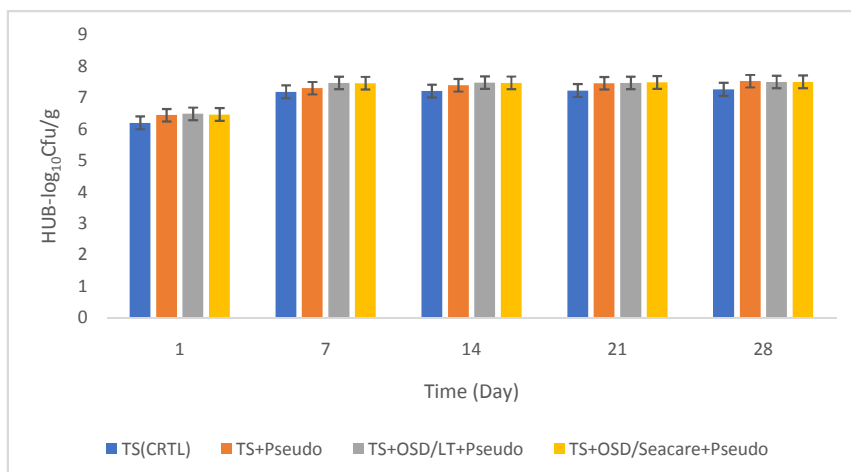


Fig 11: Total Hydrocarbon Utilizing Bacteria count (HUB-log₁₀ cfu/g) during bioremediation o oil spill dispersant (OSD/LT and OSD/SC) polluted terrestrial soil using bio-augmenting organism (*Pseudomonas aeruginosa* KX828570)

Conclusion

The ability of this *Pseudomonas aeruginosa* KX828570 to degrade crude oil in oil polluted soil site suggests that they could be used for the treatment of other oil wastes such as oil spill dispersant polluted terrestrial soil, marshland and water. It is a welcome development in carry out bioremediation process using bio-augmenting organism *Pseudomonas aeruginosa* KX828570 in the oil spill dispersant polluted soil environment. From the investigation, remediation rate of *Pseudomonas aeruginosa* with Seacare was more degradable than *Pseudomonas aeruginosa* with LT.

Oil spill dispersant bioremediation on marshland and terrestrial soil can be promoted by augmenting the selected specie (s) isolated from polluted soil to the indigenous microorganisms in the soil

This result showed that this organism, *Pseudomonas aeruginosa* is potential bioremediation agents in oil spill dispersant polluted marshland and terrestrial soil.

It is recommended that oil companies and government parastatals carrying out remediation in the Niger Delta should be encouraged and mandated to use OSD/Seacare with *Pseudomonas aeruginosa* due to its high biodegradation potential over OSD/LT.

Since OSD/Seacare with *Pseudomonas aeruginosa* are more degradable in Marshland and Terrestrial than OSD/LT, its use should be preferred during cleaning of oil spill polluted Marshland and Terrestrial soil.

References

1. Mkuulu, S. (2008). Pollution of wetlands in Tanzania. National Environmental Management Council.
2. Nrior, R. R and Echezolom), C (2016). Assessment of percentage bioremediation of petroleum Hydrocarbon contaminated soil with biostimulating agents. *Journal of International Society of Comparative Education, Science and Technology* (ICEST) 3(1):203-215.
3. Kadaf, A. A. (2012). Environmental Impact of Oil Exploration and Exploitation in the Niger Delta Region of Nigeria. *Global Journal of Science Frontier Research Environment and Earth Sciences* (12);22-24.
4. Nrior, R. R and Onwuka, N. F (2017). Comparative Bioaugmentation Potential of *Pencillium chrysogenum* and *Candida tropicalis* Crude Oil Contaminated Marshland Muddy Soil. *Journal of Environmental Science, Toxicology and Food Technology*. Vol 11(10) pp 57-64.
5. Rebecca and Kareem, (2011). Dispersants for crude oil spills: Dispersant Behavior Studies.
6. Uzoigwe, C. I. and Okpokwasili, G. C (2012). Biodegradation of oil spill dispersants in natural aquatic ecosystem. *International Journal of PhysicalSciences*, 7(38), pp. 5477-5484,

- 535
536
537
538
539
540
541
542
543
544
545
546
547
548
549
550
551
552
553
554
555
556
557
558
559
560
561
562
563
564
565
566
567
568
569
570
571
572
573
574
575
576
577
578
579
580
581
582
583
584
585
586
587
588
589
590
591
592
593
594
7. Milinkovitch, T. J. G., M. Théron, H. Thomas-Guyon. (2011). Toxicity of Dispersant Application: Biomarkers responses in gills of Juvenile golden grey mullet (*Lizaaurata*). *Environmental Pollution* 159: 2921-2928.
 8. Nilanjana, D and Preethy, C (2011). Microbial Degradation of Petroleum Hydrocarbon Contaminants: An Overview. *Biotechnology Research International*. Article ID 941810, 13 pages.
 9. Nrior, R.R., Odokuma, L.O. and Tete, E (2017a). Uitimate Biodegradation of Industrial Detergent Used in the Upstream Sector of the Nigeria Petroleum Industry in Freshwater, Blackish and Marine Water. *International Journal of Ecotoxicology and Ecobiology*.2(4): 134-144.
 10. Nrior, R.R., Ogbonna, D.N. and Alabo. A.E. (2017b). Biodegradation of Drilling Fluid Used in the Upstream Sector of the Nigeria Petroleum Industry in Marine Water Environment. *International Journal of Waste Resources*. 7(4): 302-306.
 11. Vergetis, E (2002). Oil Pollution in Greek sea and spill confrontation means methods, National Technical University of Athens, GREECE.
 12. Diaz, E., (2008). *Microbial Biodegradation: Genomics and molecular Biology*. 1st Edition, Caister Academic Press, UK, ISBN: 978-1-90455-17-2, pp:402.
 13. Ventikos NP, Vergetis EO, Psarafitis HN, Triantafyllou G (2004). A high—level synthesis of oil spill response equipment and countermeasures, *J. Hazard. Mat.* 107:51-58.
 14. Trejo-Hernande, M.R., Oritz, A., Okoh, A.I., Morales, D. and Quintero.R. (2007). Biodegradation of Heavy Crude Oil Maya Using Spent Compost and Sugarcane Bagasse. (68); 848-855.
 15. Obire, o. and Nwaubeta, O. (2002). Biodegradation of refined petroleum hydrocarbons on soil physicochemical and bacteriological characteristics. *Journal of Applied Science and Environmental Management*. (1) 43-46
 16. Obire, O. and Akinde, S.B. (2006). Comparative Study of the Efficiency of Cow Dung and Poultry Manure as Nutrient Alternative Sources in Bioremediation of Oil Polluted Soil. *Niger Delta Biologia* 5(2): 82-91.
 17. Obire, O. and Ramesh,R.P (2009). Fungi in Bioremediation of Oil Polluted Environments.
 18. Odokuma, L.O and Dickson, A.A (2003). Bioremediation of a Crude Oil Polluted Tropical Mangrove Environment. *Journal of Applied Science and Environment Management*. Vol 7(2) pp 23-29.
 19. Nrior, R. R. and Jirigwa, C. C (2017). Comparative bioremediation potential of *Mucor racemosus* and *Paecilomyces variotii* on crude oil spill site in Gio Tai, Ogoni land. *Journal of Environmental Science, Toxicology and Food Technology (IOSR-JESTFT)* e-ISSN: 2319-2402,p- ISSN: 2319-2399. Vol. 11(10): 49-57
 20. Holt, J.G., Kreig, N.R., Sneath, P.H.A., Stanley, J.T. and Williams, S.T. (1998). *Bergey's Manual of Determinative Bacteriology-Ninth Edition*. Lippincott, Williams & Wilkins, Baltimore.
 21. Maryam L. Riskuwa-Shehu, and Udeme J.J. Ijah, (2016) "Enhanced Removal of Crude Oil in Soil by Mixed Culture of *Bacillus Megaterium* UL05 and *Pseudomonas Aeruginosa* UL07." *International Journal of Environmental Bioremediation & Biodegradation*, vol. 4, no. 1: 8-12. doi: 10.12691/ijebb-4-1-2.
 22. Amadi, E.N, Kabar-Klin, D.B, Kpormon, L.B and Robinson, V.K.K (2014). Microbial flora and nutritional composition of adult Palm -Wine Beetle (*Rhychophorus phenicus*). *International Journal f Current Microbiology and Applied Sciences* 3(11):189-192
 23. Williams, J.O (2018). Assessment of the physicochemical and microbiological quality of palm oil effluent and soil in Aluu. *Asian Journal of Biology*. 6(3):1-11.
 24. Odokuma, L.O, Ibor M.N (2002). Nitrogen fixing Bacteria Enhanced Bioremediation of Crude Oil Polluted Soil. *Global Journal of Pure and Applied Science* 8(4):453-468.
 25. Cheesbrough, M. (2006). *District laboratory practices in tropical countries*. Cambridge University Press, United Kingdom. 30-41
 26. UNEP (2004). *United Nations Environmental Programmes, Analytical Methods for water quality*. Burlington publishing house, Ontario, Canada, pp 160. Available at <http://www.gemswater.org> (Accessed 9th June, 2009).
 27. Osuji, L.C., and Ezebuio, P.C. (2006). Hydrocarbon contamination of typical mangrove floor in Niger Delta, Nigeria. *International Journal of Environmental Science Technology* 3(3):313-320.
 28. Maiti, S.K (2003). *Handbook of methods in environmental studies: Vol 2 (Air noise, soil and overburden analysis)*. Oxford Book Company, Jaipur, Rajasthan, Indian.

- 595 29. APHA (2008). Standard Method for the Examination of Waste Water and Water. American
596 Public Health Association. 19th Ed. Washington D.C
- 597 30. Odokuma, L. O. and G. C. Okpokwasili. (1992). Role of composition in Degradability of oil
598 spill dispersants. *Waste Management* 12: 39-43.
- 599 31. Nrior, R.R. and Wosa, C (2016). Biodegradation of Oil Spill Dispersant in Brackish Water
600 Ecosystem in the Niger Delta, Nigeria. *Journal of International Society of Comparative*
601 *Education, Science and Technology* (ICEST), 3:187-201.11.
- 602 32. Atlas, R. M. (1981). Microbial degradation of petroleum hydrocarbons: an environmental
603 perspective. *Microbiological Reviews* 45: 180-209
- 604 33. Hamamura, N., Olson, S.H., Ward, D.M. and Inskeep, W.P. (2006) Microbial population
605 dynamics associated with crude oil biodegradation in diverse soils. *Applied and*
606 *Environmental Microbiology*, 72: 6316-6324.
- 607 34. Kaboré-Ouédraogo PW, Savadogo PW, Ouattara CAT, Savadogo A, Traoré AS. (2010).
608 Etude de la Bio-dépollution de Sols contaminés par les Hydrocarbures au Burkina
609 Faso. *Journal de la Société Ouest-Africaine de Chimie* 30, 19-28.
- 610 35. Tanee, FBG and Albert, E (2011). Post-Remediaton Assessment of Crude Oil Polluted Site at
611 Kegbara-Dere Community, Gokana L.G.A. of Rivers State, Nigeria. *Journal of Bioremediation*
612 *and Biodegradation*, 2:122. doi:10.4172/2155-6199.1000122.
- 613 36. Tanee FBG, Albert, E (2011) Biostimulation potential of sawdust on soil parameters and
614 cassava (*Manihot esculenta*; Crantz) yields in crude oil polluted tropical soil. *Advances in*
615 *Environmental Biology* 5: 938-945.
- 616 37. Eweis, J.B., Ergas, S.J., Chang, D.P.Y., Schroeder, E.D., (1998) "Bioremediation principles,"
617 McGraw-Hill Companies, Inc., pp 296,
- 618 38. Venosa, A.D and Zhu, X. (2003). Biodegradation of crude oil contaminating Marine shorelines
619 and Freshwater wetlands. *Spill Science and Technology Bulletin*. 8(2):163-178.
- 620 39. Okerentugba, P.O. and Ezeronye, O.U (2003). Petroleum degrading potential of single and
621 mixed microbial cultures isolated from Rivers and Refinery Effluents in Nigeria. *African*
622 *Journal Biotechnology*, 2(9): 288-292.
- 623 40. Eze, V.C, Onwukar, C.E and Orok, F.E (2014). Microbiological and physiochemical
624 characteristics of soil contaminated with petroleum products in Umuahia, Abia State, Nigeria.
625 *Journal of Applied and Environmental Microbiology*. Vo.2(6)281-286.
- 626 41. Okpokwasili G.C, Nnubia C (1995). Effects of oil spill dispersants and Drilling fluids on
627 substrate specificity of marine bacteria. *Waste. Manage.* 7:515-520.
- 628 42. Swannell, R. P. J., Daniel, F. (1999). Effect of dispersants on oil biodegradation under
629 simulated marine conditions. In: *Proceedings of the 1999 International Oil spill Conference*,
630 Seattle, Washington. American Petroleum Institute, Washington, DC pp. 166-176.
- 631 43. Baghbaderani AZ, Emtayazjoo M, Porsafa P, Mehrabian S, Bijani S, Farkhani D,
632 Mirmoghtadee P (2012). Effects of three types of oil dispersants on biodegradation of
633 dispersed crude oil in water
- 634
- 635
- 636
- 637