

Original Research Article

Biosynthesis of Lovastatin, an anti-cholesterol drug by *Aspergillus wentii* NCIM 661 from Palm kernel cake via Solid-state fermentation

ABSTRACT

Over the past few years, the utilization of various agricultural residual wastes for the production of bioactive metabolites of industrial significance has been increased under solid-state fermentation in converting waste to wealth. In this context, present investigation presents the biosynthesis of an anti-cholesterol drug, lovastatin from palm kernel cake (PKC), a by-product obtained during the palm oil processing as a potential substrate, using *Aspergillus wentii* NCIM 661 under solid state fermentation (SSF). All the crucial process parameters such as initial moisture content, pH, incubation temperature, fermentation time and the effect of additional nutritional sources were optimized using single-parameter optimization to enhance the lovastatin production. A yield of 2.71 mg of lovastatin per gram dry substrate was obtained with palm kernel cake under the optimized fermentation parameters respectively. This study successfully and productively utilized the agro-waste and fungal strain for the biosynthesis of lovastatin at their best and demonstrated the feasibility of solid-state fermentation for the commercial production of metabolites of therapeutic significance. Findings from this study are very much promising for the economic utilization and value addition of these important agro residues, which are abundantly available in many developing countries like India.

Keywords: *Aspergillus wentii*; Mevinolin; Lovastatin; Optimization; Palm kernel cake; Solid-state fermentation.

1. INTRODUCTION

Lovastatin ($C_{24}H_{36}O_5$; also known Monacolin K or Mevinolin) belongs to the class of natural statins, which is most widely and effectively used to control hypercholesterolemia (accumulation of cholesterol in blood plasma). It competitively inhibits 3-hydroxy-3-methylglutaryl coenzyme-A (HMG-CoA) reductase, the rate-limiting enzyme of cholesterol biosynthesis [1-3]. Of all the statins available, lovastatin was the first natural statin approved by United States Food and Drug Administration (USFDA) in the year 1987 [4-5]. Moreover, lovastatin has also been reported to possess other therapeutic applications such as an anti-tumor agent against various forms of cancer, anti-inflammatory activity and also plays a vital role in the prevention of neurological disorders; bone disorders etc [6-8].

Lovastatin is mostly biosynthesized from various fungal genus and species as a secondary metabolite. Several fungal genera such as *Aspergillus*, *Monascus*, *Phoma*, *Penicillium* *Trichoderma*, *Pleurotus*, *Hypomyces* are reported as potential lovastatin producers [9, 10]. Earlier, commercial production of lovastatin by fungi was achieved by employing submerged fermentation (SmF) using *Aspergillus terreus* [11-14]. Over the past few years, solid-state fermentation (SSF) has emerged as an alternative to submerged fermentation, because of several advantages it offers such as easy control of process contamination, requires fewer processing and down-streaming stages, utilizes lesser power and generates lesser effluent [15,16]. Another important feature of SSF is its ability to use inexpensive substrates in the form of agro-waste residues for the production of valuable metabolites of industrial importance [17-19]. Very limited documented data is available on lovastatin production under solid-state fermentation using various microbial genera [20-32].

Palm kernel cake (PKC) is the by-product of oil palm industry; generated after the processing of oil from kernel. It is nutritionally rich containing (% w/w) dry matter 90; crude protein 16.1; ether extract 0.8; crude fibre 15.2; Ash 4; N-free extract 63; calcium 0.29; phosphorous 0.71 and metabolized energy 6.2 [33]. In the current work, the potentiality of palm kernel cake (PKC) was evaluated to see

whether the residual waste could be used as a promising substrate in SSF using the fungal strain *A. wentii* NCIM 661 for the biosynthesis of therapeutic drug-lovastatin. To the best of our knowledge, this is the first paper reporting palm kernel cake for lovastatin production using *A. wentii* NCIM 661.

2. MATERIALS AND METHODS

2.1 Chemicals

Used chemicals are of analytical grade and were purchased from Loba Chemie Pvt. Ltd, Mumbai, India. Culture media was purchased from Hi-media Laboratories, Mumbai, India.

2.2 Microorganism and Inoculum preparation

Fungal strain, *Aspergillus (A.) wentii* NCIM 661, received from National Collection of Industrial Microorganisms (NCIM), Pune was used in the present study. The culture was maintained on potato dextrose agar (PDA) slants at 28°C, stored at 4°C and sub-cultured monthly. To a well-sporulated slant of *A. wentii*, 10 ml of sterilized Tween-80 solution (0.1% v/v) was added. The spore surface was dislodged with an inoculation needle and agitated thoroughly using cyclomixer (REMI: CM-101 PLUS, Mumbai, India) to suspend the spores uniformly. This was used as inoculum throughout the study.

2.3 Substrate

Palm kernel cake (PKC) was collected from nearby palm oil processing mill in Guntur, Andhra Pradesh, India. Before use, the substrate was sun-dried to remove any extra moisture content and sieved to particle size of 0.5 mm. The substrate was used in SSF without any pre-treatment.

2.4 Solid-state fermentation

PKC (5g) was taken in to 250 ml Erlenmeyer flasks. The moisture content of the media was maintained at 60% using the moistening medium. The contents in the flasks were autoclaved at 121°C (15 lb) for 20 min, cooled to room temperature and inoculated with 1 ml of the fungal spore suspension. The contents were uniformly mixed thoroughly and incubated at 28°C in an incubator for desired period of time (i.e. one week).

2.5 Lovastatin extraction and assay

After completion of fermentation time, the flasks were dried at 40°C for 24 h and crushed into powder form. About 2g of the powdered material was taken and extracted with 100 ml of methanol: water (1:1, v/v) mixture (pH 7.7) in 250 ml Erlenmeyer flask and keeping the flasks at 30°C in rotary shaker at 180-200 rpm for 2 h. After 2 h, the mixture was centrifuged at 10,000 rpm for 10 min and the supernatant was filtered through 0.45 µm membrane filter. The obtained filtrate was collected in vials and preserved at 4°C for further analysis. Lovastatin in the clear extract was estimated by high performance liquid chromatography (HPLC) using a C₁₈ column (250 mm x 4.6 mm x 5 mm internal diameter). A mixture of 0.02 M phosphate buffer (pH 7.7) and acetonitrile in the ratio of 65:35 (v/v) was used as mobile phase. The mobile phase flow rate was maintained at 1.0 ml/min and lovastatin was detected at 238 nm with an injection volume of 20 µL [20]. The production of lovastatin is expressed in mg/g dry weight substrate (gds). The yield of lovastatin was calculated [34]. The obtained lovastatin yield was expressed as milligram per gram of the dry substrate (mg/gds).

2.6 Optimization of fermentation conditions

All the essential physicochemical and nutritional variables that influence the lovastatin yield were optimized using single-parameter optimization over a wider range. The parameters such as moisture content (40-80%), pH (4-11, adjusted with 1N HCl/NaOH), incubation temperature (22-40°C), fermentation time (24-168 h). In addition, the impact of various carbon sources (glucose, lactose, maltose, fructose, sucrose, soluble starch, xylose, and cellulose) and nitrogen sources (ammonium sulphate, ammonium nitrate, yeast extract, malt extract, urea and peptone) were also assessed.

3. RESULTS AND DISCUSSION

Since one of the primary motivations for SSF bioprocesses is its economical advantage in utilizing cost-effective agro-wastes for the production of valuable metabolites. So, based on its availability and nutritional factors, palm kernel cake was chosen as a substrate in this SSF to carry out optimization experiments for lovastatin yield enhancement.

3.1 Optimization of fermentation time

The maximum lovastatin yield of 1.19 mg/g of dry substrate was achieved after 72 h of fermentation time (Fig.1). The lovastatin yield increased up to 72 h which explained that lovastatin is a kind of fungal secondary metabolite and its accumulation in mycelia seems growth relatedness.

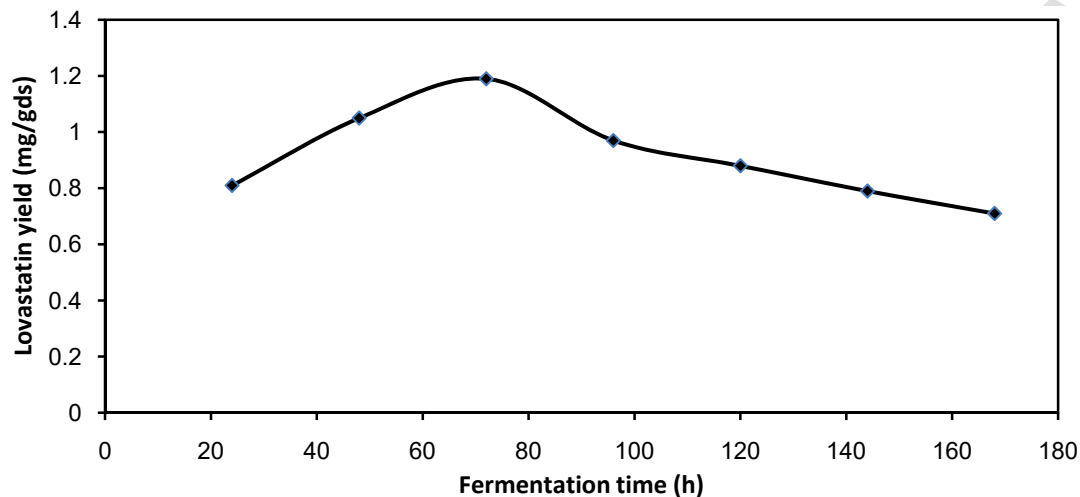


Fig. 1. Effect of fermentation time on lovastatin yield. The maximum yield obtained after 72 h of fermentation time.

Thereafter, a drastic decrease in lovastatin yield was noticed after 96 h. This might be due to the onset of death phase of fungal strain and also depletion of available nutritional sources.

3.2 Optimization of moisture content

Optimal yield of lovastatin (1.62 mg/g dry substrate) was achieved at 60% moisture content (Fig. 2.). Moisture content is one of the critical factors that determine the success of SSF.

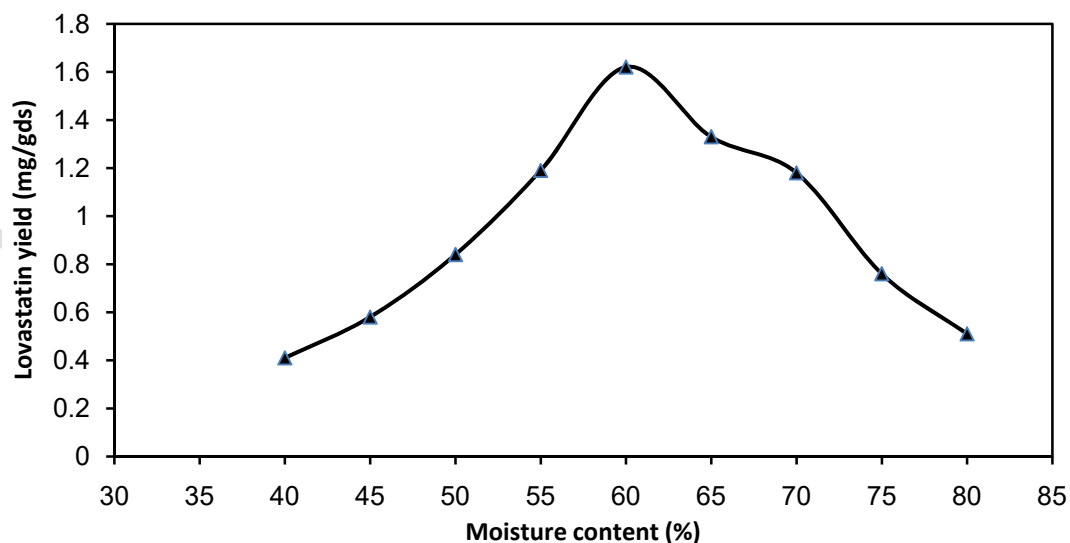


Fig. 2. Effect of moisture content on lovastatin yield. At 60%, the lovastatin yield was maximum

As the water content in SSF medium increases, the air present in the void volume decreases, resulting in poor oxygen availability with low moisture content, the available oxygen is sufficient but the water content is not enough to support good metabolic activity and dissipation of heat generated and may account for lower lovastatin production. The same 60% moisture content was also observed with *Aspergillus fischeri* under solid-state fermentation with coconut oil cake [25].

3.3 Optimization of initial pH

The profound effect of initial pH on the lovastatin production was as shown in Fig. 3. Maximum lovastatin yield (2.02 mg/g dry substrate) was recorded at pH 7.0.

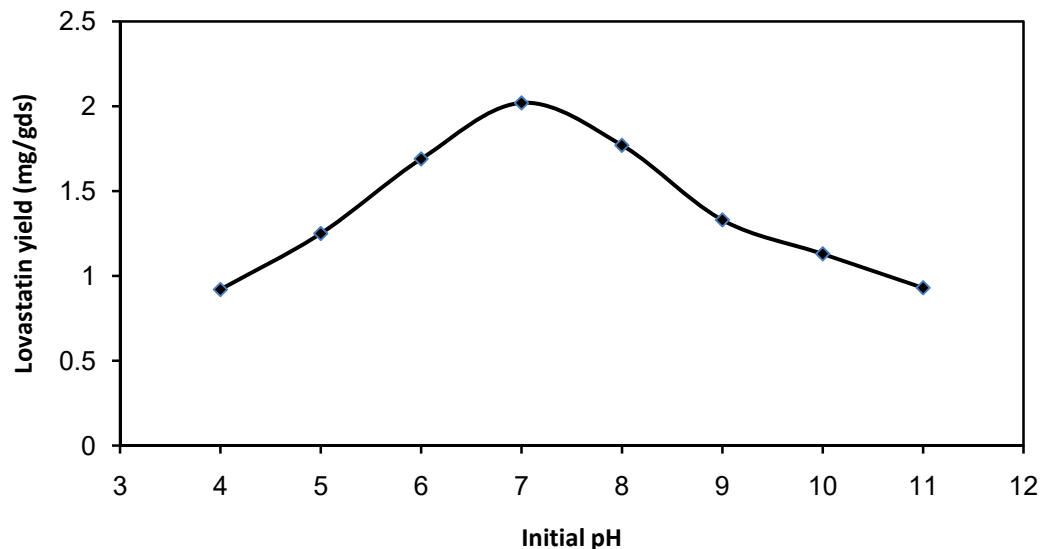


Fig. 3. Effect of initial pH on lovastatin production. At pH 7.0, the yield of lovastatin was optimal

A further increase in pH resulted in gradual decrease of lovastatin production due to the denaturation or inactivation of the microbial strain, because pH strongly influences the transport of various components across the cell membrane which support the cell growth and product formation, and most of the fungi are active in the pH range of 3.5-7 and also lower pH avoids the contamination by other microbes [35].

3.4 Optimization of incubation temperature

Results indicated that maximum lovastatin production (2.47 mg/g dry substrate) was obtained when SSF was carried out at 30°C. However, lovastatin yield gradually reduced after optimal incubation temperature of 30 °C. With further increase in temperature, more heat is accumulated in the medium during aerobic SSF, which leads to poor heat dissipation thus reducing the oxygen level and thereby reducing the growth of microorganism, as lovastatin is a growth related product of fungi. These results are coinciding with those previously reported for lovastatin production by *Monascus ruber* [23].

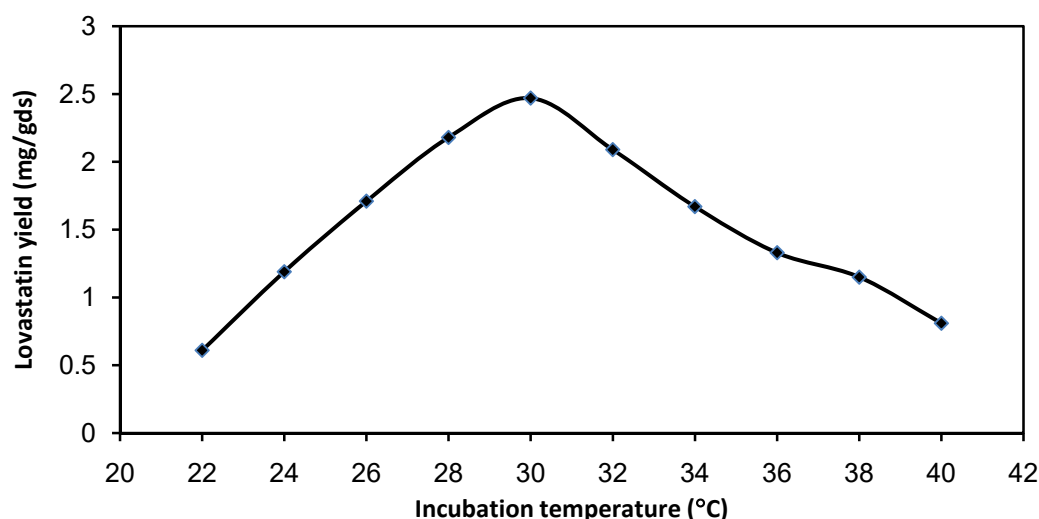


Fig. 4. Effect of incubation temperature on lovastatin production. The lovastatin yield was high at 30°C

3.6 Effect of nutritional sources

The nutritional (both carbon and nitrogen) sources were supplemented to the SSF medium in the range of 0.25-2.0% (w/w). None of the nutritional sources, other than glucose as carbon source at 0.5% (w/w), had shown profound impact on the microbial growth and lovastatin yield (data not presented). The optimal yield of lovastatin reported was 2.71 mg/g dry substrate. The reason might be due to the reason that the utilized substrate, palm kernel cake is already a rich source of energy and protein which is self-sufficient in nourishing the fungal strain without any external nutrient requirement.

4. CONCLUSION

The finding from this study, clearly demonstrated the lovastatin production process based on palm kernel cake as a potential substrate in SSF is economically feasible and attractive as it is a cheap and readily available agro-residual byproduct in India. This result is of significant interest due to the productive utilization of low cost and abundant availability of residues.

REFERENCES

1. Alberts AW, Chen J, Kuron G, Hunt V, Huff J, Hoffman C et al. Mevinolin: A highly potent competitive inhibitor of hydroxy methylglutaryl-coenzyme A reductase and a cholesterol-lowering agent. *Proc Natl Acad Sci USA*. 1980; 77(7): 3957-3961.
2. Alberts AW. Lovastatin and Simvastatin-inhibitors of HMG CoA reductase and cholesterol biosynthesis. *Cardiology* 1990; 77: 14- 21.
3. Schimmel TG, Borneman WS, Conder MJ. Purification and characterization of a lovastatin Esterase from *Clonostachys compactiuscula*. *Appl Environ Microb*.1997; 63(4): 1307-1311.
4. Manzoni M, Rollini M. Biosynthesis and biotechnological production of statins by filamentous fungi and application of these cholesterol lowering drugs. *Appl Microbiol Biotechnol* 2002; 58(5): 555-564.
5. Radha KV, Lakshmanan D. A review: lovastatin production and applications. *Asian J Pharma Clinical Res*. 2013; 6(3): 21-26.
6. Seenivasan A, Subhagar S, Aravindan R, Viruthagiri T. Microbial production and biomedical applications of lovastatin. *Ind J Pharm Sciences*. 2009; 701-709.

7. Barrios GJ, Miranda RU. Biotechnological production and applications of statins. *Appl Microbiol Biotechnol.* 2010; 85(4): 869-883.
8. Praveen VK, Savitha J. Solid State Fermentation: An Effective Method for Lovastatin Production by Fungi-A Mini Review. *The Open Tropical Medicine Journal.* 2012; 5: 1-5
9. Chakravarti R, Sahai V. Compactin—a review. *Appl Microbiol Biotechnol* 2004; 64(5): 618-624.
10. Upendra RS, Pratima K, Amiri ZR, Shwetha L, Ausim M. Screening and molecular characterization of natural fungal isolates producing lovastatin. *J Microb Biochem Technol.* 2013; 5(2): 25-30.
11. Kumar MS, Jana SK, Senthil V, Shashanka S, Kumar SV, Sadhukhan AK. Repeated fed batch process for improving lovastatin production. *Process Biochem* 2000; 36(4):363-368.
12. Jia Z, Zhang X, Zhao Y, Cao X. Enhancement of lovastatin production by supplementing polyketide antibiotics to the submerged culture of *Aspergillus terreus*. *Appl Biochem Biotechnol* 2010; 160(7): 2014-2025.
13. Subhan M, Faryal R, Macreadie I. Exploitation of *Aspergillus terreus* for the Production of Natural Statins. *J Fungi (Basel)* 2016; 2(2): 1-13.
14. Azeem M, Saleem Y, Hussain Z, Javed MM. Optimization of Culture Conditions for the Production of Lovastatin by *Aspergillus terreus* in Submerged Fermentation. *Pharm Chem J* 2018; 52: 284-289.
15. Bhargav S, Panda BP, Ali M, Javed S. Solid-state fermentation: an overview. *Chem Biochem Eng Q* 2008; 22(1): 49-70.
16. Abdul Manan M, Webb C. Modern microbial solid state fermentation technology for future biorefineries for the production of added-value products. *Biofuel Research Journal* 2017; 4(4): 730-740.
17. Lizardi-Jiménez MA, Hernández-Martínez R. Solid state fermentation (SSF): diversity of applications to valorize waste and biomass. *3 Biotech.* 2017 May 1;7(1):44.
18. Abu Yazid N, Barrena R, Komilis D, Sánchez A. Solid-state fermentation as a novel paradigm for organic waste valorization: a review. *Sustainability* 2017; 9(2): 224.
19. Sadh PK, Duhan S, Duhan JS. Agro-industrial wastes and their utilization using solid state fermentation: A review. *Bioresour Bioprocess* 2018; 5(1): 1-15.
20. Valera HR, Gomes J, Lakshmi S, Gurujara R, Suyanarayan S, Kumar D. Lovastatin production by solid-state fermentation using *Aspergillus flavipes*. *Enzyme Microbiol Technol.* 2005, 37 (5): 521-526.
21. Xu BJ, Wang QJ, Jia XQ, Sung CK. Enhanced Lovastatin Production by Solid State Fermentation of *Monascus ruber*. *Biotechnol Bioproc E.* 2005, 10 (1):78-84.
22. Wei P, Xu Z, Cen PJ. Lovastatin production by *Aspergillus terreus* in solid-state fermentation. 2007. *J Zhejiang Univ.* 8(9). 1521-1526.
23. Panda BP, Javed S, Ali M. Optimization of fermentation Parameters for higher lovastatin production in Red mold rice through co-culture of *Monascus purpureus* and *Monascus ruber*. *Food Bioprocess Technol.* 2008, 53:342-346.
24. Pansuriya RC, Singhal RS: Response surface methodology for optimization of production of Lovastatin by solid-state fermentation. *Braz J Microbiol.* 2010, 41:164-172.

- 258 25. Madhu Latha P, Chanakya P, Srikanth M. Lovastatin production by *Aspergillus fischeri* under
259 solid-state fermentation from coconut oil cake. Nepal J Biotechnol. 2012; 2(1): 26-36.
260
- 261 26. Faseleh Jahromi M, Liang JB, Ho YW, Mohamad R, Goh YM, Shokryazdan P. Lovastatin
262 production by *Aspergillus terreus* using agro-biomass as substrate in solid state fermentation. J
263 Biomed Biotech. 2012: 196264.
264
- 265 27. Kavitha V, Janani B, Jayaraman A. Optimization of process parameters for lovastatin production
266 from red gram husk by solid-state fermentation. Int J of Sci Tech. 2014; 3(9): 1413-1418.
267
- 268 28. Kamath PV, Dwarakanath BS, Chaudhary A, Janakiraman S. Optimization of culture conditions
269 for maximal lovastatin production by *Aspergillus terreus* (KM017963) under solid state
270 fermentation. HAYATI J Biosciences. 2015; 22(4): 174-180.
271
- 272 29. Bhargavi S, Praveen V, Mariam S, Sreepriya M, Savitha J. Purification of Lovastatin from
273 *Aspergillus terreus* (KM017963) and Evaluation of its Anticancer and Antioxidant Properties.
274 Purification of Lovastatin from *Aspergillus terreus* (KM017963) and Evaluation of its Anticancer
275 and Antioxidant Properties. 2016; 17(8): 3797-3803.
276
- 277 30. Javed S, Meraj M, Mahmood S, Hameed A, Naz F, Hassan S, Irfan R. Biosynthesis of lovastatin
278 using agro-industrial wastes as carrier substrates. Trop J Pharm Res 2017; 16(2): 263-269.
279
- 280 31. Munir N, Asghar M, Murtaza MA, Akhter N, Rasool G, Shah SM, Tahir IM, Khan FS, Riaz M,
281 Sultana S, Rashid A. Enhanced production of Lovastatin by filamentous fungi through solid state
282 fermentation. Pakistan journal of pharmaceutical sciences. 2018; 31(4): 1583-1589.
283
- 284 32. Balraj J, Jairaman K, Kalieswaran V, Jayaraman A. Bioprospecting lovastatin production from a
285 novel producer *Cunninghamella blakesleeana*. 3 Biotech 2018; 8(8): 359.
286
- 287 33. Sabu A, Pandey A, Daud MJ, Szakacs G. Tamarind seed powder and palm kernel cake: two
288 novel agro residues for the production of tannase under solid state fermentation by *Aspergillus*
289 *niger* ATCC 16620. Bioresource Technol. 2005; 96(11): 1223-1228.
290
- 291 34. Muthumary J, Sashirekha S. Detection of taxol, an anticancer drug, from selected *coelomycetous*
292 fungi. Indian J Sci Technol. 2007; 1:1-10.
293
- 294 35. Raimbault M. General and microbiological aspects of solid substrate fermentation. Electron J
295 Biotechnol 1998. 1(3): 174-188.