

An overview on Common Organic Solvents and their Toxicity

Abstract

Organic solvents are known as carbon-based solvents and their general property is primarily based on their volatility, boiling point, the molecular weight and color. Having enormous hazards associated with the organic solvents, they are used for millions of purposes which alert us to think more on its toxicity points. Almost all the solvents are hazardous to health, if swallowed or inhaled more than the limit quantity. And major of them cause irritation to the skin on contact. Some of the common solvents are acetone, ethyl acetate, hexane, heptane, dichloromethane, methanol, ethanol, tetrahydrofuran, acetonitrile, dimethylformamide, toluene etc. Researchers, scientists, workers in the chemical industry and research institutes use these solvents on regular basis leading them to be affected in major aspects. But

also, the nearby persons are affected by the contamination to the soil, water, air etc. If constantly exposed with solvents, it will badly affect the function of CNS and other body parts. The level of impact, sign and symptoms will depend on concentration, time, duration, frequency and nature of solvents, leading to common effects like headache, dizziness, tiredness, blurred vision, behavioral changes, unconsciousness, and even death. To overcome it, the green chemistry concept is growing rapidly, and the solvent selection guide is in practice in many big company and research institute. A researcher or chemical worker is the primary person who works with solvents and they need to consider throughout these things while performing their activities for their own good health and for the sake of the world.

Key Words: organic solvents, toxicity, acetone, toluene, *n*-hexane, green chemistry.

1.Introduction

The presence of solvents in any vegetables, fruits, meats etc. makes them easily deteriorated when stored for long at room temperature which means that the solvents make many easy things to happen i.e. occurrence of chemical reaction, which results in change in its form. The dry meat, dry fish, dry vegetables, dry grains etc. remains very stable in normal condition if the dryness maintained properly. This basic understanding teaches us how the chemical reactions are done in the liquid state. The common organic solvents are generally classified as an

aliphatic hydrocarbon, aromatic hydrocarbon, cyclic hydrocarbon, halogenated hydrocarbon, amines, ketones, esters, ether, aldehyde, alcohols etc. (**Table 1**). It's hard to talk about organic synthesis without organic solvents. In common, the organic solvents are chemicals that are used to dissolve other chemicals but in detail, we need to understand the reactivity of respective solvents on specific reactions conditions. So, the selection of appropriate solvents for a reaction is to be noted always. The choice of solvents is usually done by previous experience with particular solvents or the following similar pattern literature review and practice it in a laboratory setting[1]. However, the scenario does not remain same nowadays because of some strict rules and regulation we need to consider like solvent power, volatility that leads to toxicity to the researcher and to our society and overall environment. This leads to search new and new best option and because of which, nowadays the solvent-free organic synthesis is rapidly growing [2, 3]. Many research about the toxicity of solvents gives us the molecular mechanism and possible major body parts to be affected [4-6]. The knowledge of risk associated with organic solvents is increasing rapidly among the researcher and in a lesser amount to the public which creates a louder voice for safety, strict rules and regulation; these all decreases the potential danger and associated health effects. Now the well-equipped laboratory setup, proper ventilation to draw the solvent and reagent fumes to the highly diluted atmosphere, proper disposal system is rapidly

increasing; but the scale of synthesis, the number of researchers are increasing rapidly which has resulted in larger volume of organic solvent consumption that still become risk factor and many organizations are working on it.

Hydrocarbons	Alcohols	Ethers	Chlorinated solvents
n-Pentane	Methanol	Diethyl ether	Methylene chloride
n-Hexane	Ethanol	Diisopropyl ether	Chloroform
n-Heptane	n-Propanol	Dibutyl ether	Carbon tetrachloride
n-Octane	i-Propanol	Methyl <i>tert</i> butyl ether	1,2-dichloroethane
n-Nonane	n-Butanol	1,4-Dioxane	1, 1,1 -Trichloroethane
n-Decane	i-Butanol	Tetrahydrofuran	Trichloroethylene
Benzene	2-Butanol	Esters	Perchloroethylene
Toluene	n-Amyl alcohol	Methyl acetate	Monochlorobenzene
2,2,4-Trimethyl pentane	i-Amyl alcohol	Ethyl acetate	Miscellaneous solvents
Cyclohexane	Cyclohexanol	Isopropyl acetate	Dimethylformamide
2,2,4-Trimethylpentane	n-Octanol	n-Butyl acetate	Dimethylacetamide
Cyclohexane	Ethanediol	Cellosolve acetate	Dimethylsulphoxide
Ethylbenzene	Diethylene glycol	Glycol Ethers	Sulfolane
Ketones	1,2-Propanediol	Propylene glycol methyl ether	Carbon disulphide
Acetone		Ethylene glycol methyl ether	Acetic acid
Methyl ethyl ketone		Ethylene glycol ethyl ether	Aniline
Methyl isobutyl ketone		Ethylene glycol monobutyl ether	Nitrobenzene
Cyclohexanone			Morpholine
n-Methyl-2-pyrrolidone			Pyridine
Acetophenone			2-Nitropropane
			Acetonitrile
			Furfuraldehyde
			Phenol

Table 1. A general class of organic solvents.

As the skeleton of organic solvents contain carbon and hydrogen as major with hetero atoms some time so, they show high lipophilicity and very volatile. In toxicity view, the lipophilicity influences the distribution of solvents to various body parts. The lipophilic compounds need to be converted to a water-soluble form via several osmotic conversions that enhances the excretion via the kidney. Sometime the resulting metabolite could be more toxic than the original one.

Due to the high lipophilicity character of organic solvents, they can easily enter the brain and affects severely sometimes. At high dose with respect to certain chemical can cause anesthetic effects (eg. Trichloroethylene[7]), anxiolytic effects (eg. Toluene[8]), convulsant effect (eg. Fluorothyl[9]), anticonvulsants (eg. Toluene[10]), narcotic effects (Trichloroethylene), antidepressants (benzyl chloride).

Due to the rapid growth of plastic and chemical industries, major population is affected by organic solvents. Since the organic solvents are highly volatile, it leads to the exposure of solvents to air rapidly. It is being inhaled via respiration, so lungs are the primary organ to be affected which alerts to have enough ventilation in workplace. As being a synthetic chemist, the researcher needs to work in a lab for a long time handling many kinds of toxic reagents and organic solvents repeatedly i.e. almost every day and throughout.

The hydrophobic nature of the organic solvents and the polar water has a great role in organic synthesis; from the quenching practice to the extraction of organic compounds and excretion of undesired side products to the water layer. The separation action plays a crucial role in chemical and pharmaceutical industries, drug development research institute, University Research Centre and so many, where solvent accounts 40-70% of the overall research cost[11] because to get a milligram scale of the compound we need to lose liters of the organic solvents. Moreover, the organic solvent used as a raw material in chemical synthesis, cleansing purposes (e.g. Acetone to clean glassware) that have to be discarded at the end of the process or recovered (which is an expensive process)[11] (**Fig. 1**).

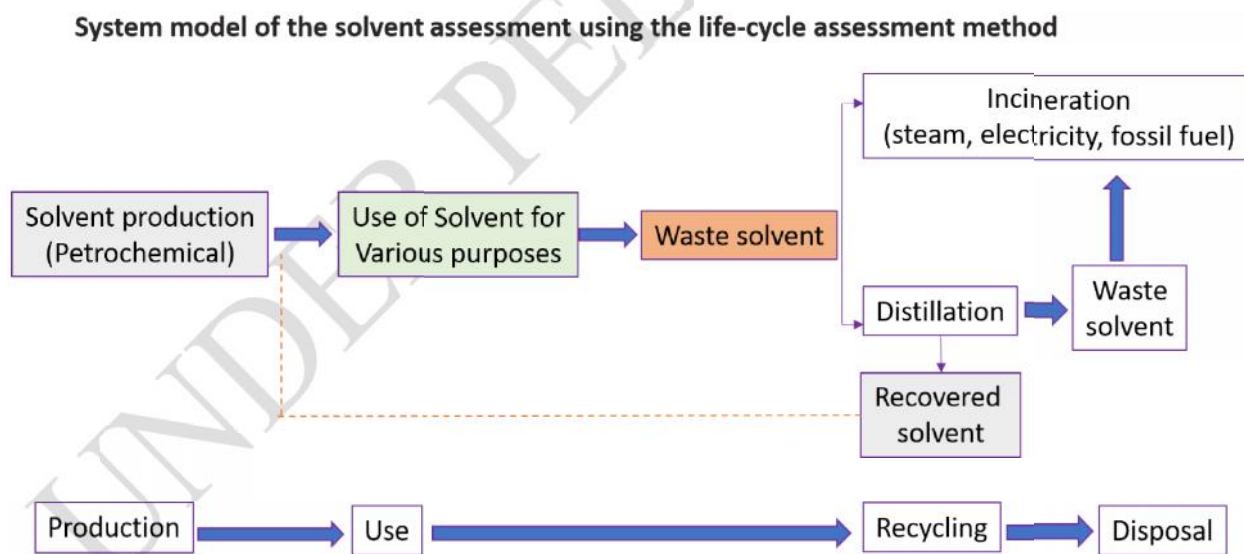


Fig. 1 System model of the solvent assessment using the life-cycle assessment method[12].

The boiling point, solubility, polarity, pka value etc. all need to be considered (Table 2). The Figure 2 shows the chemical structure of common organic solvents, from which we can predict some concept about polarity, boiling point, physical nature of the solvents etc. Most of the organic reaction is carried out in the liquid phase to enhance its homogeneity and for an effective collision between the reactants for the smooth reaction.

Solvent name	Formula	MW	Boiling Point (°C)	Melting Point (°C)	Density (g/mL)	Solubility in water (g/100g)	Dielectric Constant	Flash Point (°C)
acetic acid	C ₂ H ₄ O ₂	60.052	118	16.6	1.0446	Miscible	6.20	39
acetone	C ₃ H ₆ O	58.079	56.05	-94.7	0.7845	Miscible	21.01	-20
acetonitrile	C ₂ H ₃ N	41.052	81.65	-43.8	0.7857	Miscible	36.64	6
benzene	C ₆ H ₆	78.11	80.1	5.5	0.8765	0.18	2.28	-11
1-butanol	C ₄ H ₁₀ O	74.12	117.7	-88.6	0.8095	6.3	17.8	37
2-butanol	C ₄ H ₁₀ O	74.12	99.5	-88.5	0.8063	15	17.26	24
2-butanone	C ₄ H ₈ O	72.11	79.6	-86.6	0.7999	25.6	18.6	-9
<i>t</i> -butyl alcohol	C ₄ H ₁₀ O	74.12	82.4	25.7	0.7887	Miscible	12.5	11
carbon tetrachloride	CCl ₄	153.82	76.8	-22.6	1.594	0.08	2.24	--
chlorobenzene	C ₆ H ₅ Cl	112.56	131.7	-45.3	1.1058	0.05	5.69	28
chloroform	CHCl ₃	119.38	61.2	-63.4	1.4788	0.795	4.81	--
cyclohexane	C ₆ H ₁₂	84.16	80.7	6.6	0.7739	0.0055	2.02	-20
1,2-dichloroethane	C ₂ H ₄ Cl ₂	98.96	83.5	-35.7	1.245	0.861	10.42	13
diethylene glycol	C ₄ H ₁₀ O ₃	106.12	246	-10	1.1197	10	31.8	124

diethyl ether	$C_4H_{10}O$	74.12	34.5	-116.2	0.713	7.5	4.267	-45
diglyme (diethylene glycol dimethyl ether)	$C_6H_{14}O_3$	134.17	162	-68	0.943	Miscible	7.23	67
dimethyl- formamide (DMF)	C_3H_7NO	73.09	153	-60.48	0.9445	Miscible	38.25	58
Dimethyl sulfoxide(DMSO)	C_2H_6OS	78.13	189	18.4	1.092	25.3	47	95
1,4-dioxane	$C_4H_8O_2$	88.11	101.1	11.8	1.033	Miscible	2.21 *	12
ethanol	C_2H_6O	46.07	78.5	-114.1	0.789	Miscible	24.6	13
ethyl acetate	$C_4H_8O_2$	88.11	77	-83.6	0.895	8.7	6*	-4
ethylene glycol	$C_2H_6O_2$	62.07	195	-13	1.115	Miscible	37.7	111
glycerin	$C_3H_8O_3$	92.09	290	17.8	1.261	Miscible	42.5	160
heptane	C_7H_{16}	100.20	98	-90.6	0.684	0.01	1.92	-4
hexane	C_6H_{14}	86.18	69	-95	0.659	0.0014	1.89	-22
methanol	CH_4O	32.04	64.6	-98	0.791	Miscible	32.6*	12
methyl <i>t</i> -butyl ether (MTBE)	$C_5H_{12}O$	88.15	55.2	-109	0.741	5.1	??	-28
methylene chloride	CH_2Cl_2	84.93	39.8	-96.7	1.326	1.32	9.08	1.6
<i>N</i> -methyl-2-pyrrolidinone (NMP)	CH_5H_9NO	99.13	202	-24	1.033	10	32	91
nitromethane	CH_3NO_2	61.04	101.2	-29	1.382	9.50	35.9	35
pentane	C_5H_{12}	72.15	36.1	-129.7	0.626	0.04	1.84	-49
Petroleum ether (ligroine)	--	--	30-60	-40	0.656	--	--	-30
1-propanol	C_3H_8O	60.10	97	-126	0.803	Miscible	20.1 *	22

2-propanol	C ₃ H ₈ O	60.10	82.4	-88.5	0.785	Miscible	18.3*	12
pyridine	C ₅ H ₅ N	79.10	115.2	-41.6	0.982	Miscible	12.3*	17
tetrahydrofuran (THF)	C ₄ H ₈ O	72.106	65	-108.4	0.8833	30	7.52	-14
toluene	C ₇ H ₈	92.14	110.6	-93	0.867	0.05	2.38*	4
triethyl amine	C ₆ H ₁₅ N	101.19	88.9	-114.7	0.728	0.02	2.4	-11
water	H ₂ O	18.02	100.00	0.00	0.998	--	78.54	--
water, heavy	D ₂ O	20.03	101.3	4	1.107	Miscible	??	--
<i>o</i> -xylene	C ₈ H ₁₀	106.17	144	-25.2	0.897	Insoluble	2.57	32
<i>m</i> -xylene	C ₈ H ₁₀	106.17	139.1	-47.8	0.868	Insoluble	2.37	27
<i>p</i> -xylene	C ₈ H ₁₀	106.17	138.4	13.3	0.861	Insoluble	2.27	27
Adapted from https://www.organicdivision.org/wp-content/uploads/2016/12/organic_solvents.pdf . T= 20 °C, *25 °C								

Table 2. Shows the list of common organic solvents, their formula, molecular weight, boiling and melting point, density, solubility in water, dielectric constant and flash point.

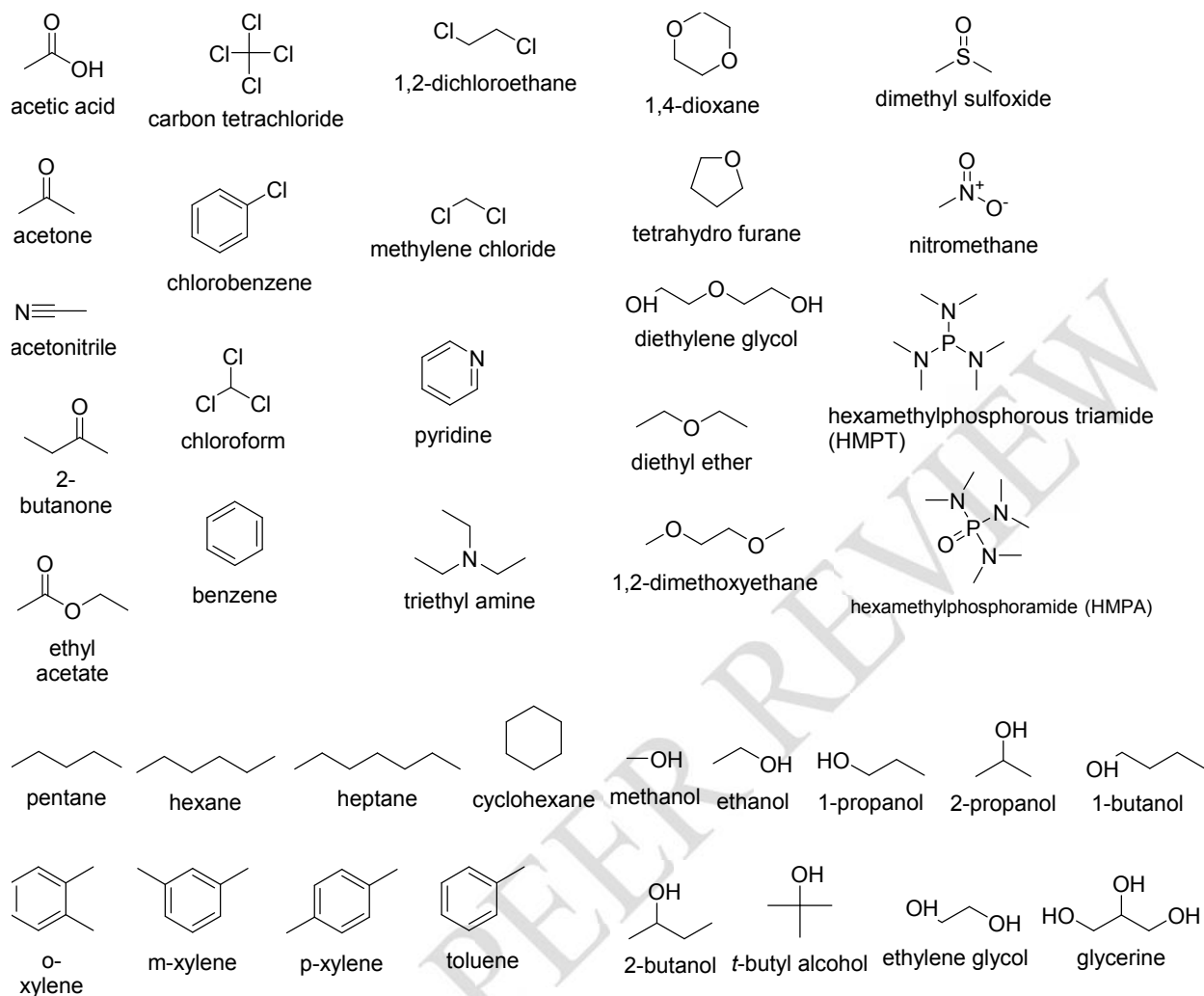


Fig 2. Structure of common organic solvents.

On increasing concern about safety, efficacy, available alternative the solvent selection practice is increasing now. The green chemistry also known as a sustainable chemistry tool is also influencing the organic chemist to search for the possible less toxic option. They are focusing on designing the products with minimum toxicity, minimize use, and reuse option by putting the environment in

center point. The big pharmaceutical company develops their own solvent selection guide[13]. **Table 3** describes Pfizer company solvent selection guide[14]. The solvents subjected to the red category due to having these potencies: toxic, carcinogenic, mutagenic, low flash point, environmental risk of ozone depletion etc.

Preferred	Usable	Undesirable
Acetone	Acetonitrile	Benzene
1-Butanol	Acetic acid	Chloroform
<i>t</i> -Butanol	Cyclohexane	Carbon tetrachloride
Ethyl acetate	Dimethyl sulfoxide	Dichloromethane
Ethanol	Ethylene glycol	Diethyl ether
Isopropyl acetate	Heptane	Dichloroethane
2-propanol	Isooctane	Di-isopropyl ether
1-Propanol	Methylcyclohexane	Dimethylformamide
Ethyl acetate	2-MethylTHF	Dioxane
Ethanol	Methyl <i>t</i> -butyl ether	Dimethyl acetate
Methanol	Toluene	Dimethoxyethane
Methyl ethyl ketone	Tetrahydrofuran	Hexane(s)
Water	Xylenes	<i>N</i> -Methylpyrrolidinone
		Pentane
		Pyridine

Table 3. Pfizer solvent selection guide.

For this, a compiled form of the information about the common organic solvents is desired. For the beginner who is entering for organic synthesis, they need to know

about the commonly used solvents and their property, that will enhance their handling and decrease the risk associated with it. We can get enough information about the individual solvents by searching on internet, but this review will provide most of the needed information at once in a very convenient way as well as with summarized form.

2. Guide on using solvents and chemicals

Use protective cloths, check MSDS before handling any chemicals and solvents, always work on chemical fume hood, in case of eye contact remove any contact lenses if used and immediately flush eyes with running water for at least 15 minutes, keeping eyelid open so proper air supply can occur and solvents can evaporate, get medical attention if needed. In the case of skin contact, immediately wash with plenty of water, cover the irritated skin with emollient, remove contaminated clothes and shoes, get medical attention if needed. If possible don't work in the laboratory alone. Always think below points when working with chemicals.

- Every time ask yourself, “What am I working with? What are the hazards?”

- Be prepared: attend all required laboratory safety training before starting research, read all procedures and related safety information prior to starting an experiment.
- Always take permission from a supervisor before carrying out new experiments and take guidance from lab members if needed.
- Clearly understand the operation of safety equipment and their location.
- Be alert and work with caution all time, immediately notify the supervisor in any unsafe conditions.
- Know the right emergency response process for injury or accidents.
- Always perform experiments in a responsible manner, no prank, no practical jokes.
- Always wear a protective lab coat, gloves, and shoes, cover exposed skin, proper mask, and tie back long hair.
- Never drink beverages, eat foods, chew gum, apply cosmetics or handle contact lenses in the laboratory.
- Always use a chemical fume hood.
- Never put solvents near hot place or reaction under heating.
- Always maintain good personal hygiene, don't touch body parts with hands during handling chemicals, wash hands after removing gloves and before leaving the laboratory.

- Properly segregate all lab waste and dispose them as per the rules and regulation.

3.Toxicokinetic

The lipophilic nature of organic solvents promotes their absorption immediately after inhalation or the surface dermal contact or oral exposure[15, 16]. Once the solvent is being absorbed, the metabolism and long-term or shorter deposition is affected by the route of exposure and the chemical-physical nature of that solvent. The metabolism and excretion can occur immediately with liver and lungs, without entering the systemic circulation. The relative toxic metabolite of solvents depends on the individual chemical nature. Some are metabolized to less toxic but some to a severely toxic metabolite. The un-metabolized solvent is distributed largely in fatty tissue which affects the human body on a long-term basis.

The CNS toxicity of the organic solvents is a major concern because of their rapid entrance capacity to cross blood-brain barrier[16]. Due to the nature of chemical synthesis, we need to expose to multiple solvents at a time which could lead to the synergistic toxic effects. Solvent like ethanol can induce the metabolic enzymes, these enzymes can involve in metabolic activation or detoxification of others. So,

the activation of certain enzymes can severely lead to the potentiation of toxicity of other solvents and vice versa.

4.MSDS for organic solvents

We always need to check material safety data sheet (MSDS); which is a document that contains information on possible potential hazards like health, fire, reactivity, and environment etc. Moreover, it provides information about how to work with a chemical product. So, for a researcher or chemist it is the first point to check about the safety of chemicals. It also contains more information about use, storage, handling, and emergency procedure. Usually, MSDS is prepared by the producer or supplier of those chemicals that provides complete health and safety needed [17-20]. Below show some points that are usually included in the MSDS sheet.

- Identification (chemical product and manufacturer)
- Hazard(s) identification (potential acute and chronic health effects)
- Composition/ information on ingredients
- First-aid measures (for inhalation, ingestion, eye and skin contact etc.)
- Fire-fighting measures (flammability, flash point, auto-ignition temperature etc.)

- Accidental release measures (small spill and large spill)
- Handling and storage (precautions and storage conditions)
- Exposure control/ personal protection
- Physical and chemical properties (physical state, odor, taste, molecular weight, color, boiling and melting point, specific gravity, density, vapor pressure, volatility, solubility etc.)
- Chemical stability and reactivity data (stability, instability temperature, conditions of instability, incompatibility with various substances, corrosivity, reactivity, polymerization etc.)
- Toxicological information (route of entry, toxicity to animals, chronic effects to human, special remarks on toxicity to animals and human, special remarks on other toxicity to humans etc.)
- Ecological information (Eco-toxicity, products of biodegradation, other special remarks)
- Disposal considerations (waste disposal)
- Transport information (DOT classification, identification, special provision for transport etc.)
- Regulatory information (federal and state regulation, other regulation)
- Other information references, other special consideration, creation date, last update date etc.)

Before handling every solvent if we check the MSDS of that solvents, we will have a broader idea on the nature of chemicals, protective measures needed and many more in case of any accidents.

5.Green chemistry concept

Paul Anastas and John Warner introduced Green Chemistry concept, which means during the application of chemistry techniques and the methodology, always we need to think about the possible option to reduce or eliminate the generation of products, feedstocks, byproducts, reagents, and solvents etc. which are hazardous to both humans and environments. In synthesis, the solvents are used in a large quantity and to overcome this situation, the feasible way is to reduce hazard related to them by substituting with the safer option. As in **Table 3**, some big companies tried more for green concept use. The Pfizer presented SSD to the medicinal chemist including 39 solvents. Depending on their possible toxicity and the various hazard they are categorized as preferred, usable, undesired highlighted with green, yellow and red color respectively[13, 14]. For solvent selection, the chemometrics and multicriteria decision analysis is described by Marek *et al* for 151 solvents [13]. The green solvent concept is described in detail by Christian *et al* [12]. Always, the selection of proper solvent remains a crucially important point in a wide range of chemical processes. Although sometimes, there couldn't be a proper option to

prefer more safe solvents always the best tries to do with a minimum toxic solvent will sustain our nature as well as our chemistry. The **12 principles** of green chemistry can be condensed in below form (PRODUCTIVITY)[21].

Prevent wastes
 Renewable materials
 Omit derivatization step
 Degradable chemical products
 Use safe synthetic methods
 Catalytic reagents
 Temperature, pressure ambient
 In-process monitoring
 Very few auxiliary substances
 E-factor, maximize feed in product
 Low toxicity of chemical products
 Yes, it is safe

The reason of putting some solvents to red category solvents is summarized in **Table 4**. And the alternative to the red/ undesired/ more toxic solvents are summarized in **Table 5**.

Red Solvents	Reason
Benzene	low flash point (-11 °C), carcinogen (CMR category 1), very low TLV (0.5 ppm), toxic to humans and environment, strongly regulated in the US (HAP) and the EU
Carbon tetrachloride	carcinogen (CMR category 3), toxic, ozone depleter, not available for large-scale use, strongly regulated in the US (HAP) and EU

Chloroform	carcinogen, classified as a HAP in the US
Dichloroethane	carcinogen, classified as a HAP in the US
Dichloromethane	large volume use, classified as HAP in the US, regulated by EU solvent directive
Diethyl ether	very low flash point (-24 °C), good alternative ethers available
Diisopropyl ether	very low flash point (-12 °C), very powerful peroxide former, good alternative ethers available
Dimethoxyethane	carcinogen (CMR category 2), toxicity
Dimethylacetamide	strongly regulated by EU solvent directive, toxicity
Dimethylformamide	toxicity, classified as a HAP in the US, strongly regulated by EU solvent directive
Dioxane	Carcinogen (CMR category 3), classified as HAP in the US
Hexane(S)	Very low flash point (-23 °C), more toxic than the alternative heptane, in the US classified as a hazardous airborne pollutant (HAP)
N-Methyl pyrrolidinone	strongly regulated by EU solvent directive, toxicity
Pentane	very low flash point (-49 °C) and good alternative available
Pyridine	carcinogenic/mutagenic/reprotoxic (CMR) category 3 carcinogen, toxicity, and very low exposure threshold limit value TLV for worker exposures

Table 4. Red category solvents[14].

Undesired solvents	Alternatives
Benzene	Toluene
Chloroform, carbon tetrachloride or dichloroethane	Dichloromethane
Dichloromethane (chromatography)	Ethyl acetate/heptane
Dichloromethane (extraction)	Ethyl acetate, toluene, MTBE, 2-MeTHF
Di-isopropyl ether or diethyl ether	2-MeTHF or <i>tert</i> -butyl methyl ether
Dimethylformamide, dimethyl acetamide or <i>N</i> -methyl pyrrolidinone	Acetonitrile
Dioxan or dimethoxyethane	2-MeTHF or <i>tert</i> -butyl methyl ether
Hexane(S)	Heptane
Pentane	Heptane
Pyridine	Et ₃ N (if pyridine used as a base)

Table 5. Solvent replacement table (alternative to undesired one)[14].

6. Health hazards of common organic solvents

6.1 Neurotoxicity of Organic Solvents

Due to the low boiling point of most of the organic solvents, it can easily enter in our body via respiration. And its distribution in the air is rapid so the large group of mass is affected including the atmosphere. So, this becomes the most emerging issue in the field of occupational health. In recent decade major presentation, meetings, and discussion with controversial subjects are happening. The nervous system is a major part which handles all the body. To be a person fit and fine he/she should have a good mental state. For fruitful research, a researcher should first survive with good health and mental condition. So, this is the key factor to be considered and various safety measures are recommended to follow for their life. Since once damaged to CNS or PNS is a potentially irreversible process such repeated exposure results in severe cumulative impairments[4, 6]. Usually, the neurotoxic solvents on exposure show neuropathy, psychosis, tardive Parkinson's, peripheral neuropathy, pyramidal and other types of irreversible brain dysfunction, trigeminal neuralgia, anorexia, ototoxicity, encephalopathy, transverse myelopathy, facial paralysis, and limb numbness etc.[4]. The organic solvent exposure and contrast sensitivity comparison between men and women shows, the men visual impaired is wider than that of women over wide range of spatial frequencies, the

researcher conclude this is due to higher body fat mass in women that can serve as a protective factor against neurotoxic effects in comparison to men[22].

6.2 Normal hexane and other alkanes

n-Hexane is a known chronic human neurotoxicant[4, 23]. In animal and human, *n*-Hexane is metabolized into a gamma diketone, 2,5-hexanedione which is more potent neurotoxicant than the parent alkane[4]. The comparative study of the toxicity of *n*-heptane, *n*-hexane, and *n*-pentane in peripheral nerve of the rat also shows *n*-hexane is far more neurotoxic than the Pentane and Heptane to the peripheral nerves of the rat[5, 24].

6.3 Aromatic Hydrocarbons

Benzene, xylenes, and toluene are aromatic hydrocarbon solvents widely used in past time, still in use but are limited due to their toxicity. In liver by Cytochrome P450 2E1, the benzene metabolized to benzene oxide, which can further metabolize to various intermediate like *o*-benzoquinone and *p*- benzoquinone, which is major metabolite for benzene toxicity. Benzene affects the bone marrow in a dose-dependent manner which leads to anemia, leukopenia, and

thrombocytopenia, if further exposure continued leads to aplasia and pancytopenia[15]. Due to this severe toxic effect of benzene, it is replaced with little safe xylene and toluene which has hematopoietic toxicity. The toluene widely used in paints, thinner, glue, cleansing agent and the widely abused as an inhalant[15].

6.3.1 Toluene toxicity

The commonly abused aromatic hydrocarbons is benzene and toluene[25]. In organic synthesis also highly used, largely in the synthesis of benzene. The toluene is a colorless liquid with a sweet and distinct smell. The toluene largely found in gasoline, hair dye, nail polish, airplane glue, cleansing product, plastic cement, acrylic spray paint, and paint thinner etc. The primary target organ for acute and chronic toluene toxicity is CNS and to the pulmonary, peripheral nervous system, GI tract, CVS, hepatic, renal, hematological and dermal also. The long-term exposure shows a headache, nausea, drowsiness and a higher concentration cause cardiac arrhythmia[26-28]. Toluene can cause an elevated anion gap metabolic toxicity[29]. The acute high amount of toluene exposure to rats decreases hippocampal neurogenesis[30].

6.3.2 Xylene toxicity

Xylene or dimethylbenzene is any one of the three isomers with central atom benzene containing two methyl groups. All isomers are colorless, flammable liquids having great value in research and chemical industry. The vapor of xylene is absorbed rapidly via lungs and slowly through the skin. Most of the xylene is metabolized in the liver (95%) to Methyl Hippuric acid and around 80% of metabolites are excreted via urine. So, the remaining parts are the indicator for xylene presence in the body. The higher concentration of xylene exposure to the body has narcotic effects leading neuropsychological dysfunction with respiratory tract impairment. More delayed exposure causes anemia, leukopenia, and thrombocytopenia, cyanosis, dyspnea, chest pain.

6.3.3 Benzene toxicity

The use of benzene is very much limited nowadays, due to its severe toxicity. It can cause cancer[31, 32]. Research shows that the MiR-133a is a potential biomarker for benzene toxicity via targeting Caspase-9 by inhibiting apoptosis which is induced by 1,4-Benzoquinone (benzene metabolite)[33]. In rat model benzene shows its potential toxicity in ovary[34]. Due to its severe toxicity many

country throughout the world are making strict rules and regulation to control its use in a very safe manner[35].

6.4 Halogenated hydrocarbons

Those containing at least one halogen atom like fluorine, chlorine, bromine, and iodine are referred to as a halogenated hydrocarbon. Some common halogenated hydrocarbon solvents are methyl chloride, chloroform, trichloroethylene, and tetrachloroethylene.

6.4.1 Chloroform toxicity

In 1847 chloroform was introduced as an anesthetic. But it is no longer practiced as an anesthetic in human. Although the substitution was searched but still used as a solvent in laboratory and chemical industry.

The metabolic product of chloroform is toxic because it can bind to the macromolecules like protein and lipids of the endoplasmic reticulum. The primary affecting organ is liver and causing necrosis[15]. After liver, the kidney[36] is the second target of chloroform after oral or inhalation exposure causing tubular necrosis, swelling, increased weight of kidney in rats after oral administration.

Other carcinogenicity and chronic toxicity are reported with inhalation of chloroform[37]. Depends on species, strain, and sex of the animals, metabolizing enzymes[38, 39], chloroform shows kidney and liver tumor in a dose-dependent manner[15]. The metabolic product of chloroform to phosgene severely affect the kidney[36]. Chloroform toxicity in mice is being largely studied by many researchers[40]. Different pathway of chloroform metabolism has been studied[41],

Figure 3.

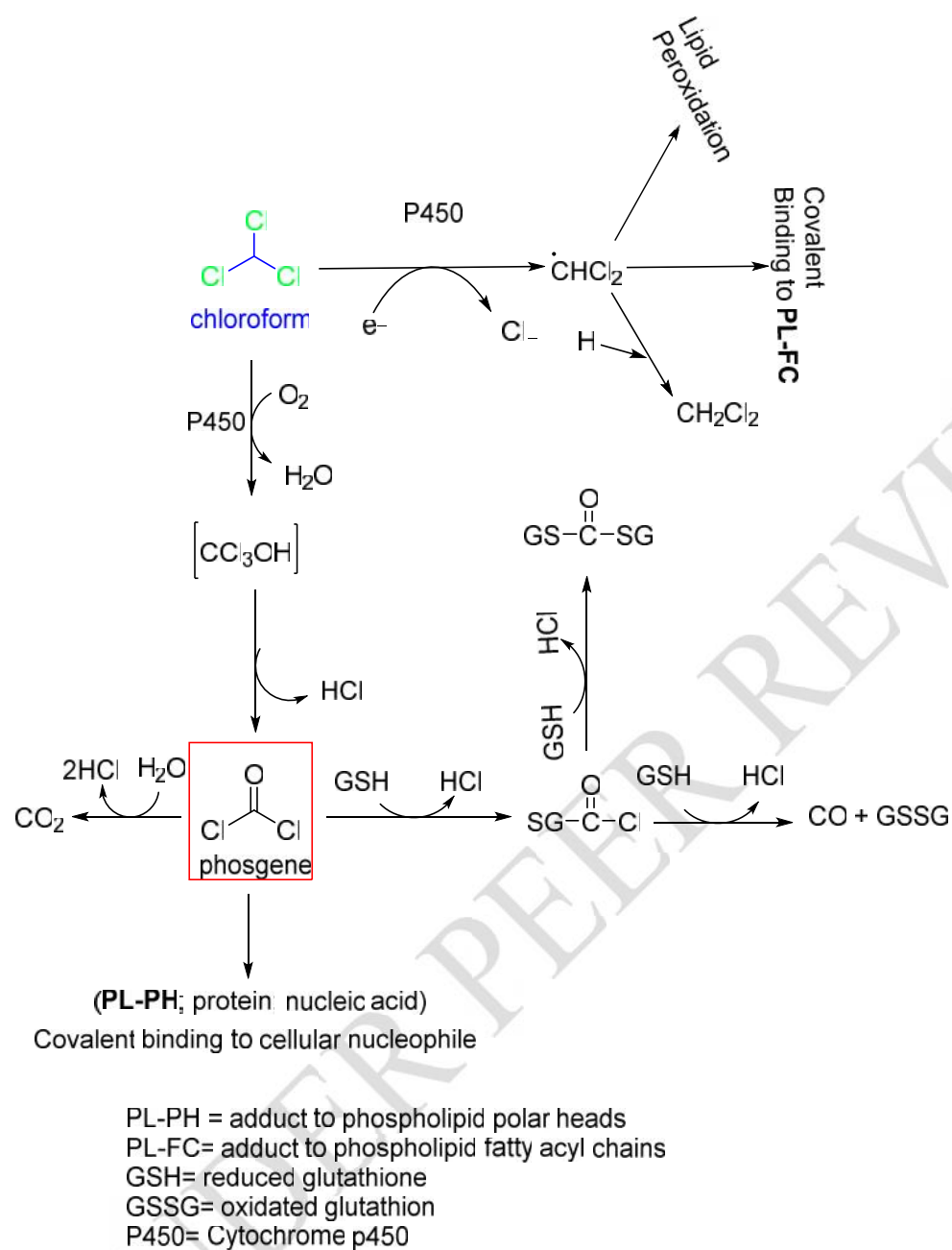


Fig 3. Two pathway of chloroform bio-activation [42]

6.4.2 Methylene Chloride toxicity

It is also known as dichloromethane (DCM), the widely used solvent in organic synthesis. It can dissolve a wide variety of chemical compounds. Its density is higher than water so during extraction processes in organic synthesis it makes convenient not to collect the water layer to a separate flask, just put more DCM then shake and collect again repeated the same process and finally trace aqueous undesired part. But it is more toxic than ethyl acetate and cause burning irritation on contact with skin because it can easily melt the latex gloves and enter inside but cannot evaporate easily due to covered with gloves so cause irritation for a long time. So, if contact occurs with skin immediately remove the gloves and use a new one. In past, it was used in hairspray until 1989 and to remove caffeine from coffee. It is a potential human carcinogen which is the primary concern of it. The oral exposure to DCM can increase liver cancer [43-49].

6.5 Alcohols

Various kinds of alcohols are used in organic synthesis as a solvent, cleansing agents, and a reagent. Most common are methanol, ethanol, isopropanol, cyclohexanol, diethylene glycol etc. Usual pronounced term is 'toxic alcohol'

which is a collective meaning representing methanol, ethylene glycol and isopropyl alcohol[50].

6.5.1 Methanol toxicity

Methanol can cause serious effects like acidosis and retinal damage. In liver methanol converted to formate in the presence of enzyme alcohol dehydrogenase, which is toxic[51]. Methanol can produce severe acidosis and retinal damage [52-56]. The methanol intoxication can result in ocular lesions, retinal edema, loss of ganglion cells, demyelination of temporal retina, necrosis of cells with or without significant hemorrhage[57]. Methanol can cause abnormal movement of the body usually due to drinking of homemade liquor contaminated with methanol[58]. In the case of methanol toxicity, the usual treatment is ethanol due to chemical competitiveness to the same receptor[51]. The metabolism of methanol is summarized in **Figure 4**.

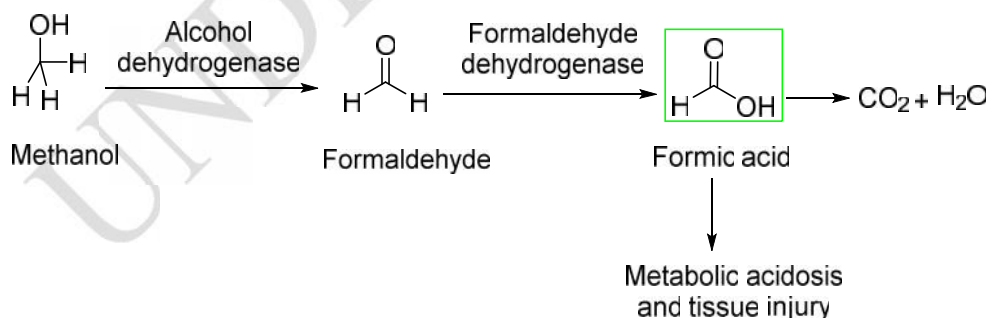


Fig 4. Metabolism of methanol leading to toxicity

6.6 Ethers

The commonly used ether solvents are diethyl ether, tetrahydrofuran, 1,4-dioxan etc. The ether solvents are toxic, many experimental models showed the toxicity of ether to the HepG2 cells[59], toxicity to blood lymphocytes[60], testicular toxicity[61], carcinogenicity[62]. The tetrahydrofuran (THF) shows CNS toxicity with dizziness, headache, loss of sense of smell and fatigue etc.[63].

6.7 Miscellaneous solvents

6.7.1 Acetonitrile toxicity

Acetonitrile is a common organic solvent used in organic synthesis and chemical industry. It is hazardous to health and even can cause death. Usually, the effect associated with it is from the inward breath of its vapors or contact of fluid to skin and eyes. Acetonitrile interferes with oxygen requirement for cell breath and leading to cytotoxic anoxia. The potential safety hazards with acetonitrile should be considered when using strong acid or strong base because acetonitrile can be hydrolyzed by it[64]. The concurrent exposure to acetonitrile and acetone increases the toxicity of acetonitrile. The metabolized form of acetonitrile is cyanide[65] which is severely toxic to animals and human[66]. The amount of

formation of cyanide from acetonitrile is increased with co-administration to acetone[67]. The mechanism of acetonitrile toxicity revealed the detail pharmacokinetic distribution of acetonitrile to the different body parts, leading to a CNS major toxicity[68]. The acetonitrile toxicity in human is due to the *in vivo* formation of cyanide as a metabolite, the associated onset signs and symptoms depend on exposure route, amount, and duration of exposure. However, it is typically delayed from 2 to 13 h due to the slow conversion rate to cyanide. Various signs and symptoms are: a) respiratory: bronchial/chest tightness, respiratory insufficiency; b) Cardiovascular: bradycardia, tachycardia, hypotension, cardiac arrhythmia, cardiac arrest, and death; c) neurologic: headache, dizziness, confusion, agitation, seizures, weakness, and coma; d) gastrointestinal: initially nausea and vomiting are common, leading to metabolic acidosis and lactic acidosis. The 1-2 g/kg of acetonitrile ingestion is lethal[69, 70]. The proper understanding of acid-base chemistry with structural interactions could be helpful in finding the solvents interactions and generation of relative toxic products[71].

6.7.2 Dimethylformamide

In short it is written and spoken as DMF. It is a polar aprotic solvent with high boiling point. It is miscible with water and majority of the organic solvents. At an

elevated temperature DMF hydrolyzed by strong acid and base. It is also used as a reagents in many cases, like a reagent in the Vilsmeier-Haack reaction where it first convert to chloroiminium ion known as Vilsmeier reagent that attacks arenes[72]. Many research has been carried out to reveal the toxicity of DMF, viz hepatotoxicity[73, 74] and other many more[75-77].

6.7.3 Acetone

Acetone is a simplest and smallest ketone, colorless, volatile and a flammable liquid, widely used in cleansing purposes in chemical industry, research institute and other generalized form. It is miscible with water that increases its use in cleansing purposes. It is largely produced for purpose of its use as solvent, cleansing agent, production of methyl methacrylate and bisphenol A[78]. Acetone is the least toxic industrial solvents[78], however the high concentration vapor exposure should be avoided, acetone can cause temporary narcosis and eye irritation. The repeated exposure to skin cause defatting and dermatitis. The common household use is in nail polish remover and as a paint thinner[78]. Although the acetone is nontoxic or least toxic in many experimental study but it potentiate the acetonitrile toxicity and trihalomethane toxicity[67, 79].

6.7.4 Ethyl acetate

Ethyl acetate is a colorless liquid with sweet smell and used in nail polish remover, glues, decaffeinating, in cigarettes, paint (as an activator of hardener), perfume, and confections (as an artificial flavor) etc. In laboratory, the mixture of ethyl acetate with other solvents are commonly used for column chromatography and extraction. It is low toxic solvent with LD50 for rat is 5620 mg/kg[80]. The above threshold limit exposure cause irritation to nose, eyes and throat, weakness, drowsiness and even unconsciousness[81].

7. Conclusion

In research and chemical industry, organic solvents belong to the most important group of chemicals due to its huge amount of use annually[12]. Thus, the solvents reveal a major part of human as well as environmental toxicants. In the research and chemical industry, the selection of solvents for reaction process as well as cleansing and other chemical processes and the waste solvent management all mostly depends on economic, logistic and safety considerations[82]. The environmental concerns are often of minor consideration for the decision makers also due to lack of easy availability of proper tools, which accumulates such

happenings from large groups of chemicals industry, institute, researcher etc. which leads to a big problem to the environment, human and all around us, leading to a chemical toxicity. In this review, we have presented a general overview of solvent's nature and toxicity. The primary person who works with chemicals is the key person, so after studying these kinds of detail information we hope the researchers and all the concern bodies will make a proper solvent selection and practice accordingly to save their life as well as the environment where we live.

8. References

1. Smallwood, I., *Handbook of organic solvent properties*. 2012: Butterworth-Heinemann.
2. Tanaka, K. and F. Toda, *Solvent-free organic synthesis*. Chemical Reviews, 2000. **100**(3): p. 1025-1074.
3. Varma, R.S., *Solvent-free accelerated organic syntheses using microwaves*. Pure and Applied Chemistry, 2001. **73**(1): p. 193-198.
4. Spencer, P.S. and H.H. Schaumburg, *Organic solvent neurotoxicity: facts and research needs*. Scandinavian journal of work, environment & health, 1985: p. 53-60.
5. Takeuchi, Y., et al., *A comparative study of the toxicity of n-pentane, n-hexane, and n-heptane to the peripheral nerve of the rat*. Clinical toxicology, 1981. **18**(12): p. 1395-1402.
6. Baker, E.L., *Organic solvent neurotoxicity*. Annual review of public health, 1988. **9**(1): p. 223-232.
7. Dumas, O., et al., *Respiratory effects of trichloroethylene*. Respiratory medicine, 2018. **134**: p. 47-53.
8. Bowen, S.E., et al., *Abstinence following toluene exposure increases anxiety-like behavior in mice*. Neurotoxicology and teratology, 2018. **65**: p. 42-50.
9. Fink, M., *The seizure, not electricity, is essential in convulsive therapy: the flurothyl experience*. The journal of ECT, 2014. **30**(2): p. 91-93.
10. Cruz, S.L., M.Y. Gauthereau-Torres, and M.T. Rivera-García, *Structure-activity relationship for the anticonvulsant effects of organic solvents*. Neurotoxicology, 2016. **57**: p. 121-127.
11. Marchetti, P., et al., *Molecular separation with organic solvent nanofiltration: a critical review*. Chemical reviews, 2014. **114**(21): p. 10735-10806.

12. Capello, C., U. Fischer, and K. Hungerbühler, *What is a green solvent? A comprehensive framework for the environmental assessment of solvents*. Green Chemistry, 2007. **9**(9): p. 927-934.
13. Tobiszewski, M., et al., *A solvent selection guide based on chemometrics and multicriteria decision analysis*. Green Chemistry, 2015. **17**(10): p. 4773-4785.
14. Alfonsi, K., et al., *Green chemistry tools to influence a medicinal chemistry and research chemistry based organisation*. Green Chemistry, 2008. **10**(1): p. 31-36.
15. Bruckner, J. and D. Warren, *Casarett and Doull's Toxicology: The Basic Science of Poisons*. 2001.
16. Firestone, J.A. and S.M. Gospe Jr, *Organic Solvents*, in *Clinical Neurotoxicology*. 2009, Elsevier. p. 401-414.
17. Jingzhi, G., *Approaching MSDS [J]*. Sulphuric Acid Industry, 2009. **4**: p. 005.
18. Keith, L.H. and D.B. Walters, *Compendium of Safety Data Sheets for Research and Industrial Chemicals, Part II*. 1985: Dearfield Beach: VCH Publishers.
19. Eastlake, A., et al., *A critical evaluation of material safety data sheets (MSDSs) for engineered nanomaterials*. Journal of Chemical Health and Safety, 2012. **19**(5): p. 1-8.
20. Phillips, C.C., et al., *The efficacy of material safety data sheets and worker acceptability*. Journal of Safety Research, 1999. **30**(2): p. 113-122.
21. Tang, S.L., R.L. Smith, and M. Poliakoff, *Principles of green chemistry: PRODUCTIVELY*. Green Chemistry, 2005. **7**(11): p. 761-762.
22. Oliveira, A., et al., *Organic solvent exposure and contrast sensitivity: comparing men and women*. Brazilian Journal of Medical and Biological Research, 2018. **51**(3).
23. DeCaprio, A., *n-Hexane neurotoxicity: a mechanism involving pyrrole adduct formation in axonal cytoskeletal protein*. Neurotoxicology, 1987. **8**(1): p. 199-210.
24. Takeuchi, Y., et al., *A comparative study on the neurotoxicity of n-pentane, n-hexane, and n-heptane in the rat*. Occupational and Environmental Medicine, 1980. **37**(3): p. 241-247.
25. King, M.D., *Neurological sequelae of toluene abuse*. Human toxicology, 1982. **1**(3): p. 281-287.
26. Vitale, C.M. and S. Gutovitz, *Aromatic (Benzene, Toluene) Toxicity*. 2018.
27. Dharmarajan, L. and H. Ammar, *Expanding the differential: toluene-induced toxicity*. BMJ case reports, 2017. **2017**: p. bcr-2017-220986.
28. Dange, A.D. and V.B. Masurekar, *Toluene toxicity: Effects of sublethal levels on enzyme activities in seawater adapted tilapia (Sarotherodon mossambicus Peters)*. Journal of biosciences, 1981. **3**(2): p. 129-134.
29. Dickson, R.P. and A.M. Luks, *Toluene toxicity as a cause of elevated anion gap metabolic acidosis*. Respiratory care, 2009. **54**(8): p. 1115-1117.
30. Yoon, J.-h., et al., *Acute high-level toluene exposure decreases hippocampal neurogenesis in rats*. Toxicology and industrial health, 2016. **32**(11): p. 1910-1920.
31. Snyder, C.A., *Experimental benzene toxicity*, in *Benzene carcinogenicity*. 2017, CRC Press. p. 29-38.
32. Aksoy, M., *Revival: Benzene Carcinogenicity (1988)*. 2017: CRC Press.
33. Chen, Y., et al., *MiR-133a regarded as a potential biomarker for benzene toxicity through targeting Caspase-9 to inhibit apoptosis induced by benzene metabolite (1, 4-Benzoquinone)*. Science of the Total Environment, 2016. **571**: p. 883-891.
34. Singh, A. and S. Rana, *Ovarian toxicity of benzene in rat*. Journal of Ecophysiology and Occupational Health, 2017. **10**(1-2): p. 27-33.
35. Graciani, F.S. and G.L.B.V. Ferreira, *Occupational health in Brazil and regulation and control of benzene toxicity*. Revista Cubana de Salud Pública, 2014. **40**(3): p. 406-411.
36. Branchflower, R.V., et al., *Nephrotoxicity of chloroform: metabolism to phosgene by the mouse kidney*. Toxicology and applied pharmacology, 1984. **72**(1): p. 159-168.

37. Yamamoto, S., et al., *Carcinogenicity and chronic toxicity in rats and mice exposed to chloroform by inhalation*. Journal of Occupational Health, 2002. **44**(5): p. 283-293.
38. Brady, J.F., et al., *Induction of cytochromes P450IIE1 and P450IIB1 by secondary ketones and the role of P450IIE1 in chloroform metabolism*. Toxicology and applied pharmacology, 1989. **100**(2): p. 342-349.
39. Testai, E., et al., *The role of different cytochrome P450 isoforms in in vitro chloroform metabolism*. Journal of biochemical toxicology, 1996. **11**(6): p. 305-312.
40. Ilett, K.F., et al., *Chloroform toxicity in mice: Correlation of renal and hepatic necrosis with covalent binding of metabolites to tissue macromolecules*. Experimental and molecular pathology, 1973. **19**(2): p. 215-229.
41. Testai, E. and L. Vittozzi, *Different pathways of chloroform metabolism*, in *Disease, Metabolism and Reproduction in the Toxic Response to Drugs and Other Chemicals*. 1984, Springer. p. 278-281.
42. Gemma, S., L. Vittozzi, and E. Testai, *Metabolism of chloroform in the human liver and identification of the competent P450s*. Drug metabolism and disposition, 2003. **31**(3): p. 266-274.
43. Burek, J., et al., *Methylene chloride: a two-year inhalation toxicity and oncogenicity study in rats and hamsters*. Fundamental and applied toxicology, 1984. **4**(1): p. 30-47.
44. Snyder, R.W., H.S. Mishel, and G.C. Christensen, *Pulmonary toxicity following exposure to methylene chloride and its combustion product, phosgene*. Chest, 1992. **101**(3): p. 860-861.
45. Rioux, J.P. and R.A. Myers, *Methylene chloride poisoning: a paradigmatic review*. The Journal of emergency medicine, 1988. **6**(3): p. 227-238.
46. Horowitz, B.Z., *Carboxyhemoglobinemia caused by inhalation of methylene chloride*. The American journal of emergency medicine, 1986. **4**(1): p. 48-51.
47. Barrowcliff, D. and A. Knell, *Cerebral damage due to endogenous chronic carbon monoxide poisoning caused by exposure to methylene chloride*. Occupational Medicine, 1979. **29**(1): p. 12-14.
48. Leikin, J.B., et al., *Methylene chloride: report of five exposures and two deaths*. The American journal of emergency medicine, 1990. **8**(6): p. 534-537.
49. Foster, J., et al., *Methylene chloride: an inhalation study to investigate toxicity in the mouse lung using morphological, biochemical and Clara cell culture techniques*. Toxicology, 1994. **91**(3): p. 221-234.
50. Ashurst, J.V. and T.M. Nappe, *Toxicity, Methanol*. 2018.
51. Ghosh, P., et al., *Mathematical Modeling for the Prevention of Methanol Poisoning Through Ethanol by Impulsive Way*. Differential Equations and Dynamical Systems, 2018: p. 1-18.
52. Clay, K.L., R. Murphy, and W.D. Watrins, *Experimental methanol toxicity in the primate: analysis of metabolic acidosis*. Toxicology and applied pharmacology, 1975. **34**(1): p. 49-61.
53. Eells, J., et al., *Development and characterization of a rodent model of methanol-induced retinal and optic nerve toxicity*. Neurotoxicology, 2000. **21**(3): p. 321-330.
54. Medinsky, M.A. and D.C. Dorman, *Recent developments in methanol toxicity*. Toxicology Letters, 1995. **82**: p. 707-711.
55. Pradhan, M., et al., *Histological changes in the Retina in Methanol Toxicity-A case report*. Anil Aggrawal's Internet Journal of Forensic Medicine & Toxicology, 2014. **15**(2).
56. Telles e Souza, F.G., et al., *Optic neuropathy toxic after methanol inhalation*. Revista Brasileira de Oftalmologia, 2018. **77**(1).
57. Tephly, T.R., *The toxicity of methanol*. Life sciences, 1991. **48**(11): p. 1031-1041.
58. Rohani, M., R.P. Munhoz, and G. Haeri, *Abnormal movements induced by methanol toxicity*. Postgraduate medical journal, 2017: p. postgradmedj-2017-134947.

59. Souza, A.O., et al., *Evaluation of Polybrominated Diphenyl Ether Toxicity on HepG2 Cells–Hexabrominated Congener (BDE-154) Is Less Toxic than Tetrabrominated Congener (BDE-47)*. Basic & clinical pharmacology & toxicology, 2016. **119**(5): p. 485-497.
60. Salimi, A., et al., *Toxicity of methyl tertiary-butyl ether on human blood lymphocytes*. Environmental Science and Pollution Research, 2016. **23**(9): p. 8556-8564.
61. Khalil, A., et al., *Perinatal exposure to 2, 2' , 4' 4' – Tetrabromodiphenyl ether induces testicular toxicity in adult rats*. Toxicology, 2017. **389**: p. 21-30.
62. Dunnick, J., et al., *Carcinogenic activity of pentabrominated diphenyl ether mixture (DE-71) in rats and mice*. Toxicology reports, 2018. **5**: p. 615-624.
63. Dannan, G.A., *Tetrahydrofuran*. Hamilton & Hardy's Industrial Toxicology, 2015: p. 719-726.
64. Wang, Z., et al., *Potential Safety Hazards Associated with Using Acetonitrile and a Strong Aqueous Base*. Organic Process Research & Development, 2017. **21**(10): p. 1501-1508.
65. Freeman, J.J. and E.P. Hayes, *Microsomal metabolism of acetonitrile to cyanide: effects of acetone and other compounds*. Biochemical pharmacology, 1988. **37**(6): p. 1153-1159.
66. Pozzani, U., et al., *An investigation of the mammalian toxicity of acetonitrile*. Journal of Occupational and Environmental Medicine, 1959. **1**(12): p. 634-642.
67. Freeman, J.J. and E.P. Hayes, *Acetone potentiation of acute acetonitrile toxicity in rats*. Journal of Toxicology and Environmental Health, Part A Current Issues, 1985. **15**(5): p. 609-621.
68. Ahmed, A.E., et al., *Studies on the Mechanism of Acetonitrile Toxicity I: Whole Body Autoradiographic Distribution and Macromolecular Interaction of 2–14C-Acetonitrile in Mice*. Pharmacology & toxicology, 1992. **70**(5): p. 322-330.
69. Micromedex, T., *Poisindex*. 2006
70. *TOXICOLOGICAL REVIEW OF ACETONITRILE*. EPA, 1999.
71. Joshi, D.R. and N. Adhikari, *COMMON ACIDS AND BASES FOR ORGANIC SYNTHESIS*. 2019.
72. Jones, G. and S.P. Stanforth, *The Vilsmeier Reaction of Fully Conjugated Carbocycles and Heterocycles*. Organic Reactions, 2004. **49**: p. 1-330.
73. Scaileur, V. and R. Lauwerys, *Dimethylformamide (DMF) hepatotoxicity*. Toxicology, 1987. **43**(3): p. 231-238.
74. Kilo, S., T. Göen, and H. Drexler, *Cross-sectional study on N, N-dimethylformamide (DMF); effects on liver and alcohol intolerance*. International archives of occupational and environmental health, 2016. **89**(8): p. 1309-1320.
75. Hurtt, M., et al., *13-week inhalation toxicity study of dimethylformamide (DMF) in cynomolgus monkeys*. Toxicological Sciences, 1992. **18**(4): p. 596-601.
76. Tanaka, K.-i., *Toxicity of dimethylformamide (DMF) to the young female rat*. Internationales Archiv für Arbeitsmedizin, 1971. **28**(2): p. 95-105.
77. Clayton Jr, J., et al., *The inhalation toxicity of dimethylformamide (DMF)*. American Industrial Hygiene Association Journal, 1963. **24**(2): p. 144-154.
78. Sifniades, S., A.B. Levy, and H. Bahl, *Acetone*. Ullmann's Encyclopedia of Industrial Chemistry, 2011.
79. Hewitt, W.R., E.M. Brown, and G.L. Plaa, *Acetone-induced potentiation of trihalomethane toxicity in male rats*. Toxicology letters, 1983. **16**(3-4): p. 285-296.
80. *Hazard Ethyl Acetate MSDS "Ethyl Acetate MSDS Number: E2850*.
81. Mackison, F.W.S., R. S.; Partridge, L. J., Jr., eds., *NIOSH/OSHA – Occupational Health Guidelines for Chemical Hazards. DHHS (NIOSH) Publication No. 81–123. Washington, DC: U.S. Government Printing Office*.

82. Seyler, C., et al., *Waste-solvent management as an element of green chemistry: a comprehensive study on the Swiss chemical industry*. Industrial & engineering chemistry research, 2006. **45**(22): p. 7700-7709.

UNDER PEER REVIEW