

Original Research Article

Sensory Evaluation of Shrimp Flavored Nile Tilapia Mortadella

ABSTRACT

Objectives: The aim was to develop and evaluate the microbiological and sensory characteristics of a mortadella made from mechanically separated shrimp flavored Nile Tilapia.

Study Design: In the data generated in the acceptance test of the mortadellas, the averages and standard deviations were calculated and the Analysis of Variance (ANOVA) was subsequently performed, the averages were compared by the Tukey test, at the level of 5% significance.

Place and duration of study: Universidade Federal de Campina Grande, Department of Graduate Studies in Process Engineering, between January 2017 and May 2018.

Methodology: Three mortadellas formulations were developed with varying concentrations of shrimp flavored aromatic extract. In formulation M_{0.5} 0.5% was added, in formulation M_{0.75}, 0.75%, and in formulation M₁ 1% of aromatic extract. In the microbiological analyses, *Staphylococcus* coagulase-positive, *Salmonella* sp. and Coliforms at 45°C were determined. Acceptance and purchase intention tests were performed with 100 untrained judges.

Results: All formulations presented microbiological characteristics within the standards established by the legislation in force in Brazil. The sensory tests indicated a good acceptance of all mortadellas samples, achieving an acceptability rate of 85.97% for formulation M₁, and 84.42% and 80.25% for formulations M_{0.75} and M_{0.5} respectively. The addition of higher concentrations of aromatic extract had a positive influence on the acceptance of the products. For the purchase intention test, M_{0.75} and M₁ formulations were statistically equal and had a better evaluation with averages of 4.32 and 4.38 respectively, corresponding to the term "I would possibly buy".

Conclusion: It can be presumed that the formulations developed are an alternative to add value to the residues from the processing of tilapia filleting, and can be used in the elaboration of mortadella with healthier and more nutritious characteristics and with a possible acceptability for marketing.

Comment [S.B1]: Kindly recast the study design area

Comment [S.B2]: Remove

Comment [S.B3]: At what level of significance

Comment [S.B4]: Why not "value added alternative to the residues from the processing of tilapia filleting"

Keywords: Meat Sausages, Fish, Shrimp, Mortadella, Sensory Analysis, Residues.

1. INTRODUCTION

Currently, consumer demand for healthier foods has motivated the food industry to look for raw materials and ingredients for the development of new products and reformulations of traditional products. These consumers are looking for tasty, visually appealing foods, and, at the same time, aim for health and well-being. Fish meat meets this new reality, because it is rich in lipids and proteins of high digestibility and quality.

Nile Tilapia (*Oreochromis niloticus*) is the species of fish that presents the highest rates of aquaculture production in Brazil, and the main products marketed of this species are whole frozen fish and, mainly, the fillets that represent the preference for consumption of tilapia by the national and international consumer market [1]. However, in spite of the several positive aspects related to tilapia culture, one of the undesirable characteristics of this species is the low yield of

fillet, which is around 32% to 35%, thus generating large quantities of waste in the fishing industries, reducing the profit margin of the production system [2].

Comment [S.B5]: and

One way of taking advantage of the solid waste from tilapia filleting that has been gaining space in the market is to obtain the Mechanically Separated Meat - MSM, which can promote an appreciation and added value to this waste. MSM is the edible fraction of mechanically separated fish and its yield is higher than that of filleting. Offering greater advantage to both the producer and the consumer because it is a product of high nutritional quality. This raw material can be used for the elaboration of surimi, kamaboko, analogues and emulsified sausages, for which the market is being directed [3].

Comment [S.B6]: Remove

Comment [S.B7]: Value addition to the waste.

Comment [S.B8]: Please change to production

According to Moreira et al. [4], emulsified sausages stand out as the meat products of greatest industrialization and consumption in Brazil, suggesting that they would be the most accepted and the most accessible to the population with low purchasing power. The elaboration of emulsions based on MSM produced with residues from filleting of Nile Tilapia may contribute to avoid waste, add value to the product and reduce environmental pollution, besides being able to facilitate the access of the population to food with high nutritional value and healthier characteristics.

Comment [S.B9]: Remove

Given the above context, this research aimed to develop and evaluate the microbiological and sensory characteristics of a mortadella made from mechanically separated meat of Nile Tilapia added shrimp flavored aromatic extract.

Comment [S.B10]: Tilapia and added shrimps.....

2. MATERIAL AND METHODS

2.1 Raw materials and inputs

The raw material used to obtain the Mechanically Separated Meat (MSM) was Nile Tilapia carcasses of the species *Oreochromis niloticus*, from the manual filleting process.

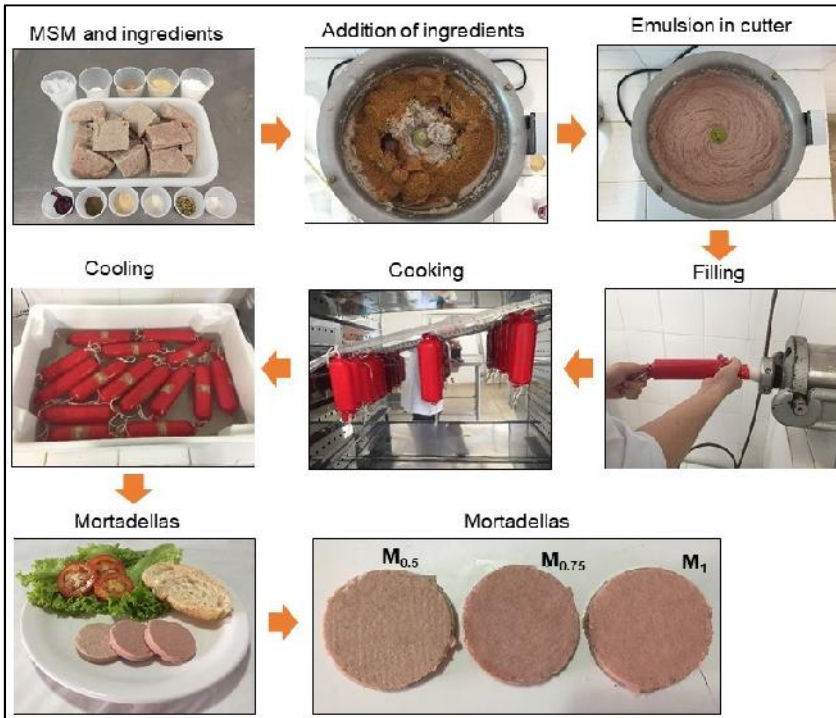
The inputs used in the elaboration of mortadellas such as curing salt, antioxidant, dye cochineal carmine and condiment for mortadella were donated by Duas Rodas Industrial® company, located in the state of Santa Catarina, Brazil. Sodium chloride, sugar, manioc starch, textured soy protein and the artificial casing were purchased in local commerce in the city of Sousa, Brazil. The shrimp flavored aromatic extract powder was obtained from the cephalothorax of white shrimp (*Litopenaeus vannamei*), through lyophilization process.

Comment [S.B11]: What type

2.2 Elaboration of mortadellas

Three formulations were developed with varying concentrations of shrimp flavored aromatic extract. In $M_{0.5}$ emulsion, 0.5% aromatic extract was added, in $M_{0.75}$ emulsion, 0.75%, and in M_1 emulsion, 1%. In all formulations were added the ingredients in fixed concentration, such as 1.5% salt, 0.15% curing salt, 0.2% antioxidant, 0.05% white pepper, 0.05% garlic, onion and dehydrated parsley, 0.5% mortadella condiment, 0.07% dye cochineal carmine, 3% manioc starch, 4% textured soy protein (powder) and 15% ice. The mortadellas were prepared based on the technique described by Moreira et al., [4], obeying the Technical Regulation of Quality and Identity of Mortadella [5]. Figure 1 illustrates the explained how sausages were obtained.

Figure 1. Flowchart of the elaboration of MSM mortadellas of Shrimp Flavored Nile Tilapia



Frozen MSM was homogenized in cutter, and the mixing step was performed in the sequence. Due to the different characteristics of the various ingredients, there is an order of addition to produce a better effect. The salts were added first, followed by the other ingredients, including antioxidant and aromatic extract. After obtaining the meat emulsion, the mass was inserted in a mechanical sausage stuffer using an artificial envelope to form the product. The sausage was tied with a cotton thread every 20 cm, resulting in pieces of about 500 grams.

The emulsified parts were cooked in an oven with air circulation, performed in four stages: the first one, at a temperature of 65 °C for 30 minutes; the second one, at a temperature of 70 °C for 30 minutes; the third one, at a temperature of 75 °C for 30 minutes; and the fourth one, at a temperature of 80 °C until reaching an internal temperature of 72 °C. After the cooking process was completed, the pieces were quickly cooled in a water and ice bath, vacuum packed in low-density polyethylene bags and stored in a cold room at a temperature of 6 °C for further microbiological and sensory analysis.

2.3 Microbiological Analysis

All microbiological analyses were performed according to the methodologies proposed by the American Public Health Association [6]. The analyses were performed for the following microorganisms: *Staphylococcus* coagulase-positive, *Salmonella* sp. and Coliforms at 45 °C, proposed by RDC n° 12, January 2, 2001, of the National Health Surveillance Agency [7].

2.4 Sensory Analysis

The sensory tests were carried out with 100 untrained judges aged between 18 and 44 years, both genders, accommodated in individual cabins, chosen because they were consumers of mortadella and not allergic to shrimp. Acceptance and purchase intention tests were applied as specified by Stone and Sidel [8] and Meilgaard, Civille and Carr [9].

The acceptance test was performed with a 9-point verbal category hedonic scale (9=Like Extremely to 1=Dislike Extremely), for the attributes analyzed (color, smell, texture, flavor and overall evaluation). The test to evaluate the

Comment [S.B12]: There is need to carry out the total plate count of the samples

attitude towards purchase intention was performed using a five points mixed category scale (5= certainly I would buy to 1= certainly I would not buy).


In order to obtain the acceptability rate (AR) of the product, Equation 1 was used:

$$AR (\%) = A \times 100/B \quad (1)$$

Where A = Average Score obtained for the product, and B = Maximum Score given to the product [10].

The mortadella samples, under the different aromatic extract concentrations, were served in cubes in white disposable plastic cups, coded with three-digit randomly defined numbers, accompanied by a water-salt biscuit and a glass of natural mineral water for cleaning the palate between sample exchanges (Figure 2).

Figure 2. Cabin prepared for sensory analysis



2.5 Statistical Analysis

In the data generated in the acceptance test of the mortadellas, the averages and standard deviations were calculated and the Analysis of Variance (ANOVA) was subsequently performed, the averages were compared by the Tukey test, at the level of 5% significance by the software ASSISTAT, version 7.7 [11].

3. RESULTS AND DISCUSSION

3.1 Microbiological Analysis

According to the results (Table 1), all the formulations produced were within acceptable standards for human consumption, complying with Resolution RDC No. 12 of the National Health Surveillance Agency [7].

Table 1. Microbiological characterization of MSM mortadellas of Shrimp Flavored Nile Tilapia

| Analysis | M _{0,5} | M _{0,75} | M ₁ |
|--|------------------|-------------------|----------------|
| <i>Salmonella</i> sp. / 25 g | Absent | Absent | Absent |
| <i>Staphylococcus</i> coagulase-positive/g (UFC/g) | 0 | 0 | 0 |
| Coliforms at 45 °C/g (NMP/g) | 0 | 0 | 0 |

M_{0,5} (0.5% aromatic extract); M_{0,75} (0.75% aromatic extract); M₁ (1% aromatic extract).

The absence of *Staphylococcus* coagulase-positive/g, *Salmonella* sp. / 25 g and Coliforms at 45°C, ensured the microbiological stability of mortadellas, indicating that the formulations were in accordance with the legislation in force in Brazil and can be used in sensory analysis [7].

Similar results to Table 1 were found by Bartolomeu et al. [12] and Oliveira et al. [13], when evaluating the microbiological quality of smoked mortadella elaborated with MSM of Nile Tilapia. The authors obtained low counts from coagulase-positive *Staphylococcus* (<10), absence of coliforms at 45°C and of *Salmonella* sp.

The results achieved in this work indicate that mortadella formulations have been handled and stored correctly according to the standards of good manufacturing practice and are therefore suitable for consumption.

3.2 Sensory Analysis

As can be seen in Table 2, there was no significant difference ($p < 0.05$) by Tukey test between the attributes evaluated for $M_{0.75}$ (0.75% extract) and M_1 (1% extract) formulations, while in relation to $M_{0.5}$ formulation (0.5% extract), there was a significant difference in all the attributes when comparing the M_1 sample.

In the color attribute, according to the averages obtained (Table 2), it can be observed that $M_{0.75}$ and M_1 treatments differed from $M_{0.5}$ formulation. These data can be justified by the lower addition of aromatic extract in $M_{0.5}$, which besides intensifying the taste of shrimp, contributed to the enhancement of the red color. Bartolomeu et al. [12], by evaluating the sensory acceptance of MSM mortadella of Nile Tilapia, also found values close to those ones from this study for color. On the contrary, Lago et al. [14], obtained lower results with an average of 6.15 for the same type of product.

Table 2. Acceptance test of MSM mortadellas of Shrimp Flavored Nile Tilapia

| Treatments | Color | Aroma | Texture | Taste | Overall evaluation | Purchase intent * | <i>M_{0.5} (0.5% extract); M_{0.75} (0.75% extract); M₁ (1% extract). * Averages obtained by means of a five-point scale. Different letters in the same column differ significantly from the control formulation by Tukey test at 5% level of significance.</i> |
|------------|--------------------------|---------------------------|---------------------------|--------------------------|--------------------------|--------------------------|--|
| $M_{0.5}$ | 7.00 ± 0.92 _b | 7.34 ± 0.98 _b | 7.18 ± 0.92 _b | 7.34 ± 0.95 _b | 7.25 ± 0.93 _b | 3.76 ± 0.74 _b | |
| $M_{0.75}$ | 7.72 ± 0.88 _a | 7.62 ± 0.89 _{ab} | 7.35 ± 0.88 _{ab} | 7.70 ± 0.92 _a | 7.77 ± 0.94 _a | 4.32 ± 0.76 _a | |
| M_1 | 7.89 ± 0.89 _a | 7.80 ± 0.91 _a | 7.49 ± 0.88 _a | 7.77 ± 0.91 _a | 7.81 ± 0.89 _a | 4.38 ± 0.73 _a | |

In the aroma attribute, it was found that formulations $M_{0.5}$ and $M_{0.75}$ did not differ statistically from each other ($p > 0.05$). M_1 formulation with 1% added extract had the highest average for this attribute (7.80) and differed statistically from $M_{0.5}$ formulation (7.34), indicating that the addition of higher proportions of shrimp flavored extract positively influenced the perception of the judges.

According to Table 2, it is possible to observe that for texture parameter formulation $M_{0.5}$ differed from M_1 , being statistically equal to $M_{0.75}$. Formulation M_1 showed the highest score (7.49) in the sensory analysis. The addition of aromatic extract in different concentrations has not altered the texture of any treatment. This can be explained by the use of the same formulation for all treatments, with only a variation in the amount of aromatic extract added.

Minozzo [15] and Dallabona et al., [16] found data close to Table 2 for the texture attribute when evaluating the sensory quality of MSM mortadella of Tilapia, obtaining averages scores of 7.20 and 7.50, respectively, corresponding to the term "I liked it moderately". Evaluating the emulsified sausage texture of MSM Nile Tilapia, Lago et al. [14] obtained an average score lower than the one from this study (6.02), as well as Bernardino Filho et al., [17] who obtained an average score of 6.80 when evaluating the mortadella texture prepared with flying fish surimi.

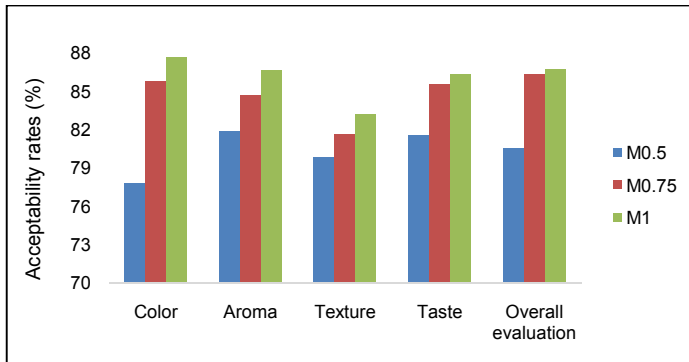
For the flavor attribute, it is verified (Table 2) that formulations $M_{0.75}$ and M_1 are statistically equal. The concentrations between 0.75% and 1% of shrimp flavored extract could be used in the preparation of sausages without interferences in the flavor, however, the addition of 0.5% of extract may be perceptible by the judges due to the taste, since formulation $M_{0.5}$ was the only one that differed significantly from the others.

In relation to the overall evaluation (Table 2), the highest score was achieved for M_1 formulation (7.81), which did not differ statistically from $M_{0.75}$ (7.77). It was observed that formulation $M_{0.5}$ (7.25) was the one that received the lowest score for this attribute, differing from the others, however, the judges liked moderately all formulations by assigning average scores corresponding to the term "I like moderately".

According to the averages for the purchase intention test (Table 2), formulations $M_{0.75}$ and M_1 are statistically equal and had a better score with averages of 4.32 and 4.38 respectively, corresponding to the term "I possibly would buy". $M_{0.5}$ formulation differed statistically from the other formulations, obtaining an average purchase intention of 3.76, corresponding to the term "maybe I would buy/maybe I wouldn't buy". Color may have been one of the factors that influenced the purchase intention of formulation $M_{0.5}$, because according to Resurreccion [18], the aspect of the meat product determines how consumers perceive the quality and significantly influences the purchase behavior.

Regarding the acceptability rate (Figure 3), all formulations had a good acceptance of all attributes, with a variation of 77.78% for the color of formulation M_{0.5} to 87.67% for the color of formulation M₁. According to Teixeira et al. [10], for a product to be considered as accepted, in terms of its sensory properties, it is necessary to obtain an acceptability rate of, at least, 70%.

Figure 3. Acceptability rate of shrimp flavored mortadellas



The highest acceptability rates were for formulation M₁ which contained 1% shrimp flavored extract, achieving an average acceptability of all attributes of 85.97%, followed by formulation M_{0.75} with 84.42% and formulation M_{0.5} with 80.25%. Color may have influenced this acceptance as the carotenoid pigments in the aromatic extracts intensified the pink color in the product and may have positively interfered with the preference. However, all formulations had great acceptance, as they reached acceptability rates higher than 70%. These data again reinforce the feasibility of the elaboration of a shrimp flavored tilapia mortadella.

4. CONCLUSION

Sensory tests have indicated a good acceptance of all shrimp flavored mortadella formulations. The addition of higher concentrations of aromatic extract had a positive influence on the acceptance of the products. The high purchase intention rates for M_{0.75} and M₁ formulations reinforce the feasibility of elaboration of shrimp flavored mortadella. Thus, formulations developed are an alternative to add value to the residues from the processing of tilapia filleting, and can be used in the elaboration of a popularly known product, such as mortadella, with healthier and more nutritious characteristics, which can be an option to encourage the consumption of fish by the population and reduce environmental contamination by avoiding the disposal of these residues in an inappropriate manner.

REFERENCES

1. IBGE - Instituto Brasileiro De Geografia e Estatística / 2016. Acessado ag 30 de janeiro 2019. Disponível: <http://www.ibge.gov.br/home/>
2. Barroso R. M; Pincinato R. B. M; Munoz A. E. P. Informativo de Mercado da Tilápia: O Mercado da Tilápia - 2 ° trimestre de 2017. Embrapa Pesca Aquicultura. Palmas, TO 2017. 1 p. Acessado of 30 de janeiro 2019. Disponível: <https://www.embrapa.br/pesca-eaquicultura/publicacoes/mercado-da-tilapia>
3. Gonçalves A. G. Tecnologia do pescado: ciência, tecnologia, inovação e legislação. 1ed. São Paulo / SP Atheneu, 2011.
4. Moreira, R. T; Lemos A. L. S.C; Harada, M. M; Cipolli, K; Mendes, E. S; Guimarães, J. L; Cristianini, M. Desenvolvimento e aceitação de fêtuído emulsionado tipo tilápia (*Oreochromis niloticus* L.). Higiene Alimentar 2008; 22 (159): 47-52. Portuguese
5. Brasil. Ministério da Agricultura e Abastecimento Instrução Normativa n ° 04, de 05 de abril de 2000. Regulamento Técnico de Identidade and Qualidade de Mortadela. Diário Oficial da União Brasília (DF). Acessado em 09 abril de 2019. Disponível: <http://www.agricultura.gov.br/sislegis>.
6. APHA - American Public Health Association. Compendium of methods of the microbiological examination of foods 4th Edition Washington D.C., 2001.
7. Brasil. Ministério da Saúde Agencia Nacional de Vigilância Sanitária (ANVISA). Resolução RDC n° 12, d 02/01/2001. Regulamento técnico sobre padrões microbiológicos para alimentos Diário Oficial da União, Brasília (DF), 02 de Jan. 2001. Acessado de 17 de fevereiro de 2019. Disponiv: <http://www.anvisa.gov.br>.
8. Stone, H. ;; Sidel, J. L. Sensory Evaluation Practices. Academic Press, London 1993.
9. Meilgaard, M. ;; Civille, G. V. ;; Carr, B. T. Sensory Evaluation Techniques. London, CRP Press, 287p, 1991.
10. Teixeira, E. ;; Meinert, E. M. ;; Barbeta, P. A. ;; Análise sensorial de alimentos. Florianópolis: UFSC, 1987.
11. Silva, F. de A. S. e. ;; Azevedo, C. A. V. de. The Assistat Software Version 7.7 and its use in the experimental data Afr. J. Agric. Res. 2016; 11 (39): 3733-3740.

12. Bartolomeu, D. A. F. S. Due to the formation of a new version of "Dipo Mortadela" in CMS, you can find out the following (Oreochromis nilotic) and fibra de trigo - Universidade Federal do Paraná, Curitiba, 2011. Portuguese.
13. Oliveira D. A. S. B .; Licodiedoff S .; Minozzo M. G .; Ninow J. L .; Furigo A .; Waszczynskij N. Avaliação has been named as the owner of the qualification of the contract, but he has been able to retract from the fibers of the triangular attack on the sensorial. In: XX Congresso Brasileiro De Engenharia Química. Florianópolis / SC 2008; 1 - 8. Portuguese
14. Lago A. M. T .; Vidal A. C. C .; Schiassi M. C. E. V .; Reis T .; Pimenta C .; Pimenta M. E. S. G. Influence of the Addition of Minced Fish on the Preparation of Fish Sausage: Effects on Sensory Properties. Journal of Food Science 2017; 82 (2), 232-242.
15. MINOZZO M.G. Patê De Pescado: Alternativa Para Incremento Da Praschao Nas Industrias Pesqueiras. Universidade Federal do Paraná, Curitiba, 2010. Portuguese
16. Dallabona B. R .; Karam L. B .; Wagner R; Bartolomeu D. A. F. S .; Mikos J. D .; Franscisco J. G. P .; Macedo R. E; Kirschnik P. G. Revista Brasileira de Zootecnia. 2013; 42 (12): 835-843. Portuguese
17. Bernadino Filho, R .; Sousa, S .; Araújo, R. C .; Cavalcanti, M. T .; Navarro, L. A. O .; Queiroga, A. X. M. Development of smoked mortality prepared with Surimi of flying fish added Inulin andwithfat reduction. International Journal of Development Research 2018; 08 (06): 21374-21377.
18. Resurreccion, A. V. A. Sensory aspects of meat and meat products. Meat Science 2003; 66: 11-20