

## Original Research Article

# Development of a Method to produce Granulated Sugar from the Inflorescences Sap of Coconut (*Cocos Nucifera L.*) in Ivory Coast: Case of Hybrid PB113<sup>+</sup>

### SUMMARY

**Aims:** To develop a method for transforming inflorescences sap of coconut into crystalline sugar, with a view to diversifying coconut exploitation in Côte d'Ivoire.

**Study design:** The sap was extracted from inflorescences of row 8 of PB113 hybrid and harvested 03 times a day (07h, 12h and 17h). Three processes for transforming sap into crystalline sugar have been gradually tested, taking into account the quality of the sap, the temperature-treatment time combination and the physical constraints applied to the sap.

**Place and duration of studies:** Marc Delorme Station for Coconut Research at the National Centre for Agricultural Research, between May 2015 and July 2016.

**Methodology:** Six coconut were selected from those that showed no evidence of a history of disease or pest attacks. Then, in their leaf corona, the unopened inflorescences, rank 8, were used for sap extraction (Konan *et al.*, 2013). On each coconut tree, the sap was collected in a plastic container previously sanitized with water heated to 100°C in a boiling bath and was collected 03 times a day (07h, 12h and 17h). The collected samples were placed in an isothermal cooler before being sent to the laboratory for processing. The transformation of sap into derived products was carried out by thermal spraying of the raw material. The experiments were performed on an electric hot plate (TRIOMPH) equipped with a temperature and time regulator. Heating the sap also required a frying pan and stainless-steel spatulas. A pH meter, a 0.01 electronic precision balance (METTLER BD 202, made in USA) and a refractometer were also used to measure physico-chemical parameters of the sap before and during its transformation. Three (3) processes were tested in this study for the transformation of inflorescences sap into coconut sugar. In each process, variable time-temperature heating combinations were used.

**Results:** Both first ones processes tested did not produce sugar crystals. Their deficiencies were improved in the 3<sup>rd</sup> process which resulted in the clear crystallization of the sap. With this process, a first vaporization of the sap was carried out with gradually increasing temperatures up to 140 °C for 30 min giving a fairly firm coconut syrup. The syrup was sprayed for a second time at 60°C for 30 minutes to obtain a massequite, which was then destemmed, crumbled and dried at ambient temperature to provide crystalline coconut sugar. This sugar comes in the form of crystals of irregular grain size with a red colouring, similar to brown cane sugar. The results reveal that the production of 1 kg of crystalline coconut sugar requires the treatment of 6.25 L of coconut inflorescences sap.

**Conclusion:** The extension of the method of production of crystalline coconut sugar must be encouraged and represents an important support for the development of coconut sap in Côte d'Ivoire. However, further studies must be carried out to determine the biochemical characteristics of the coconut sugar produced.

Comment [A1]: coconuts

16  
17  
18  
19  
20  
21  
22  
23  
24  
25  
26  
27  
28  
29  
30  
31  
32  
33  
34  
35  
36  
37  
38  
39  
40  
41  
42  
43  
44  
45  
46  
47  
48  
49  
50  
51  
52  
53  
54  
55  
56  
57  
58  
59  
60  
61  
62  
63  
64  
65  
66  
67  
68  
69  
70  
71  
72  
73  
74

Keywords: Coconut sap, inflorescence, production parameters, sugar, Ivory Coast

## 1. INTRODUCTION

Coconut (*Cocos nucifera* L.) is a perennial crop found in coastal countries in tropical regions [1]. Its surface area covers about 12 million hectares worldwide, with the largest plantations located in South-East Asian countries such as Indonesia, the Philippines and India, which together have more than 7 million hectares, or more than 75% of the world's coconut plantation [2,3]. This plant represents an important source of income for many people in rural areas in these countries. In Côte d'Ivoire, coconut is cultivated on 50,000 ha, mainly in the coastal part of the country. In this country, fruit has so far been the main form of coconut cultivation, while all parts of the plant can be exploited for multiple purposes [4]. Fruits commonly known as coconuts are consumed as refreshing in their immature state for the appreciable organoleptic qualities of their water [5,6]. But when they are mature, their albumen is generally dried, called copra in this case, in order to be used to extract coconut oil useful in the food, pharmaceutical and especially cosmetic industries [7,8,9]. However, other vegetable oils that are often more appreciated are present on the oilseed market, which has a negative impact on the commercial value of coconut oil. As a result, the income from coconut production is not sufficient to cover the many needs of the farming families concerned [10]. In addition, Asian countries facing the same copra crisis have invested in other ways to promote coconut production. In this diversification, the production of coconut sap from inflorescences has met with great success with the coconut sector. Indeed, coconut sap is produced with young inflorescences, to the detriment of nut production. It is a liquid containing many compounds from the xylem and phloem of the plant [10,11], which is used as a raw material for the production of syrup and coconut sugar with important nutritional properties. For example, these derivatives have lower glycemic indices (GIs) than many table sugars such as cane sugar and beet sugar with a GI above 50 [12]. The good nutritional and dietary characteristics of coconut sap derivatives ensure that they have a good market value. Thus, coconut sap represents a real added value for the valorization of this plant: it does not provide significant income to producers while remaining in line with the promotion of sustainable agriculture.

In Côte d'Ivoire, the production and valorization of coconut sap has not yet been popularized. This is why, since 2011, studies have been initiated to exploit the sap of the most widespread cultivars in the Ivorian coconut grove. Initial work assessed the production potential and nutritional characteristics of the sap of these varieties. Results showed higher sap productivity with the hybrid PB113+, which provides a total volume of  $61.81 \pm 20.41$  L of sap/inflorescence over a production period of 46 to 49 days [10]. Also, sap is a generally neutral substance (pH 6.97 to 7.32) and oligosaccharides are the main constituents, especially sucrose, which contains 12.24 g/100 mL [13], a level close to that of sugar cane. This high sucrose content is thus favorable to the valorization of coconut sap into crystalline sugar, as in other coconut-producing countries. In addition, sensory tests have revealed that the sap of the PB113+ hybrid is more appreciated by consumers, with an acceptance rate of 92.86%, than that from other coconut cultivars [14]. Transforming the sap of this coconut hybrid into coconut sugar could thus have good market characteristics and provide good added value to the coconut tree. The aim of this work is to contribute to the development of a method for transforming coconut inflorescence sap into crystalline sugar, with a view to diversifying the exploitation of coconut palms in Côte d'Ivoire.

## 2. EQUIPMENT AND METHODS

### 2.1 EQUIPMENT

#### 2.1.1 Experimental site

The biological material consisted of coconut inflorescences sap from the row 8 to hybrid PB113+. The coconut palms were selected on plot 081 to Marc Delorme Research Station for coconut of National Centre of Agronomic Research (CNRA), Côte d'Ivoire. This station is located in Port-Bouët, in the Abidjan district, and has a strong leadership in coconut research.

Comment [A2]: *Cocos nucifera*

75 **2.1.1 Sap extraction equipment**

76  
77 The equipment for extracting coconut sap was made up of various field tools taking into account  
78 access to the coconut inflorescences to be treated, the collection of the sap and its transfer to the  
79 treatment site (Table 1).  
80

81 **Table 1 : Coconut sap extraction equipment**

82

Materials	Use
Scale	Access to the leaf crown
Knife	Cut the spathe
Yarn roll	Tie the inflorescences
Cans	Harvesting, transporting and storing sap
Filter funnel	Filter the sap
Chiffon fabric	Protect the inflorescence and sap from insects during production

83 **2.2 METHODS**

84 **2.2.1 Sampling**

85  
86 Six coconut were selected from those that showed no evidence of a history of disease or pest attacks.  
87 Then, in their leaf corona, the unopened inflorescences, rank 8, were used to extract sap [10]. On  
88 each coconut tree, the sap was collected in a plastic container previously sanitized with water heated  
89 to 100°C in a boiling bath and was collected 03 times a day (07h, 12h and 17h). The collected  
90 samples were placed in an isothermal cooler before being sent to the laboratory for processing.  
91  
92

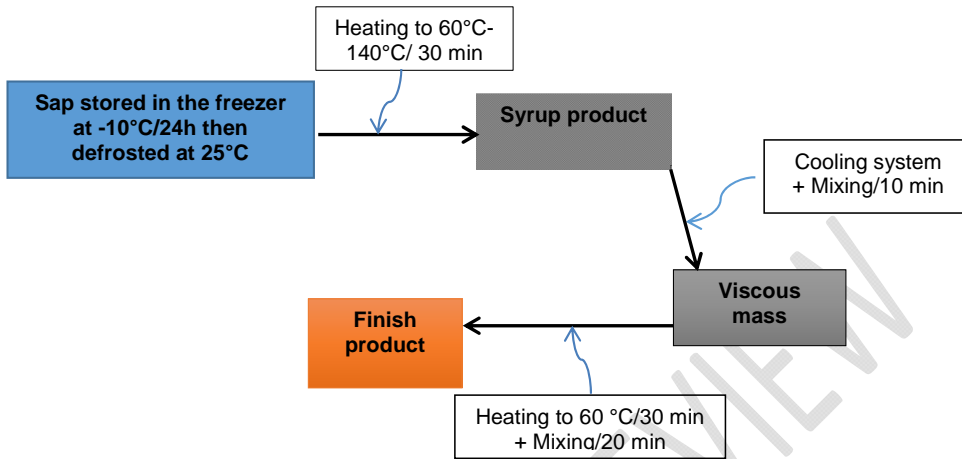
Comment [A3]: coconuts were

93 **2.2.2 Transformation of sap into crystalline sugar**

94  
95 The transformation of sap into derived products was carried out by thermal spraying of the raw  
96 material. The experiments were performed on an electric hot plate (TRIUMPH) equipped with a  
97 temperature and time regulator. Heating the sap also required a frying pan and stainless-steel  
98 spatulas. A pH meter, a 0.01 electronic precision balance (METTLER BD 202, made in USA) and a  
99 refractometer were also used to measure physico-chemical parameters of the sap before and during  
100 its transformation.  
101

102 Three (3) processes were tested in this study for the transformation of sap into coconut sugar. In each  
103 process, variable time-temperature heating combinations were used.  
104

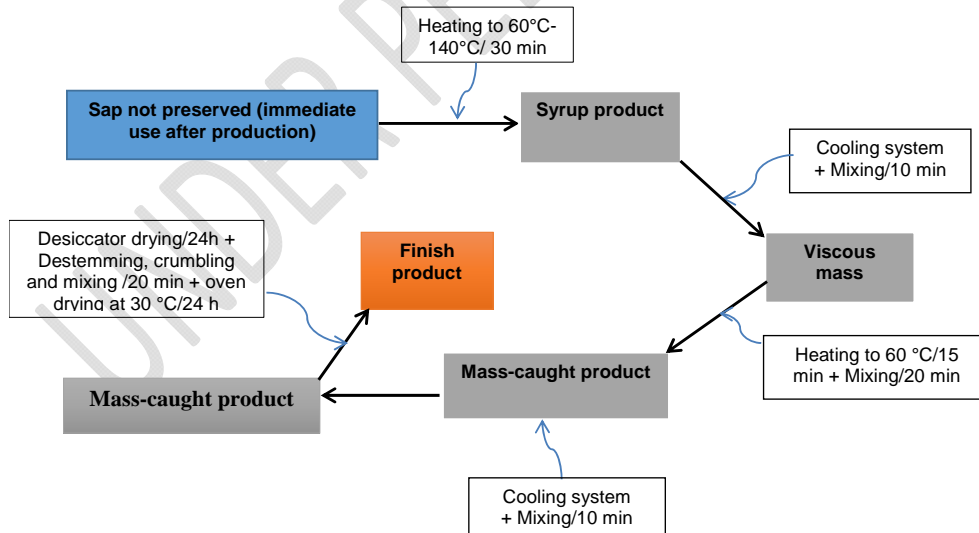
105 The first process was carried out with the sap produced and stored for 24 hours in a freezer at a  
106 temperature of -10°C. After defrosting, the sap was vaporized at temperatures increasing from 60°C to  
107 140°C. Then the resulting syrup was mixed, vaporized and re-mixed (Figure 1).  
108  
109



110  
111  
112  
113  
114  
115  
116  
117  
118

Figure 1: Coconut sugar production diagram: from sap to syrup

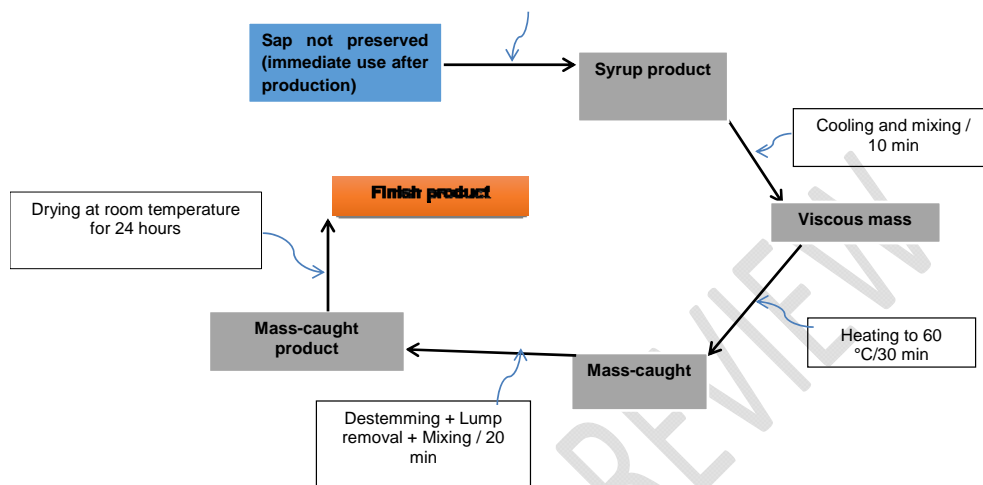
In the 2nd process, the sap was used as soon as it was produced, without intermediate preservation, but maintaining the main stages of the first process. However, the duration of the 2<sup>nd</sup> vaporization was reduced by half and the masseccuite was dried at 30°C in an oven (Figure 2).



119  
120  
121  
122

Figure 2: Production diagram of crystalline coconut sugar by method 2

123 In the 3rd process, the 2<sup>nd</sup> vaporization was maintained at 30°C and the resulting massecuite was  
 124 destemmed, crumbled to begin crystallization, kneaded and dried at room temperature for 24 hours  
 125 (Figure 3).  
 126



127 **Figure 3: Production diagram of crystalline coconut sugar by method 3**

131 **2.2.3. Evaluation of physicochemical parameters related to coconut sugar production**

132 The hydrogen potential (pH) of the crystalline sugar samples was evaluated using a portable pH meter  
 133 from HANNA. A 0.01 precision electronic balance (METTLER BD 202, *made in USA*) and a manual  
 134 refractometer (DIGIT, 032), allowed us to obtain the masses and total soluble solids contents (°Brix) of  
 135 the coconut sugar samples produced respectively.  
 136 Then, the transformation yield of the sap into coconut sugar was evaluated according to the formula:

137  
 138 
$$\text{Yield (\%)} = \text{Mass of the derivative} * 100 / \text{Mass of sap}$$

140 **2.2.4. Data processing**

141 The collected data were entered under Excel software, and an analysis of variance (ANOVA) of the  
 142 means was performed with XLSTAT software version 7.5.3

145 **3. RESULTS AND DISCUSSION**

147 **3.1. FIRST PROCESS FOR TRANSFORMING SEVE INTO COCONUT SUGAR**

149 In the first process, the sap has a pH of 6.5, a total solids content of 14% and a whitish coloring after  
 150 24 hours storage (**Table 2**). After the first vaporization, the syrup obtained is brown in color and has a  
 151 total solids content of more than 30%, the maximum value reported by the refractometer used. The 2<sup>nd</sup>  
 152 vaporization led to a more viscous, dark brown syrup. Its mixing results in a slight jelly setting (**Figure**  
 153 **4**). However, no crystallization is observed after the application of this process.

Comment [A4]: more



160  
161  
162 **Figure 4:** Gelled syrup obtained by method 1  
163  
164  
165

### 166 **3.2. SECOND PROCESS FOR TRANSFORMING SEVE INTO COCONUT SUGAR**

167 Freshly collected coconut sap, without prior preservation, has a pH of 7.2, an ochre color and a total  
168 soluble solids content of 14.8% (**Table 2**). At the end of the 1st vaporization, the syrup obtained is red  
169 ochre in color, viscous texture with also more than 30% total soluble solids. After mixing and cooling  
170 the massecuite with a desiccator, a small amount of crystal formation is observed in a gel cluster  
171 (**Figure 5**). This gel setting is permanent after drying at 30°C in an oven for 24 hours.  
172  
173  
174



175  
176  
177  
178 **Figure 5:** Gelled sugar heaps obtained by method 2  
179  
180  
181

### 182 **3.3. THIRD PROCESS FOR TRANSFORMING SEVE INTO COCONUT SUGAR**

183 The 3<sup>rd</sup> process differs from the 2<sup>nd</sup> process only in the duration of the 2<sup>nd</sup> vaporization and the drying  
184 conditions of the massecuite after mixing. The massecuite destemmed, crumbled and then dried at  
185 room temperature results in a clear crystallization of the product. This produces coconut sugar  
186 granules that are ochre-yellow in color (**Figure 6**).  
187  
188



189  
190  
191  
192  
193  
194  
195  
196

**Figure 6:** Coconut sugar crystals obtained from process 3

**Table 2: Parameters for transforming coconut sap into crystalline sugar**

Parameter of sap and its transformation		Process 1	Process 2	Process 3
Sap before processing	Sap quality	Stored/24 hours	Not kept	
	Volume and mass of sap	1L = 1050±13 g	1 L = 1120±12 g	
	pH	6,5±0,3	7,2±0,2	
	Total soluble solids (%)	14±0,6	14,8±0,5	
	Color	Whiteish	Orange-Ochre	
Derivative product	Viscosity	Viscous good	Low Viscosity	Viscous pitch
	Appearance after processing	Slight gelation	Permanent gel + some crystals	Complete crystallization
	Product quantity (mass)	100±5 g	120±7 g	160±15 g
	Total soluble solids (%)	> 30	> 30	-
	Color	Dark brown	Ochre-yellow	Ochre-yellow

197  
198  
199  
200  
201  
202  
203  
204  
205  
206  
207  
208  
209  
210  
211  
212  
213  
214  
215  
216  
217

### 3.4. YIELD OF TRANSFORMATION OF COCONUT SEVE INTO CRYSTALLINE SUGAR

Since the formation of coconut sugar crystals is only evident after the 3<sup>rd</sup> process, the production yield of coconut sugar was estimated only from this method. From 1 L of coconut sap, an average of 160 g of crystalline coconut sugar is obtained, giving an average yield of 14.29%. Considering this processing yield, the production of 1 kg of sugar requires the collection of 6.25 L of coconut sap (Table 3).

In addition, on the basis of the yield of coconut sap production and its transformation into crystalline sugar, projections can be made for large-scale exploitation of this product. Thus, from the average of 62 L of sap produced by coconut inflorescence (case of the PB 113+ variety according to [10]), it is possible to obtain 10 kg of crystalline sugar. In addition, each coconut tree produces 10 to 12 inflorescences annually, which suggests a production of 100 to 120 kg of coconut sugar/coconut tree sugar/year. In the end, 1 ha of coconut grove with 160 adult coconut trees could have an estimated coconut sugar production of between 16,000 kg and 19,200 kg per year (Table 3).

**Table 3: Yield of transformation of sap into coconut sugar and projections on coconut sugar production**

Quantity of sap	Quantity of coconut sugar	Yield
1 L = 1120±12 g	160±15 g	14,29±0,5%
<b>Projection estimation</b>		
Parameter	Quantity of sap	Quantity of sugar

<b>Basis of estimation</b>	6,25 L	1 kg
<b>By Coconut Inflorescence (Variety PB113+) (*)</b>	62 L	10 kg
<b>By coconut tree (production of 10-12 inflorescences/year)</b>	620-744 L/year	100-120 kg/year
<b>Per hectare of coconut trees (160 coconut trees) /year</b>	99 200-119 040 L/year	16,000-19,200 kg/year

(\*): Average provided by the work of Konan et al (2013) on the variety PB113+.

218  
219  
220  
221  
222  
223  
224  
225  
226  
227  
228  
229  
230  
231  
232  
233  
234  
235  
236  
237  
238  
239  
240  
241  
242  
243  
244  
245  
246  
247  
248  
249  
250  
251  
252  
253  
254  
255  
256  
257  
258  
259  
260  
261  
262  
263  
264  
265  
266  
267  
268  
269  
270

Three processes for the production of crystalline sugar from coconut inflorescence sap were tested in this study. The first experiment was carried out with coconut sap stored at -15°C in the freezer for 24 hours before processing. This method did not produce crystals, and the syrup obtained was not very viscous. This result could result from various biochemical modifications produced in the sap during its conservation. Indeed, as soon as it is produced, coconut sap contains mainly sucrose (9.4% to 12.24%) but also fructose and glucose residues that can be directly used by fermentative microorganisms [13,15]. Even if the sap has been stored cold, the presence of these reducing sugars could have been amplified by these ferments, the presence of which is otherwise spontaneous; the sucrose molecules being easily hydrolyzed into reducing sugars (glucose and fructose) under enzymatic action. In addition, fructose is a carbohydrate with a low crystallization index. It is also the reducing sugar whose microbial use comes second only to that of glucose. Thus, an accumulation of fructose in the sap increases the fructose/glucose ratio, which could be unfavorable to the production of crystalline coconut sugar. The importance of the fructose/glucose ratio in the crystallization of carbohydrate fluids such as honey has been highlighted by Dailly [16]. This author reveals that the crystallization, the crystallization of carbohydrate fluids such as the crystallization of honey is fast for an F/G ratio < 1.05; slow for 1.05 < F/G < 1.45 and rare for F/G > 1.45. There would therefore be a limit value for the F/G ratio in the case of coconut sap syrup above which crystallization would be residual or even non-existent. In addition, the presence of these reducing sugars in the preserved coconut sap is detrimental to the quality of coconut sugar: they are at the origin of defects due to enzymatic browning reactions during their reactions with proteins or Maillard reactions. In fact, the agri-food industry applies the Maillard reaction to many food processing processes in order to provide consumers with the desired flavors and colors [17]. However, depending on the conditions used, the Maillard reaction may lead to the parallel formation of undesirable colors, flavors or flavors following rancidity or browning. Such a phenomenon could also justify the crystallization defects and the brown aspect of the syrup made from coconut sap used after conservation for 24 hours. Processes 2 and 3 allowed the crystallization of coconut sap syrup, confirming that this phenomenon occurs when few reducing sugars contained in the initial raw material are present. This is all the more appropriate as some Asian coconut sugar producers systematically pasteurize the sap before further processing. In the 2<sup>nd</sup> processing process, the sap was used as soon as it was produced by the coconut inflorescence, without prior conservation. The vaporization temperature of the sap was also modified: it gradually increased from 60°C to 100°C, unlike the 1<sup>st</sup> process in which it was systematically fixed at 100°C. This modification was made to avoid molecular component alterations following the sudden heat treatment of the sap. After the syrup was dehydrated in 15 minutes, a gelled mass of sugar crystals was obtained. This could result from insufficient dehydration of the syrup in 15 minutes. On the basis of this assumption, the dehydration time of the syrup was extended in the 3<sup>rd</sup> process. During this last process, the second vaporization was carried out at 60°C for 30 min, and allowed the masseccuite to form. Thus, as a result of extensive dehydration, the sugar molecules aggregate more strongly to transform into a dry masseccuite. In comparison with the cane sugar production process, a similarity is observed in our tests. Indeed, at 55°C and at reduced pressure the cane syrup is transformed into a masseccuite containing sugar crystals. At the end of this process, the destemming of the relatively dry masseccuite was carried out, followed by crumbling to separate the sugar crystals. This phase is different from the cane sugar manufacturing process where the masseccuite is mixed before being turbinated several times in centrifuges to separate the crystals from the molasses [18]. The yield of 14.25% is an indicator of the profitability of exploiting coconut inflorescences in favor of coconut sugar production. Indeed, projections show that this yield could allow the production of 100 to 120 kg of sugar/coconut/year or even an annual production of 1.6 T to 1.9 T of coconut sugar per ha of coconut plantation planted with the hybrid variety PB113+, one of the most popular ecotypes of coconut trees. These forecasts are therefore related to the type of coconut tree used. But the climatic and soil conditions on which the general development of the coconut tree depends must also be taken

271 into account. Nevertheless, the control of the parameters of transformation of the coconut tree's  
272 inflorescence sap into crystalline sugar represents an encouraging prospect for the alternative  
273 valuation of this crop, relative to coconut production.  
274

#### 275 4. CONCLUSION

276 This study aimed to highlight the determinants of the transformation of coconut inflorescence sap into  
277 crystalline sugar in order to establish a process applicable to the manufacture of this product in Côte  
278 d'Ivoire. The parameters involved in crystallization are on the one hand the quality of the sap, and on  
279 the other hand time, temperature and crystallization mode. After testing 03 processes, it appears that  
280 crystallization requires a sap that has been exposed to little fermentation and contains few reducing  
281 sugars. On such a sap, the formation of coconut sugar crystals is due to the gradual application of a  
282 variable time-temperature vaporization torque. The mixing, crumbling and drying at room temperature  
283 of the coconut sugar massecuite made it possible to obtain coconut sugar granules. Its granules are  
284 ochre-yellow in color, similar to brown cane sugar. It takes 7 liters of coconut sap to produce 1 kg of  
285 crystalline sugar, an average yield of 14.29%. The popularization of this method could represent an  
286 important support for the valorization of coconut sap in Côte d'Ivoire.  
287  
288  
289  
290  
291

#### 292 CONSENT (IF APPLICABLE)

293 Not concerned  
294

#### 295 ETHICAL APPROVAL (IF APPLICABLE)

296 Not concerned  
297  
298  
299

#### 300 REFERENCES AND REFERENCES

- 301  
302  
303 1. **Gunn B.F., Baudouin L. & Olsen K.M.** (2011). Independent Origins of Cultivated Coconut  
304 (*Cocos nucifera* L.) in the Old World Tropics. *PLoS ONE*, 6 (6): e21143.  
305 2. **Amrizal I.** (2003). Coconut Statistical Yearbook, Asian and Pacific Coconut Community,  
306 Jakarta, India, 6-7.  
307 3. **Van der Vossen H.A.M. & Chipungahelo G.S.E.** (2007). *Cocos nucifera* L. In vegetable  
308 oils/Oléagineux. Van der Vossen H.A.M. and Mkamilo G.S. Editions, Wageningen,  
309 Netherlands, Prota 14: 67-72.  
310 4. **Zushum M. and Weimei Q.** (1997). Characteristics and evaluation of coconut varieties on  
311 Hainan Island (China), Plantation, Research, Development, 4: 202-203.  
312 5. **Yong J.W.H., Ge L., Fei Y.N. & Tan S.N.** (2009). The chemical composition and biological  
313 properties of coconut (*Cocos nucifera* L.) water. *Molecules*, 14: 5144-5164.  
314 6. **Assa R.R., Konan J.L., Prades A. & Nemlin J.** (2012). Taste characteristics of the water of  
315 the fruits of four coconut cultivars (*Cocos nucifera* L.). *International Journal of Biological and*  
316 *Chemical Sciences*, 6(6): 3045-3054.  
317 7. **Mendis S., Samarajeewa U. & Thattil R.O.** (2001). Coconut fat and serum lipoproteins:  
318 effects of partial replacement with unsaturated fats. *British Journal of Nutrition*, 85(5): 583-9.  
319 8. **Debmandal M. & Mandal S.** (2011). Coconut (*Cocos nucifera* L.: Arecaceae): In health  
320 promotion and disease prevention. *Asian Pacific Journal of Tropical Medicine* 2011: 241-247.  
321 9. **Konan B.R.** (2011). Comparative study of the physico-chemical characteristics of the almond,  
322 water and haustorium of the nuts of three coconut cultivars (*Cocos nucifera* L.) according to  
323 the germination stage. Thèse de Doctorat unique, Université Nangui Abrogoua, Côte d'Ivoire,  
324 146 p.  
325 10. **KONAN N'Guessan Ysidor, KONAN Konan Jean-Louis, ASSA Rebecca Rachel, KONAN**  
326 **Brou Roger, OKOMA Djeya Muriel Joëlle, ALLOU Kouassi & al** (2013). Assessment of sap  
327 production parameters from spathes of four coconut (*Cocos nucifera* L.) cultivars in Côte  
328 d'Ivoire. *Sustainable Agriculture Research*, 2(4): 87-94.

329  
330  
331  
332  
333  
334  
335  
336  
337  
338  
339  
340  
341  
342  
343  
344  
345  
346  
347  
348  
349  
350  
351  
352  
353  
354  
355  
356  
357

11. **Nakamura S.I., Watanabe A., Chongpraditnum P., Suzui N., Hayashi H. & al.** (2004). Analysis of phloem exudate collected from fruit-bearing stems of coconut palm: Palm trees as a source of molecules circulating in sieve tubes. *Soil Science and Plant Nutrition*, 50 (5): 739-745.
12. **Trinidad P.T., Aida C.M., Rosario S.S. & Rosario R.E.** (2010). Glycemic index of commonly consumed carbohydrate foods in the Philippines. *Journal of functional foods*, 2: 271-274.
13. **KONAN N'Guessan Ysidor, ASSA Rebecca Rachel, KONAN Konan Jean-Louis, OKOMA Djeya Muriel, PRADES Alexia, ALLOU Kouassi & al** (2014). Glucide factors of the inflorescence sap of four coconut (*Cocos nucifera* L.) cultivars from Côte d'Ivoire. *International Journal of Biochemistry Research & Review*, 4(2): 116-127.
14. **KONAN N'Guessan Ysidor, KONAN Konan Jean-Louis, ASSA Rebecca Rachel & BIEGO Godi Henri Marius** (2017). Variability of sensory acceptance and flavors of the inflorescence sap deriving from four widespread cultivars of coconut (*Cocos nucifera* L.). *Current Journal of Applied Science & Technology*, 22(3): 1-10.
15. **KONAN N'Guessan Ysidor, KONAN Konan Jean-Louis, KONAN Brou Roger, ASSA Rebecca Rachel, OKOMA Djeya Muriel Joëlle, ISSALI Auguste Emmanuel & al** (2015). Changes in physicochemical parameters during storage of the inflorescence sap derived from four coconut (*Cocos nucifera* L.) varieties in Côte d'Ivoire. *Journal of Experimental Agriculture International*, 5(4): 352-365.
16. **Dailly Hélène** (2008). Crystallization of honey, knowing it and doing it. *Bees & Co.*, 124(3): 24-28.
17. **Machinery D., Istasse L.** (2002). The Maillard reaction: importance and applications in food chemistry. *Ann. Veterans Medal*, 146: 347-352.
18. **Arzate A.** (2005). Extraction and refining of cane sugar. Research Project: Final Report. Saint-Norbert d'Arthabaska. Website: [http:// www.centreacer.qc.ca/uploaded/publications/178\\_en.pdf](http://www.centreacer.qc.ca/uploaded/publications/178_en.pdf)

UNDER PEER REVIEW